



 **CUBE**



Bicycles are high-tech products and are very complex in their construction; the individual components always have to overcome incompatibilities and they have to perform dependably under extreme circumstances. We consider the product bicycle as a jig saw puzzle of components, frame technology and materials that is in permanent need of improvement and fine tuning.

For us, design is a way of bringing man and product in tune.

Our product managers, development

engineers and designers are responsible for bringing these principles to life.

For 2009, we offer a wide range of 4Link and hardtail bikes, dialled in to specific rider needs.

A fast bike needs a fast chassis

Our classic 4 link frames have a Geometrie that let's the rear wheel travel in almost a vertical plane, that way, wheel base will not change when the bike is travelling trough it's suspension arc. This makes a smooth, controlled ride, without power loss.

Because the damper is close to the rear triangle of the bike, a progressive response is created, so even in rough terrain there is ample traction.

Hardtails are bikes for purists

No frills just the bare essentials: fast, light, enjoyable.

Hardtails should be lightweight and stiff at the same time, should impress through lightning response, let themselves be steered uphill and down with ease, and be a relaxed ride.



ENTHUSIASM

THERE IS A LOT THAT CAN TAKE ONES' FANCY:

*Interesting people, overwhelming nature and fascinating technology.
In our case, fancy bicycles.*

ENTHUSIASM COMES LIKE A WAVE

It engulfs you and others. Carrying us along, it sparks our interest and passion for what we do and what we achieve.

We at CUBE are enthusiastic bicycle builders. Bicycles to ride with emotion, filling yours with the same passion as ours.

ENTHUSIASM INSPIRES

Your enthusiasm for the CUBE product is our encouragement to develop and implement newer and better products worthy of your confidence in us and the CUBE brand.

ENTHUSIASM IS THE KEY TO SUCCESS

Your enthusiasm for the CUBE brand is the key to our mutual success. It inspires us, to try and catch your enthusiasm again and again.

*Your **CUBE** team*

Our CUBE hardtails are exactly that.

Perfect true-performance riding tools made out of best materials without compromise, with attentive craftsmanship during creation. Whether in carbon fibre, noble titanium or hitech aluminium, the materials used in our hardtails are exceptionally light and guarantee maximum stability.

We at Cube built bikes we would like to ride ourselves, in fact we do just that... For racers, tour riders and downhillers, but above all for enthusiasts, because that is what are ourselves!

We hope you enjoy reading through our catalogue, and hope you decide on a test ride at one of our official Cube dealers!

The Cube Team



**OVERVIEW
2009**

OVERVIEW
2009

**INNOVATION-
CENTER**

INNOVATION-
CENTER

**MOUNTAIN
FULLSUSPENSION**

MOUNTAIN
FULLSUSPENSION

**MOUNTAIN
HARDTAIL / DIRT**

MOUNTAIN
HARDTAIL / DIRT

**RACE
CYCLECROSS**

RACE
CYCLECROSS

**TRIATHLON
TIME TRIAL**

TRIATHLON
TIME TRIAL

TOUR

TOUR

**WLS WOMAN
LIKE SERIES**

WLS WOMAN
LIKE SERIES

KID

KID

**ACTIVE WEAR
COMPONENTS**

ACTIVE WEAR
COMPONENTS

SERVICE

SERVICE

hpc SERIES



STING SUPER HPC
TEAMLINE
X0 / XTR / XT

35

NEU



STEREO
BLACK ANODIZED
R1 CARBON / THE ONE / K18

41



AMS HPC
TEAMLINE
R1 CARBON / R1 MAG / XT

49



AMS PRO
BLACK ANODIZED
R1 MAG / XT / K18

55



STING SUPER HPC
BLACKLINE
XTR / XT / K18

37

NEU



FRITZZ
WHITE 'N' COCOA
THE ONE

43



AMS HPC
BLACKLINE
R1 MAG / XT / K18

51



AMS PRO
RACING RED
XT / K18

57

hpa SERIES



STEREO
WHITE 'N' BLACK
R1 CARBON / THE ONE / K18

39

NEU



FRITZZ
BLACK ANODIZED
THE ONE / K18

45

pro SERIES



AMS PRO
SID BLUE
R1 MAG

53



AMS 125
WHITE 'N' BLACK
THE ONE

59



AMS 125
BACK'N'RED
R1 MAG / XT

61



AMS 125
BLACK ANODIZED
THE ONE / R1 MAG / XT / K18

63



AMS COMP
WHITE CANDY BLUE

65



AMS COMP
BLACK'N'WHITE

65



XMS
BLASTED GREY

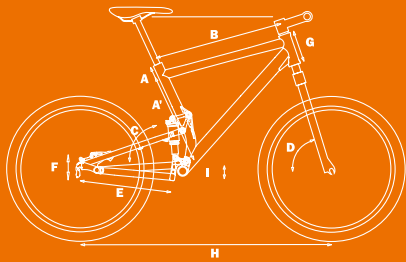
67



LTD AMS
WHITE BLACK PRINT

69

comp SERIES
SHOWspecial



RAHMENGEOMETRIEN

70

hpc SERIES



ELITE HPC
TEAMLINE
R1 CARBON / R1 MAG / XT

75



ELITE HPC
BLACKLINE
R1 MAG / XT / K18

77

hpc SERIES



ELITE SUPER HPT
TITAN'N'WHITE

81

NEU

NEU



ELITE HPT
TITAN'N'WHITE

83

NEU



REACTION
RACING RED
XT / K18

97



LTD TEAM
BLACK CANDY GREEN

97



LTD PRO
BLACK ANODIZED

99

pro SERIES

ltd SERIES

NEU



REACTION
SID BLUE
R1 MAG

87



LTD RACE
WHITE CANDY BLUE

95



LTD TEAM
BLACK ANODIZED

97



LTD COMP
WHITE CANDY BLACK
HS33

101

NEU



REACTION
BLACK ANODIZED
R1 MAG / XT / K18 / HS33

89



LTD RACE
BACK ANODIZED

95



LTD PRO
WHITE CANDY RED

99



LTD COMP
BLACK ANODIZED
DISC

101

comp SERIES



ACID
WHITE CANDY BLUE

105



ACID
BLACK'N'GREY

105



ATTENTION
WHITE'N'BLACK

107



ATTENTION
BLACK'N'GREY

107



ANALOG
BLACK'N'GREY
DISC

109



ANALOG
WHITE CANDY GREEN
V-BRAKE

109



AIM
WHITE'N'BLACK

111



AIM
COLD BLACK

111



FLYING CIRCUS
ORANGE'N'COCOA

113

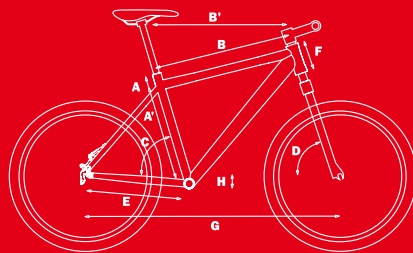
dirt SERIES

SHOWSPECIAL



LTD CC
WHITE BLACK PRINT

115



RAHMENGEOMETRIEN

116

hpc SERIES



LITENING SUPER HPC
TEAMLINE
DURA ACE LEIGHTWEIGHT / DURA ACE REYNOLDS

121



LITENING SUPER HPC
BLACKLINE
RECORD / ULTEGRA COMPACT

123



LITENING SUPER HPC
TEAMLINE
ULTEGRA 2-FACH

125



LITENING HPC
WHITE'N'BLACK
DURA ACE / ULTEGRA COMPACT / ULTEGRA 2-F

127



LITENING SUPER HPT
TITAN'N'WHITE

131



LITENING HPT
TITAN'N'WHITE

133

pio COMPOSITE SERIES



AGREE GTC RACE
RED'N'BLACK
CHORUS / COMPACT / 3-FACH

137



AGREE GTC PRO
WHITE'N'BLACK
COMPACT / 3-FACH

139



AGREE
RACING RED
COMPACT / 3-FACH

141

performance SERIES



AGREE
BLACK ANODIZED
COMPACT / 3-FACH

143



STREAMER
BLACK BLUE PRINT

147



ATTEMPT
BLACK RED PRINT

149

pro SERIES

X-RACE SERIES



PELOTON
WHITE RED PRINT

751



AERIAL
BLACK WHITE PRINT

753



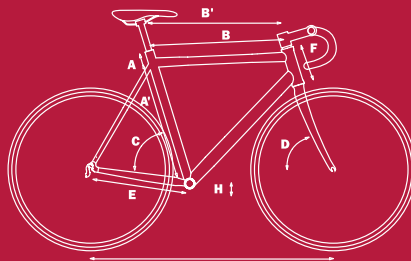
X-RACE PRO
WHITE RED PRINT

757



X-RACE COMP
BLACK RED PRINT

759



RAHMENGEOMETRIEN

760

HPC SERIES

HPC SERIES



AERIUM HPC
TEAMLINE
RED TT LIGHTWEIGHT / RED TT XENTIS

765



AERIUM HPC
TEAMLINE
DURA ACE TT / ULTEGRA TT

767



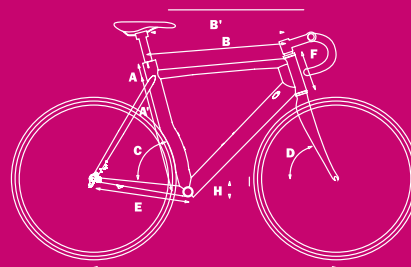
AERIUM RACE
RACING RED

769



AERIUM PRO
BLACK ANODIZED

771



RAHMENGEOMETRIEN

772



TONOPAH
BLACK ANODIZED
SL / ORO

177



CROSS
WHITE'N'GREY

179



PURE
WHITE BLUE PRINT

181



PURE
BLACK'N'GREY

181



NATURE
BLACK'N'GREY

183



OVERLAND
COLD BLACK

185



OVERLAND
WHITE'N'GREY

185



CURVE
WHITE'N'BLACK

187



CURVE
COLD GREY

187



LTD CLS PRO
COLD BLACK

189



LTD CLS COMP
COLD BLACK

191



HOOPER
WHITE'N'BLACK

193

global travel SERIES



HYDE
WHITE GREY PRINT

195



KATHMANDU
BLACK ANODIZED

199



DELHI
COLD BLACK
DISC / HS33

201



DELHI
WHITE CANDY BLUE
HS33

203



TOURING
WHITE RED PRINT

205



TOURING
BLACK'N'BLUE

205



TRAVEL
WHITE'N'RED

207



TRAVEL
DEEP BLUE

207



TOWN
COLD BLACK

209



CENTRAL SL
BRIGHT WHITE

211



CENTRAL PRO
BLACK BLUE PRINT

213



CENTRAL COMP
DEEP GREEN

215



SL CROSS RACE
BLACK ANODIZED

219



SL CROSS TEAM
WHITE'N'BLACK

221



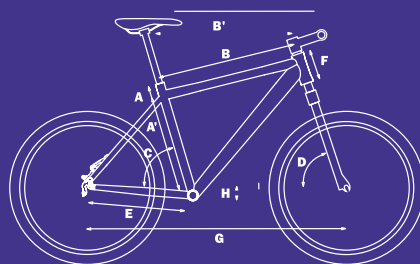
SL CROSS PRO
WHITE'N'GREY

223



SL CROSS COMP
BLACK'N'GREY

225



RAHMENGEOMETRIEN

226

NEU



STEREO WLS
BLACK PURPLE PRINT

229



AMS WLS PRO
BLACK WHITE PRINT
R1 MAG / XT

231



AMS WLS COMP
WHITE RED PRINT

233



ACCESS WLS SL
BLACK WHITE PRINT

235



ACCESS WLS PRO
BROWN GREEN PRINT

237



ACCESS WLS COMP
WHITE BLUE PRINT

239



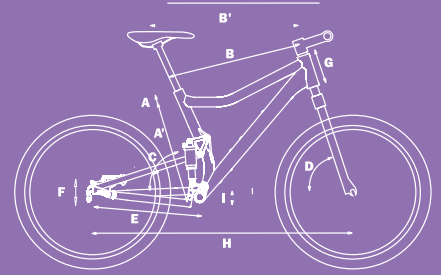
AXIAL WLS PRO
WHITE RED PRINT

241



AXIAL WLS COMP
BLACK BLUE PRINT

243



RAHMENGEOMETRIEN

244

kids SERIES



TEAM KID 260

247
NEU



KID 260 WLS

247
NEU



TEAM KID 240

249
NEU



KID 240 PEARL

249



TEAM KID 200

251



KID 200 PRINCESS

251



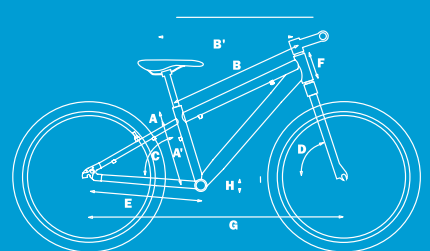
TEAM KID 160
RACING GREEN

253




KID 160 LITTLE PRINCESS


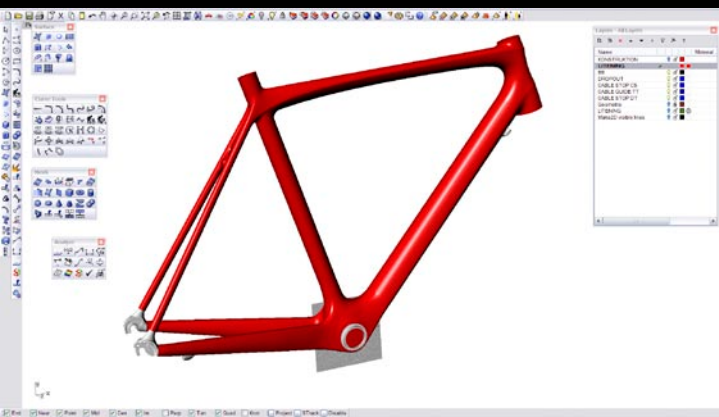
253



RAHMENGEOMETRIEN

254





Innovative products are the key to sustainable growth of an enterprise


We at CUBE continuously develop and improve our products for the market in which we compete. We want to excel at what we do: built the best possible bikes!

Basis for our dynamism is our drive to discover our customers' wishes and needs. With this knowledge we can develop new products which will appeal to the customers' satisfaction.

Bicycles are high-tech products and are very complex in their construction; the individual components always have to overcome incompatibilities and they have to perform dependably under extreme circumstances. We consider the product bicycle as a jig saw puzzle of components, frame technology and materials that is in permanent need of improvement and fine tuning.

For us, design is a way of bringing man and product in tune.

Our product managers, development engineers and designers are responsible for bringing these principles to life.



New products need a solid basis.

Every idea for a new project is a result of analyzing the customer's needs and benefit. Once we have defined the real purpose of the bike, all that comes next is derived from this description: choice of materials, technology and design.

First sketches, scribbles even, in which the rough idea is laid down, the concept, the description of the finish, details. It is the first visualisation of the idea.

During the next stage, the product is three dimensionally modelled in CAD. Our engineers use the finite-element method to simulate physical forces and influences in view of function, lifetime, stability, plasticity. This is the calculation base for optimal reference between components. Even before there is a touchable product the potential weak points have been established and obviated.

In a generic production a first virtual prototype is made based on the 3D-CAD spatial model. This first model gives our engineers and designers visibly as well as technically a first overall impression of the future product.

After evaluation of the Rapid Prototyping Models and subsequent corrections, the first loadable prototypes for testing purposes are made and fitted with components matching the target groups and purpose of the bike.

These test sessions on our prototypes are immensely important for us. In the test sequence we have developed and during the field tests our bikes-in-disguise are submitted to prolonged and maximal loads and they are evaluated already in this stage by expert riders. We integrate the data thus recorded in a nearly series-like sequence in the protocol for our mass production.

We strongly adhere to the principle that only good products will have a long-time success on the market, and that is why we stick right from the product development stage to our own standards which are much, much higher than the legal requirements. Only after they have successfully passed all these tests our products enter the production stage.

Whether the knowledge stems from technical universities, partner companies or renowned specialists: we add the results to our own development activities to get the best out of an idea.

The bicycle market is characterized by continuous and rapid change: shorter product cycles vs. increasing requirements. French politician and writer André Malraux wrote: "Who wants to read the future, shall riffle through the pages of the past."

This simple rules applies to our existing products.

Every single CUBE model is analysed for customer needs, market requirements, relevant product qualities and the possibilities for new technology. If necessary, the CUBE product is adapted to trends, fashion and technology. Consistent high quality and maximal safety are basic principles of the CUBE brand.

Bicycles with the CUBE brand name are bearers of technology in which our claim for competence in technology and creative design are reflected.



3D ACTIVE LINK



Joining our AMS/Size Tuned Kinematic rear train with the shock, we have developed our CUBE-specific 3D Active rocker. Next to its special three dimensional design this cold forged rocker has a very high specific density which gives it an extreme torsional stiffness.

3dBOX



To cope with the bending and torsional forces in the bracket area we have developed a 3D-box for our four-pivot Dual Trail Control layout. It is placed between the rear shock struts. It gives a very wide support for the encapsulated industrial bearings of the bracket, giving a clearly improved lateral stiffness, a better response and a better power transfer between the front chain blade and the rear wheel. At the same time, the 3D-box carries the front derailleur and the eye for the shock.

dual trail™ CONTROL



Dual Trail Control is the four-pivot suspension technology developed and improved by CUBE, which ensures a completely neutral drive of the rear train and optimal response on any soil.

FOX | STK CUSTOMIZED SETUP



Only a shock that really matches the frame will perform perfectly from a dynamic viewpoint. In close co-operation with Fox Racing we have developed specific shocks for the four pivot Dual Trail Control models STING SUPER HPC, STEREO, FRITZZ and STEREO WLS, and for the four pivot Size Tuned Kinematic models AMS HPC, AMS PRO, AMS 125 and the ladies' model AMS PRO WLS.

fsp 4LINK



All our suspension models are 'true' four pivot models. One of the four pivots is situated between the rear stays and the seat tube. The pivots are placed in such positions that the rear train will follow the irregularities of the track in a natural way. The position of the pivots prevents a hardening of the suspension during braking. The power transmission to the rear wheel is optimal and without discernible pedal back lash.

FSS FRAME SAVE SYSTEM



To protect our high-end aluminium frames these are built with the CUBE Frame Save System replaceable derailleur hanger. The tread is in the hanger itself and not in the frame, as usual. In case of a crash this hanger can be easily and quickly replaced with a new one.

hal | HOLLOW AXLE LINK



To join our Dual Trail Control rear train with the shock unit we have developed a CUBE-specific HAL - Hollow Axle Link.

The FEM-optimised HAL Hollow Axle Link is very light and rigid and optimally adapted to transfer the energy flow from the rear train. Very light bearings give additional lateral stiffness and in technical life they compare favourably with roller bearings.

press fit | BB



With press-fit bearings, the outer bearing ring is pressed directly into the housing and not screwed-in as usual. With its wider housing the down tube and the rear forks can be joined full width. Because the width of the housing is a parameter in the calculated stiffness, every millimetre of additional width gives a significant improvement of the lateral stiffness, retaining the comfort-bringing resilience of the rear stays.

Press-fit bearings are used on the STING SUPER HPC, LITENING SUPER HPC and REACTION models.

ready for race | GEOMETRY



Our bicycles with RFR-geometry stand out by their sports character. The riding characteristics, rider comfort and rider safety in particular are taken into account for each individual bike category.

size tuned | KINEMATIC




Size Tuned Kinematic is a four-pivot suspension technology developed exclusively for CUBE. It guarantees that every frame in every size will have exactly the same dynamic properties for the designed and factual travel and response. To reach this, separate links had to be developed for each frame size.

WLS | WOMAN LIKE SERIES



The models in our Woman Like Series show a compact frame w with shorter top tubes and longer steerer tubes. This gives a more upright riding position than the gent's models. This position spares the female pelvic area and gives better riding comfort. The mountain bike models have a sloping top tube, which enables the lady riders to mount and dismount more easily.

X12



Normal quick-release axles function by compressing several treaded connections. Also, no fixation points are available, which makes repositioning the rear wheel a bit of a gamble.

For the rear axles in our Dual Trail Control 4-link bikes, we use the Syntace axle system. This has a 12mm axle diameter, and is 142mm wide. In this system, a cone is used to form a play-free connection. It is only necessary to tighten the axle from one side.

(Re) Positioning the wheel is done by an insert in the right hand dropout, which is secured by a bolt.

The main advantages of the Syntace system are: quick and simple changing of the wheel, the brake disc remains in position, a higher stiffness of the rear train and a lighter weight when compared to a normal QR axle.

| aluminium LITE



High-density 6061 aluminium alloy requires a heat treatment for the finished product, it is stiff and very corrosion resistant, fatigue resistant, non-shearing material suitable for light tube-sets with highest stiffness.

| aluminium LITE



Very high tensile strength 7005 aluminium alloy, needs a heat treatment, is developed for the highest requirements, very stiff, fatigue resistant, corrosion resistant, non-shearing and suitable for the lightest tube-sets with highest stiffness.

| aluminium SUPERLITE



Very high tensile strength 7005 aluminium alloy, needs a heat treatment, is developed for the highest requirements, very stiff, fatigue resistant, corrosion resistant, non-shearing, double butted and suitable for the lightest tube-sets with highest stiffness.

| aluminium ULTRAUTE



Very high tensile strength 7005 aluminium alloy, needs a heat treatment, is developed for the highest requirements, very stiff, fatigue resistant, corrosion resistant, non-shearing, triple butted and suitable for the lightest tube-sets with highest stiffness.

| hpa HIGH PERFORMANCE ALUMINIUM



For high end we use High Performance Aluminium in 7005 alloy which has a very low density combined with high strength due to the special alloy and the heat hardening treatment.


By triple butting or like in the STEREO and FRITZZ models even quadruple butted tubing (meaning different wall thicknesses in one tube) aluminium tubes are reinforced where it is due and lightened where possible. In this way we succeed in getting the material where it is needed to cope with the forces. Special section shapes optimised for the forces they are subject to are made in the newest Hydroform technology. The low density, high strength, the butting and the Hydroform technology enable us to make high performance frames with the best stiffness.

| hpc HIGH PERFORMANCE COMPOSITE



The basis for our carbon frames is High Performance Composite, a combination of various high performance fibres. The fibre consists of multiple filaments, and its tissue is impregnated with a resin matrix to form the carbon tissue from which we build our HPC models, the strong fibres fixed in their position and protected against chemical influence and mechanical damage. The choice, share and direction of the fibres in the tissue are determined by the forces to be expected to act on the product.

Our HPC models excel in high absolute stiffness (Nm/) at low weight and a very good stiffness-to-weight ratio STW (N/ /Kg). For more, see page 72.



The titanium we use for our titanium frames is low-density, with unparalleled qualities. The self-damping feature of titanium makes for a super smooth ride. Small accidents won't dent or scratch the frame: low-density titanium absorb these without any problems.

For our titanium frames we use aircraft grade alloys. For the Elite HPT and the Litening HPT we use 3/2.5 titanium: 3% aluminium, 2.5% vanadium. This is the best known grade of titanium in bike building. This alloy is also use for hydraulic lines in aircraft, with it's high stiff-ness and ability to withstand high dynamic pressure.

For the Elite Super HPT and the Litening Super HPT we use 6Al/4V: a low density version, which can absorb impact – it is used for aircraft engines – and is very light indeed.

onepiece DESIGN



With high performance aluminium frames, the welds are ground and polished away. The joints don't lose any strength in the process of this finish, it takes off a little weight and it looks clean.

hydroforming SYSTEM




A plain tube is placed in a mould with the form the tube will get. The tube is filled with a mixture of liquids, often an oil mixture, which is put under high pressure. It presses the material into the negative form of the mould and gives it its shape. Conform our mission, the manufacture of the part concentrates in the first place on technical and stability issues related to the forces and stresses the part will be subject to, and lower weight. But hydroforming certainly has also some design aspects. Hydroforming enables us to make optimally light, strong shapes and internal partitions for our frames.

advanced HYDROFORMING



The complex shapes of the top and seat tubes of our STEREO and FRITZZ models are made with new hydroform technology, previously impossible. Next to the intricate shaping possibilities the assets are increased lightness and better stability for lack of weld seams.

tzt TUBE 2 TUBE



In the Tube2Tube technology two separate carbon tubes, mitered in the right end shape, are bonded together and joined with carbon tissue mats. After bonding, the matrix and bonder are oven-polymerised ('baked'). The advantage of this procedure is that the order and directionality of the tissue mats and fibres are always consistent, and production tolerances can be tight. With little material, our ELITE HPC and LITENING HPC have got optimal stability.

twin mold TECHNOLOGY



The AMS HPC frame is made in Twin Mould Technology. This technology prevents unforeseen folds in the tissue layers which give less-than-standard strength spots which are often outwardly invisible. Twin Mould enables safe and relatively high wall thicknesses, meaning highest quality of procedure and maximum safety.

advanced TWIN MOLD



The HPC frames of the STING SUPER HPC and the LITENING SUPER HPC are made with this technology. Folds are prevented to curl up even during the baking session in a continuous control procedure. With this procedure, it is possible to increase the carbon content (and use less matrix resin). The result is similar stability at lower weight. Positive side-effect of this method: optically perfect layering.

titanium FOLD PERFORMANCE



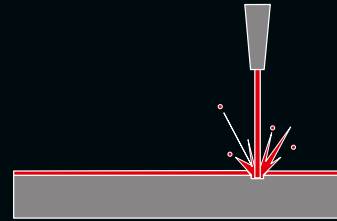
Titanium Fold Technology is used solely with 6Al/4V alloys. This alloy cannot be extruded, as the other titanium alloys can be. To be able to make a bike frame, first we have to form 'foil' sheets of titanium. These are then folded together to make up the tube shape we need. This way, we can dial-in the butts where they are most needed. When compared to carbon fibre frames, these up to triple butted tubes have excellent stiffness ratios, but with much higher levels of rider comfort.

anodized SURFACE




The colour of our aluminium frames with Eloxal finish is reached by anodising (a chemical process). After this treatment the aluminium is 1000 times more scratch-resistant than without.

laser DESIGN SURFACE



On the high performance frames, graphics and texts are laser-cut into the material which makes them indestructible for a lifetime.

powder COATED



For our powder coated frames we apply synthetic paint powder in multiple thin layers. Together with the graphics, these are stove-enamelled. With this technology, we can realise the characteristic and extraordinary multiple colour designs, rendering our frames their knock-and scratchproof finish that will last a lifetime.

wet paint SURFACE



On polished and brushed aluminium and all HPC frames the logos and graphics are applied in multi-layer wet paint. We use this surface treatment technology mainly to save weight.

CUBE stands for innovative, well designed and performance bikes.

CUBE CUSTOM DESIGN means integrating our own developments with renowned products from the best manufacturers into great looking bikes! **CUBE CUSTOM DESIGN** also means bikes that stand out from the crowd, bikes that have look totally unique look and feel.



In developing the **CUBE HP AERO** we have put great attention into stiffness, aerodynamics and low weight. Together with Citec, we have developed a wheel set to compliment these attributes. Quick acceleration, and a stable ride are this wheel sets' biggest advantages - paramount in a time-trial or triathlon machine.



The **Fulcrum Racing 7** wheels are custom made by Fulcrum in our own Cube design. High quality and everyday rideability are it's forte's.




Top model **Fulcrum Red Metal Zero** is also made in **CUBE CUSTOM DESIGN** and fits the **AMS HPC Teamline** colourscheme. High stability, precision steering even when braking hard - **Fulcrum Red Metal Zero** does the job!



The **Lightweight Standard III** wheel set has carbonfibre spokes, which help stiffen the wheel even more. Road racers prefer carbonfibre wheels, and the **Lightweight standard III** fulfills their needs to a tee.



The **Lightweight Ventoux** is an extremely nippy wheelset - in **CUBE CUSTOM DESIGN**.




The **AERIUM HPC** rolls on **Xentis Mark 7 TT** wheels. Aerodynamics, comfortable roller characteristics and a smooth ride are the plusses of this set of tubular wheels. Destined for fast time trails or triathlon.



For our high-end bikes we use Synrace handlebars and stems in CUBE CUSTOM DESIGN quality and looks that compliment our bikes.



The **RFR Natural Shape 0.1 M** has a morn design, and is made in D2 Dual Density material. A hard shell (with anatomic cut-outs) filled with a softer material. Extra flex is built-in this way, and the saddle is also very lightweight. Anotomically correct, this saddle is very friendly to the softer parts of the human anatomy...



The **RFR Natural Shape 0.1 R**. Is the racing version of this saddle: narrower, without forgetting comfort. A man-made upper ensures easy cleaning, and extra cooling is provided by slits in the base.



The **CUBE ULTRA-LIGHT SCREW-ON-RACE-GRIP** is feather-weight, but due to it's screw-on system safe as houses... especially designed for carbon or alloy bars, the grip is comfortable as well.



The **CUBE FRITZZ SCREW-ON-GRIP** is designed for alloy bars only - it allows perfect control in all situations, even the most gnarly ones!



The most common reason for hand numbness are the wrong grips! Our **CUBE ERGO LOCK-ON** will counter this effectively: the support the natural hand position with an ergonomic design.

We at CUBE develop and produce premium bicycles. We strongly value the safety and quality of our products.

That's why we offer a quality that outperforms the legal safety requirements and which complies with additional performance profiles for any special task or goal.

To make this true we have developed our own in-house testing procedure with our own protocols and test equipment. These are based on the European Standards for bicycles (for instance, EN14766 for mountainbikes, EN14781 for road bikes, etc.) and on the voluntary standard DIN-plus which exceeds EN. We test to the newest insights for which we co-operate with the technical University of Munich. The tests our bikes are submitted to go much farther than the usual business standards.


Test machinery we have specially developed for these test series enables us to test in the reality of near-to-practice simulations. We test our frames, forks, brakes and handlebar combinations on the factual stresses, loads and charges they may meet in various situations when in real use. This includes standing on the pedals, jumps and fatigue tests and front impact crashes.


In the so-called front impact test the forks and brakes are hit by a pendulum with increasing weight till it collapses (destructive testing). Simulating frontal impact like ripples on the track, jumps, crashes, etc. we can measure the loads on the front axle, the behaviour of the frame and conclude whether it matches the use it is intended for.

With the brake stiffness test we can establish the bending forces on the left rear fork leg to which the disc brake mounting is fitted. The figures we get form the basis for the construction of solid and transmission-efficient rear trains.

Our quality control includes additional tests for parts supplied to us (for instance, forks). In this case we take random samples from every batch we receive. These samples are tested on our dynamic test bench and charged and released 130,000 times, which comes to about 10,000 km on the track.

Our in-house tests are a very important part of our quality control and a tool to ensure quality in the final product. But it also gives us valuable data for product development. With our continuous quality control we can stick to a very consistent output quality standard for our products, and on the other hand we generate new knowledge for efficient product development and to increase our technological advance.





Beside to our own test references and those of the Technical University in Munich we have all our bicycles tested by the independent test institute Velotech.de in Schweinfurt.

All our products without exception are thoroughly tested according to DIN-Plus of the DIN Certco GmbH in Berlin. Only products that meet the standards get the DIN-Plus quality mark.

Velotech.de GmbH is active since 1991, it has extensively measured the forces on bicycles in daily use and in simulation, and has continuously developed new methods and hardware based on its results. Dynamic repetitive tests are performed in various steps till the product on test reaches the formulated goal, till it gives in or it collapses.

For every test an entry protocol is formulated as to what special forces will be applied. The worst case and the most unexpected abuse are estimated and included in the test battery. Based on existing standards of the certification program Din-Plus and the actual state of the art, the formulated tests are performed.

Velotech.de GmbH company's motto is: 'We test it as a whole and not only its components'.

Our motto is: 'Only after a product has passed the DIN-Plus tests it will be marketed.'

As one of six core partners in the Bike Competence Centre of the technical university of Munich we can resort on huge databases and results of the project 'Betriebsfestigkeit in Hochleistungsfahrradbau' (Solidity in the construction of high performance bicycles) led by dipl.-ing. Matthias Bluemel. We use their interpretation for the concepts of new bicycles. We also use these data for regular checks on the quality of series production. These measures guarantee the customer of our product the highest level of product safety.

Because the existing standards for the bicycle industry cannot guarantee the more sports cyclist sufficient safety, there is a great need for ways to examine the reliability of frames, forks and components, new materials, new construction methods borrowed from the aerospace industry, but also improvements on suspension and brake systems which defy us and require a completely new approach of ensuring our quality.

In the project of the Munich university, special measurement technologies were developed for the exact establishment of the impacts which mountainbikes and road bikes undergo in heavy duty use. This enables us to visualise all relevant forces directionally and energetically for the first time. Of course, the most relevant parts like forks, handlebars, frames, seatposts, cranks and pedals are in the focus of our interest.

New test equipment was developed because the traditional equipment from the bicycle industry could not offer the data we wanted. The new multi-axial testing machinery brings real life into the laboratory. For instance, handlebar and stem com-

binations were tested for endurance on the TU Munich equipment. They were charged alternately in various frequencies with 1200 Nm, which is a factor 80% higher than the EU standard, but a reality in downhill on rocky terrain.

The intelligent construction of the test equipment enables us to test a complete bicycle lifetime in the 'time machine'. Weak points in the construction can be detected even before the prototype stage has ended. At the time of writing, the technical university has test equipment for stem and handlebar, seat post and forks. A new type of frame tester is under construction and will be ready at the end of this year.

In co-operation with the faculty for light construction we are working on new calculation tools for bicycle components. Only when we know the real forces and the possibility to generate simulation data to verify them, we can apply Finite-element calculations that will really make sense and will enable us to make even lighter and safer products in the future.



Experience the World of the Mountains with a **CUBE** full suspension

Mountains, mighty peaks, images of unspoilt nature, impressive panoramas. Nature shows itself from its brightest side and offers the ideal stage for a shining appearance of our mountain bikes.

Man doesn't have much to oppose to nature.

Huge split boulders, climbs that never seem to end, gnarly single tracks and breath-taking descents: the thing you need is a vehicle with a fitting suspension system that can cope with the ever-changing properties of the

earth you are on... Suspension that smoothes out the impacts, and helps rather than impairs traction. For the rider such a vehicle means safety, control and fun.

Race or Marathon, All Mountain or Long Travel, we have four-pivot suspension systems optimally tuned for each purpose. Among these: **Dual Trail Control** and **Size Tuned Kinematic**.

The use of high-tech materials and the craftsmanship to process them, the careful choice of components and our four-pivot technology enable us

to build lightweight and stable full suspension bikes with efficient dynamics and a long technical life, with only one goal: to enjoy the World of the Mountains.

What is Dual Trail Control?

Dual Trail Control is CUBE's own intelligent development of a four-pivot suspension system in which the rear triangle behaves neutrally when pushing the pedals. It autonomously smoothes out impacts from the terrain. Dual Trail Control is a system that works well under all conditions, of course with appropriate tuning of travel and the geometry of the shock unit.

Dual Trail Control - How it works

To adapt a bike to all requirements, absolute freedom in suspension is a must.

In our Dual Trail Control system the floating shock unit is actuated upside down so that the rear triangle can work independently from the main-frame. Seen dynamically, the wheel travel and the virtual pivot point both move in such a curve, that the negative pedalling forces which usually pull the suspension down are nearly completely eliminated. At the same time, the system gives the best grip on the soil; the power is optimally transferred without discernible pedal backlash.

The positioning of the four pivots also prevent firming of the suspension when braking, a commonly known problem.

For the Dual Trail Control system the platform of the shock unit needs only little tuning. In co-operation with Fox Racing Shox we have developed a special shock that is optimally matched to our four-pivot system and it is intuitively easy to control.

Dual Trail Control - What did we change for 2009?

The exciting and aesthetic design of all Dual Trail Control models gives it an absolutely unique identity of its own.

The starting point for the design of the four pivot Dual Trail Control consisted of mutually incompatible requirements, which had to be translated into complementary parts for a new and original product.

The four pivot system should present

its properties energetically and dynamically, but on the other hand it had to comply with the newest Dual Trail Control technology and function. Its shaping should no longer give the impression of being built from separate components - seemingly pure technology - but all components together should integrate fluently and harmoniously, with the idea to convince the customer not with technology but to appeal to him (or her) on an emotional level.

At the top of the new Dual Trail Control generation we have the **STING SUPER HPC** with a fully active travel of 120 mm that comes into its own in Marathons, Transalps and in All Mountain Sports.

The technical criteria were clearly defined: lightweight, stiff, tough and different from all others. In short: a protagonist among equals.

The appropriate material was easily found considering its properties and nearly endless mouldability: carbon.

The frame of the **STING SUPER HPC** is made in a new process from high-tensile carbon fibres (High Performance Composite). The advanced Twin Mould technology makes it possible to increase the carbon content (and subsequently decrease the resin matrix) within the frame and in accordance with the forces to be expected on that particular area. The higher carbon content means that with the same stability there is less weight in the form of matrix material, and that the frame as a whole is stiffer at a slightly lower weight. It means that the rider profits of an even better stiffness-to-weight ratio.

A fat down tube with an extra wide joint at the chain stay (which leads the power towards the rear wheel) increase the stability and the stiffness in the bracket area. The extra wide bracket housing is fitted with press-fit deep groove bearings.

The steerer tube, on top 1 1/8", is conically widened towards its lower end (1 1/2"). This increases the stiffness of the fork tube which can cope with the energy flow. This leads to minimal torsional deformation of the steering head - the stiffness and the consistent shape are perceptibly improved.

The result:

A lightweight and stiff climber with a perfect rear triangle. And definitely different from all others.

To protect the frame during hard competition we have applied a Protection Foil on the down tube against debris, and an anti-chainsuck device on the right hand chain stay.

STEREO and **FRITZZ** are the real 'athletes' among our Dual Trail Control models.

Destined for the All Mountain touring scene, **STEREO** comes with a fully active 140 mm travel. **FRITZZ** on the contrary has its place in the Long Travel-All Mountain category with no less than 160 mm.

With **STEREO** and **FRITZZ** we combine clever technology with dynamic sports. Stiff High Performance aluminium is the basis for our Dual Trail Control technology and we use Advanced Hydroforming to produce the components for this concept.

Quadruple butted tube sets and avoiding welds by using hydroformed components both contribute to a stable construction and a lower weight.

Strong in response and looks - our **STEREO** and **FRITZZ** reveal power, promising a thrilling ride.

Next to **STEREO** in the man's version we also offer the **STEREO WLS** for 2009, technically and optically identical to the man's version but ergonomically adapted to the needs of women (see **WLS Woman Like Series**).

We have applied a few modifications to the frame of the Dual Trail Control models: the curve the virtual pivot describes is slightly different and we made the characteristic of the shock more linear.

Through these modifications the Dual Trail Control system is even less dependent on pedal pressure, and offers optimal efficiency combined with huge travel.



1. Stand-over-height reduced about 50mm
 2. red = cover bolt, axles and bolts, blue = adapter discs and mech hanger, white = bearing
 3. Rear triangle supported independent from the main frame

We have lowered the inseam height with 50 mm, we made the seat tube angle a little steeper and gave it a lower point of gravity. This places the rider slightly more in the middle of the bike. This gives a better weight distribution when climbing (more grip on the rear wheel) and downhill (less weight in front to prevent going over the bars). It is easier to shift your weight during the ride. Riding with Dual Trail Control means more grip when riding uphill and absolute control during fast descents.

The link between frame and rear triangle HAL (=Hollow Axle Link) is very light and rigid and mainly chosen for optimal power transfer. For bearings we use top quality bush bearings made by IGUS®, type XFM-1820-17. During extensive tests these bearings have impressively proven to be the most suitable for the job: very light, giving extra stiffness and have less wear and a better life expectancy for this purpose when compared with roller bearings.

To cope with the flexing and torsional forces in the bracket area we have developed a 3D-box for our four-pivot Dual Trail Control layout. It is placed between the rear chain stays. It gives a very wide support for the sealed industrial grade bearings of the bracket, giving an improved lateral stiffness, a better response and a better transfer between the front chain ring and the rear wheel. At the same time, the 3D-box carries the front derailleur and the mounting-eye for the shock.

Curved rear chain stays make room for the chain to cope with slaps during shifting and prevent damage to the frame by the moving chain.

The 3D-shaped arch is a stabilizer for the rear forks, and is a support for the crud catcher.

For our rear wheels we use the X12 quick release system developed by Syntace. It has an axle diameter of 12 mm and a width between dropouts of 142 mm. The huge advantage over a conventional quick release is the simpler take-out-and-replace procedure for the rear wheel, the better stiffness and not in the least its very low weight.

What do our Dual Trail Control models have in common?

- » identity and looks
- » very good lateral and torsional stiffness
- » no power loss and optimal power transfer efficiency
- » a fully active travel
- » no negative effects by pedal backlash
- » free stroke protection
- » an uncommonly smooth ride
- » a sensible response at even the smallest objects and irregularities on your trail.

This four-pivot system is absolutely always under control, whether accelerating, slowing down, braking, standing on the pedals, uphill, downhill.

Our Dual Trail Control frames are charismatic vehicles with excellent riding characteristics, non-complicated technology and the best quality there is.

Target group and intended use

- » Dual Trail control 4-link carbon bike with a dynamic geometry made for the sports rider. Whether marathon race or all mountain sports, with 120mm of active suspension at your disposal, no mountain is high enough!

Frame features

- » Monocoque-Carbonframe from High Performance Composite
- » HPC Advanced Twin Mold Technology for maximum stability and quality
- » Modified Dual Trail Control, 4-Bar linkage suspension system
- » Conical slimmed down Steerertube (from 1-1/2" to 1-1/8") with integrated headset for best STW ratio
- » HPL Hollow Axle Link - rigid linkage with max. rigidity and less weight
- » Rear triangle with sealed bearings - low-maintenance and durable
- » 3D-Box between chainstays to absorb torsional forces
- » Press-Fit - full integrated bearing-system for the best STW ratio
- » CNC machined and cold forged frame parts around the bearing fit ensuring rigidity and excellent heat dissipation
- » Fox Custom-Set-Up - Shock optimized for DTC-Kinematics
- » Drive efficiency independent from suspension setting - comfortable tunable without negative effects
- » Syntace X12 - rear axle system for max. rigidity, functionality and user-friendly handling
- » FSP 4-Link to avoid pedal kick-back
- » Impact Protection Foil on the downtube for protection against stone chips

- » Anti Chain Suck Plate on the right chainstay
- » Seatpost almost retractable
- » Bottlecage mounting underneath the downtube
- » Surface multilayer wet-paint
- » Complies with the new EU-Standards - DINplus tested by Velotech
- » Frame sizes available: 16", 18", 20", 22"; also as frame set

Components

- » Fox RP23 airspring rear shock, adjustable ProPedal platform damping
- » Acros integrated headset - especially light
- » Syntace Vector Lowrider Carbon - handlebar oversized, stem F119, seatpost P6 Carbon in CUBE CUSTOM DESIGN
- » CUBE Ultralight Screw-On-Race-Grip
- » Schwalbe Rocket Ron Kevlar - extremely lightweight folding tire with low rolling resistance and ideal traction
- » Crank Brothers Eggbeater pedals
- » Fi'zi:k Tundra Carbon
- » Muddy Board Carbon

Option XO

- » Magura Durin air spring suspension fork - rebound adjustable, Plattform Albert Select with Remote-Control, 120mm travel, 15mm QR, Integrated Crown, CUBE CUSTOM DESIGN
- » Sram XO shifting components
- » Formula R1 Carbon hydr. Disc brake with carbon brake lever - especially lightweight discs with aluminium spyder
- » DT Swiss CPW1280 - extremely lightweight and stiff carbon wheelset for best acceleration, X12 rear axle with RWS QR-system

Option XTR

- » Fox 32 F120RLC air spring suspension fork - rebound and compression adjustable, lockout, 120mm travel, 15mm QR, 1 1/2" - 1 1/8" integrated tapered steerer
- » Shimano XTR shifting components
- » Formula R1 Carbon hydr. Disc brake with carbon brake lever - especially lightweight discs with aluminium spyder
- » DT Swiss XPW1600 - extremely lightweight and stiff wheelset for best acceleration, X12 rear axle with RWS QR-system

Option XT

- » Fox 32 F120RLC air spring suspension fork - rebound and compression adjustable, lockout, 120mm travel, 15mm QR, 1 1/2" - 1 1/8" integrated tapered steerer
- » Completely Shimano Deore XT Shadow equipped
- » DT Swiss XPW1600 - extremely lightweight and stiff wheelset for best acceleration, X12 rear axle with RWS QR-system

Recommendations

- » Due to the small seat post angle make sure to get the right frame size
- » Cut carbon seatpost to right length and seal with clear coat
- » Adjust rear shock to 15% negativ travel
- » Crash Replacement Warranty for frame (see Service)

Spare Parts

- » Mech hanger #137 red

STING SUPER HPC XO

Frame	HPC Monocoque DTC Advanced Twin Mold Technology
Size	16", 18", 20", 22", also as frameset
Color	Teamline
Fork	Magura Durin 120mm, Albert Select Remote-Control, 1.5 Integrated Crown
Rear Shock	Fox Float RP23 shock size 190mm
Headset	Acros AI-71 integrated
Stem	Syntace F119 Oversized
Handlebar	Syntace Vector Carbon Lowrider Oversized
Grips	CUBE Ultralight Screw-On-Race-Grip
Rear Derailleur	Sram XO
Front Derailleur	Shimano XTR FD-M970, Top Swing 34.9mm
Shifter	Sram XO Trigger, 9-speed
Brakes	Formula R1 Carbon hydr. Disc Brake (80/180mm)
Crankset	Shimano XTR FC-M970 Hollowtech II 44x32x22T., 175mm, Press-Fit BB
Cassette	Sram PG990 11-32T., 9-speed
Chain	Sram PC971 108 links
Wheelset	DT Swiss CPW1280 Carbon Wheelset Front:15mm/Rear:X12mm
Front Tire	Schwalbe Rocket Ron Kevlar Triple Compound 2.25
Rear Tire	Schwalbe Rocket Ron Kevlar Triple Compound 2.25
Inner Tubes	Schwalbe MTB light SV14
Rim Tape	Schwalbe 22-559
Pedals	Crank Brothers Eggbeater
Saddle	Fi'zi:k Tundra Carbon
Seatpost	Syntace P6 Carbon 31.6mm
Seat Clamp	Syntace Superlock 35.0mm
Extras	Muddy Board Carbon
Total weight*	ca. 10,5kg
Frame weight*	ca. 2190g

STING SUPER HPC XTR

Frame	HPC Monocoque DTC Advanced Twin Mold Technology
Size	16", 18", 20", 22", also as frameset
Color	Teamline
Fork	Fox 32 F120RLC 120mm, Lockout, 15mm Quick Release
Rear Shock	Fox Float RP23 shock size 190mm
Headset	Acros AI-71 integrated
Stem	Syntace F119 Oversized
Handlebar	Syntace Vector Carbon Lowrider Oversized
Grips	CUBE Ultralight Screw-On-Race-Grip
Rear Derailleur	Shimano XTR RD-M972 Shadow
Front Derailleur	Shimano XTR FD-M970, Top Swing 34.9mm
Shifter	Shimano XTR SL-M970 Rapidfire-Plus, 9-speed
Brakes	Formula R1 Carbon hydr. Disc Brake (80/180mm)
Crankset	Shimano XTR FC-M970 Hollowtech II 44x32x22T., 175mm, Press-Fit BB
Cassette	Shimano XTR CS-M970 11-32T., 9-speed
Chain	Shimano CN-HG93 108 links
Wheelset	DT Swiss XPW1600 Wheelset Front:15mm/Rear:X12mm
Front Tire	Schwalbe Rocket Ron Kevlar Triple Compound 2.25
Rear Tire	Schwalbe Rocket Ron Kevlar Triple Compound 2.25
Inner Tubes	Schwalbe MTB light SV14
Rim Tape	Schwalbe 22-559
Pedals	Crank Brothers Eggbeater
Saddle	Fi'zi:k Tundra Carbon
Seatpost	Syntace P6 Carbon 31.6mm
Seat Clamp	Syntace Superlock 35.0mm
Extras	Muddy Board Carbon
Total weight*	ca. 10,7kg
Frame weight*	ca. 2190g

STING SUPER HPC XT

Frame	HPC Monocoque DTC Advanced Twin Mold Technology
Size	16", 18", 20", 22", also as frameset
Color	Teamline
Fork	Fox 32 F120RLC 120mm, Lockout, 15mm Quick Release
Rear Shock	Fox Float RP23 shock size 190mm
Headset	Acros AI-71 integrated
Stem	Syntace F119 Oversized
Handlebar	Syntace Vector Carbon Lowrider Oversized
Grips	CUBE Ultralight Screw-On-Race-Grip
Rear Derailleur	Shimano Deore XT RD-M772 Shadow
Front Derailleur	Shimano Deore XT FD-M770, Top Swing, 34.9mm
Shifter	Shimano Deore XT SL-M770 Rapidfire-Plus, 9-speed
Brakes	Shimano Deore XT BR-M775 hydr. Disc Brake (80/180mm)
Crankset	Shimano Deore XT FC-M770 Hollowtech II 44x32x22T., 175mm, Press-Fit BB
Cassette	Shimano Deore XT CS-M770 11-32T., 9-speed
Chain	Shimano CN-HG93 108 links
Wheelset	DT Swiss XPW1600 Wheelset Front:15mm/Rear:X12mm
Front Tire	Schwalbe Rocket Ron Kevlar Triple Compound 2.25
Rear Tire	Schwalbe Rocket Ron Kevlar Triple Compound 2.25
Inner Tubes	Schwalbe MTB light SV14
Rim Tape	Schwalbe 22-559
Pedals	Crank Brothers Eggbeater
Saddle	Fi'zi:k Tundra Carbon
Seatpost	Syntace P6 Carbon 31.6mm
Seat Clamp	Syntace Superlock 35.0mm
Extras	Muddy Board Carbon
Total weight*	ca. 11,2kg
Frame weight*	ca. 2190g

* smallest framesize without pedals, frameweight without rear shock - reserve changes and errors

duat **trait** CONTROL
X12

super competition RACING
press fit BB

hpc SUPER
hal HOLLOW AXLE LINK

advanced TWIN MOLD

fsp 4 LINK

FOX CUSTOMIZED SETUP

wet paint SURFACE

3d BOX



STING SUPER HPC
TEAMLINE
X0

MOUNTAIN
FULL SUSPENSION



Target group and intended use

- » Dual Trail control 4-link carbon bike with a sporty dynamic geometry made for the sports rider. Whether marathon race or all mountain sports, with 120mm of active suspension at you disposal, no mountain is high enough!

Frame features

- » Monocoque-Carbonframe from High Performance Composite
- » HPC Advanced Twin Mold Technology for maximum stability and quality
- » Modified Dual Trail Control, 4-Bar linkage suspension system
- » Conical slimmed down Steerertube (from 1-1/2" to 1-1/8") with integrated headset for best STW ratio
- » HAl Hollow Axle Link - rigid linkage with max. rigidity and less weight
- » Rear triangle with sealed bearings - low-maintenance and durable
- » 3D-Box between chainstays to absorb torsional forces
- » Press-Fit - full integrated bearing-system for the best STW ratio
- » CNC machined and cold forged frame parts around the bearing fit ensuring rigidity and excellent heat dissipation
- » Fox Custom-Set-Up - Shock optimized for DTC-Kinematics
- » Drive efficiency independent from suspension setting - comfortable tunable without negative effects
- » Syntace X12 - rear axle system for max. rigidity, functionality and user-friendly handling
- » FSP 4-Link to avoid pedal kick-back
- » Impact Protection Foil on the downtube for protection against stone chips
- » Anti Chain Suck Plate on the right chainstay
- » Seatpost almost retractable

- » Bottlecage mounting underneath the downtube
- » Surface multilayer wet-paint
- » Complies with the new EU-Standards - DINplus tested by Velotech
- » Frame sizes available: 16", 18", 20", 22"; also as frame set

Components

- » Fox RP23 airspring rear shock, adjustable ProPedal platform damping
- » Acros integrated headset - especially light
- » CUBE Ultralight Screw-On-Race-Grip
- » Schwalbe Rocket Ron Kevlar - extremely lightweight folding tire with low rolling resistance and ideal traction
- » Crank Brothers Eggbeater pedals
- » Muddy Board Carbon

Option XTR

- » Fox 32 F120RLC air spring suspension fork - rebound and compression adjustable, lockout, 120mm travel, 15mm QR, 1 1/2" - 1 1/8" integrated tapered steerer
- » Syntace Vector Lowrider - Carbon handlebar oversized
- » Shimano XTR shifting components
- » Formula R1 Carbon hydr. Disc brake with carbon brake lever - especially lightweight discs with aluminium spyder
- » DT Swiss XPW1600 - extremely lightweight and stiff wheelset for best acceleration, X12 rear axle with RWS QR-system
- » Fi'zi:k Tundra Carbon
- » Syntace P6 Carbon seatpost

Option XT

- » Fox 32 F120RLC air spring suspension fork - rebound and compression adjustable, lockout, 120mm travel, 15mm QR, 1 1/2" - 1 1/8" integrated tapered steerer

- » Syntace Vector Lowrider - Carbon handlebar oversized
- » Completely Shimano Deore XT Shadow equipped
- » DT Swiss XPW1600 - extremely lightweight and stiff wheelset for best acceleration, X12 rear axle with RWS QR-system
- » Fi'zi:k Tundra Carbon
- » Syntace P6 Carbon seatpost

Option K18

- » Rock Shox Reba Race U-Turn air spring suspension fork - rebound and compression adjustable, Lockout with Motion Control, PopLoc, U-Turn 90-120mm, travel adjustable- allows lowering of cockpit for enhanced climbing and sufficient reserves for fast downhill
- » Shimano Deore XT Shadow/SLX shifting components
- » Formula Oro K18 hydr. Disc brake
- » Sunringle Ryde XMB wheelset - lightweight and stable wheelset, X12 rear axle with RWS QR-system

Recommendations

- » Due to the small seat post angle make sure to get the right frame size
- » Cut carbon seatpost to right length and seal with clear coat
- » Adjust rear shock to 15% negativ travel
- » Crash Replacement Warranty for frame (see Service)

Spare Parts

- » Mech hanger #137 red

STING SUPER HPC XTR

Frame	HPC Monocoque DTC Advanced Twin Mold Technology
Size	16", 18", 20", 22", also as frameset
Color	Blackline
Fork	Fox 32 F120RLC 120mm, Lockout, 15mm Quick Release
Rear Shock	Fox Float RP23 shock size 190mm
Headset	Acros AI-71 integrated
Stem	Syntace F119 Oversized
Handlebar	Syntace Vector Carbon Lowrider Oversized
Grips	CUBE Ultralight Screw-On-Race-Grip
Rear Derailleur	Shimano XTR RD-M972 Shadow
Front Derailleur	Shimano XTR FD-M970, Top Swing 34.9mm
Shifter	Shimano XTR SL-M970 Rapidfire-Plus, 9-speed
Brakes	Formula R1 Carbon hydr. Disc Brake (180/180mm)
Crankset	Shimano XTR FC-M970 Hollowtech II 44x32x22T., 175mm, Press-Fit BB
Cassette	Shimano XTR CS-M970 11-32T., 9-speed
Chain	Shimano CN-HG93 108 links
Wheelset	DT Swiss XPW1600 Wheelset Front:15mm/ Rear:X12mm
Front Tire	Schwalbe Rocket Ron Kevlar Triple Compound 2.25
Rear Tire	Schwalbe Rocket Ron Kevlar Triple Compound 2.25
Inner Tubes	Schwalbe MTB light SV14
Rim Tape	Schwalbe 22-559
Pedals	Crank Brothers Eggbeater
Saddle	Fi'zi:k Tundra Carbon
Seatpost	Syntace P6 Carbon 31.6mm
Seat Clamp	Syntace Superlock 35.0mm
Extras	Muddy Board Carbon
Total weight*	ca. 10,5kg
Frame weight*	ca. 2190g

STING SUPER HPC XT

Frame	HPC Monocoque DTC Advanced Twin Mold Technology
Size	16", 18", 20", 22", also as frameset
Color	Blackline
Fork	Fox 32 F120RLC 120mm, Lockout, 15mm Quick Release
Rear Shock	Fox Float RP23 shock size 190mm
Headset	Acros AI-71 integrated
Stem	Syntace F119 Oversized
Handlebar	Syntace Vector Carbon Lowrider Oversized
Grips	CUBE Ultralight Screw-On-Race-Grip
Rear Derailleur	Shimano Deore XT RD-M772 Shadow
Front Derailleur	Shimano Deore XT FD-M770, Top Swing, 34.9mm
Shifter	Shimano Deore XT SL-M770 Rapidfire-Plus, 9-speed
Brakes	Shimano Deore XT BR-M775 hydr. Disc Brake (180/180mm)
Crankset	Shimano Deore XT FC-M770 Hollowtech II 44x32x22T., 175mm, Press-Fit BB
Cassette	Shimano Deore XT CS-M770 11-32T., 9-speed
Chain	Shimano CN-HG93 108 links
Wheelset	DT Swiss XPW1600 Wheelset Front:15mm/ Rear:X12mm
Front Tire	Schwalbe Rocket Ron Kevlar Triple Compound 2.25
Rear Tire	Schwalbe Rocket Ron Kevlar Triple Compound 2.25
Inner Tubes	Schwalbe MTB light SV14
Rim Tape	Schwalbe 22-559
Pedals	Crank Brothers Eggbeater
Saddle	Fi'zi:k Tundra Carbon
Seatpost	Syntace P6 Carbon 31.6mm
Seat Clamp	Syntace Superlock 35.0mm
Extras	Muddy Board Carbon
Total weight*	ca. 11,2kg
Frame weight*	ca. 2190g

STING SUPER HPC K18

Frame	HPC Monocoque DTC Advanced Twin Mold Technology
Size	16", 18", 20", 22", also as frameset
Color	Blackline
Fork	Rock Shox Reba Race U-turn 90-120mm, Motion Control, PopLoc
Rear Shock	Fox Float RP23 shock size 190mm
Headset	Acros AI-71 integrated
Stem	Syntace F139
Handlebar	Easton EA50 Lowrider
Grips	CUBE Ultralight Screw-On-Race-Grip
Rear Derailleur	Shimano Deore XT RD-M772 Shadow
Front Derailleur	Shimano Deore XT FD-M770, Top Swing, 34.9mm
Shifter	Shimano SLX SL-M660 Rapidfire-Plus, 9-speed
Brakes	Formula Oro K18 hydr. Disc Brake (180/180mm)
Crankset	Shimano Deore XT FC-M770 Hollowtech II 44x32x22T., 175mm, Press-Fit BB
Cassette	Shimano CS-HG50 11-32T., 9-speed
Chain	Shimano CN-HG53 108 links
Wheelset	Sunringle Ryde XMB Wheelset Rear:X12mm
Front Tire	Schwalbe Rocket Ron Kevlar Triple Compound 2.25
Rear Tire	Schwalbe Rocket Ron Kevlar Triple Compound 2.25
Inner Tubes	Schwalbe MTB light SV14
Rim Tape	Schwalbe 22-559
Pedals	Crank Brothers Eggbeater
Saddle	Fi'zi:k Tundra MG
Seatpost	Syntace P6 Aluminium 31.6mm
Seat Clamp	Syntace Superlock 35.0mm
Extras	Muddy Board Carbon
Total weight*	ca. 11,7kg
Frame weight*	ca. 2190g

* smallest framesize without pedals, frameweight without rear shock - reserve changes and errors

duat trait CONTROL
X12

super competition RACING
press fit BB

hpc SUPER
hollow AXLE LINK

advanced THIN WELD

fsp 4 LINK

FOX CUSTOMIZED SETUP

wet paint SURFACE

3d BOX



STING SUPER HPC
BLACKLINE
XTR

MOUNTAIN
FULL SUSPENSION



Target group and intended use

- » 4-link bike with balanced geometry for those who prefer a comfortable ride. Designed for the longer trails and tours 140mm of active suspension at your disposal.

Frame features

- » 7005 High Performance Aluminium, 4-butted
- » Mainframe in Advanced Hydroforming - stability with less material, One Piece Design
- » Modified Dual Trail Control, 4-Bar linkage suspension system
- » 1-1/2" Headtube with semi-integrated headset for best STW ratio
- » HALL Hollow Axle Link - rigid linkage with max. rigidity and less weight
- » Rear triangle with sealed bearings - low-maintenance and durable
- » 3D-Box between chainstays to absorb torsional forces
- » CNC machined and cold forged frame parts around the bearing fit ensuring rigidity and excellent heat dissipation
- » Fox Custom-Set-Up - Shock optimized for DTC-Kinematics
- » Drive efficiency independent from suspension setting - comfortable tunable without negative effects
- » Syntace X12 - rear axle system for max. rigidity, functionality and user-friendly handling
- » FSP 4-Link to avoid pedal kick-back
- » Seatpost almost retractable
- » Bottlecage mounting underneath the downtube
- » Surface multilayer impact-resistant powder coated
- » Complies with the new EU-Standards - DINplus tested by Velotech

- » Frame sizes available: 16", 18", 20", 22"; also as frame set

Components

- » Fox RP23 airspring rear shock, adjustable ProPedal platform damping
- » Schwalbe Fat Albert Kevlar - folding tire especially lightweight with bar, good grip
- » Sattel Fi'zi:k Gobi XM

Option R1 CARBON

- » Fox 32 Talas RLC air spring suspension fork - rebound and compression adjustable, lockout, 100/120/140mm, travel adjustable-allows lowering of cockpit for enhanced climbing and sufficient reserves for fast downhill, 15mm QR
- » Syntace Vector Lowrider - handlebar with Ultralight Screw-On-Race-Grip
- » Sram XO shifting components
- » Formula R1 Carbon hydr. Disc brake with carbon brake lever - especially lightweight discs with aluminium spyder
- » DT Swiss XPW1600 - extremely lightweight and stiff wheelset for best acceleration, X12 rear axle with RWS QR-system
- » Syntace P6 Carbon seatpost

Option THE ONE

- » Fox 32 Talas RLC air spring suspension fork - rebound and compression adjustable, lockout, 100/120/140mm, travel adjustable-allows lowering of cockpit for enhanced climbing and sufficient reserves for fast downhill, 15mm QR
- » Syntace Vector Lowrider m. CUBE Fritz Screw-On-Race-Grip
- » Shimano Deore XT Shadow shifting components
- » Formula The One hydr. Disc brake, adjustable pressure point

- » DT Swiss XPW1600 - extremely lightweight and stiff wheelset for best acceleration, X12 rear axle with RWS QR-system
- » Syntace P6 Carbon seatpost

Option K18

- » Rock Shox Revelation 426 U-Turn air spring suspension fork - rebound and compression adjustable, lockout with Motion Control, PopLoc, U-Turn 110-140mm, travel adjustable-allows lowering of cockpit for enhanced climbing and sufficient reserves for fast downhill
- » Syntace Vector Lowrider- handlebar with Fritz Screw-On-Grip
- » Shimano Deore XT Shadow shifting components
- » Formula Oro K18 hydr. Disc brake
- » Sunringle Ryde XMB wheelset - lightweight and stable wheelset, X12 rear axle with RWS QR-system

Recommendations

- » Due to the small seat post angle make sure to get the right frame size.
- » Cut carbon seatpost to right length and seal with clear coat
- » Adjust rear shock to 20% negativ travel

Spare Parts

- » Mech hanger #137 red

STEREO R1 CARBON

Frame	HPR 7005 Advanced Hydroform DTC 4-Butted, FSP 4-Link-System
Size	16", 18", 20", 22", also as frameset
Color	White'n'Black
Fork	Fox 32 Talas RLC 100/120/140mm, Lockout, 15mm Quick Release
Rear Shock	Fox Float RP23 shock size 190mm
Headset	FSA Orbit Z 1.5R semi-integrated
Stem	Syntace F119 Oversized
Handlebar	Syntace Vector Carbon Lowrider Oversized
Grips	CUBE Ultralight Screw-On-Race-Grip
Rear Derailleur	Sram XO
Front Derailleur	Shimano XTR FD-M970, Top Swing 34.9mm
Shifter	Sram XO Trigger, 9-speed
Brakes	Formula R1 Carbon hydr. Disc Brake (180/180mm)
Crankset	Shimano XTR FC-M970 Hollowtech II 44x32x22T., 175mm, integrated BB
Cassette	Sram PG990 11-32T., 9-speed
Chain	Sram PC971 108 links
Wheelsset	DT Swiss XPW1600 Wheelsset Front:15mm/ Rear:X12mm
Front Tire	Schwalbe Fat Albert Front Kevlar Triple Compound 2.4 Snake Skin
Rear Tire	Schwalbe Fat Albert Rear Kevlar Triple Compound 2.4 Snake Skin
Inner Tubes	Schwalbe MTB light SV14
Rim Tape	Schwalbe 22-559
Pedals	Shimano PD-M520
Saddle	Fi'zi:k Gobi XM
Seatpost	Syntace P6 Carbon 34.9mm
Seat Clamp	Syntace Superlock 38.0mm
Total weight*	ca. 12,3kg
Frame weight*	ca. 2700g

STEREO THE ONE

Frame	HPR 7005 Advanced Hydroform DTC 4-Butted, FSP 4-Link-System
Size	16", 18", 20", 22", also as frameset
Color	White'n'Black
Fork	Fox 32 Talas RLC 100/120/140mm, Lockout, 15mm Quick Release
Rear Shock	Fox Float RP23 shock size 190mm
Headset	FSA Orbit Z 1.5R semi-integrated
Stem	Syntace Superforce
Handlebar	Syntace Vector Lowrider
Grips	CUBE Fritz Screw-On-Race-Grip
Rear Derailleur	Shimano Deore XT RD-M772 Shadow
Front Derailleur	Shimano Deore XT FD-M770, Top Swing, 34.9mm
Shifter	Shimano Deore XT SL-M770 Rapidfire-Plus, 9-speed
Brakes	Formula The One hydr. Disc Brake (180/180mm)
Crankset	Shimano Deore XT FC-M770 Hollowtech II 44x32x22T., 175mm, integrated BB
Cassette	Shimano Deore XT CS-M770 11-32T., 9-speed
Chain	Shimano CN-HG93 108 links
Wheelsset	DT Swiss XPW1600 Wheelsset Front:15mm/ Rear:X12mm
Front Tire	Schwalbe Fat Albert Front Kevlar Triple Compound 2.4 Snake Skin
Rear Tire	Schwalbe Fat Albert Rear Kevlar Triple Compound 2.4 Snake Skin
Inner Tubes	Schwalbe MTB light SV14
Rim Tape	Schwalbe 22-559
Pedals	Shimano PD-M520
Saddle	Fi'zi:k Gobi XM
Seatpost	Syntace P6 Carbon 34.9mm
Seat Clamp	Syntace Superlock 38.0mm
Total weight*	ca. 12,9kg
Frame weight*	ca. 2700g

STEREO K18

Frame	HPR 7005 Advanced Hydroform DTC 4-Butted, FSP 4-Link-System
Size	16", 18", 20", 22", also as frameset
Color	White'n'Black
Fork	Rock Shox Revelation 426 U-Turn 110-140mm, Motion Control, PopLoc
Rear Shock	Fox Float RP23 shock size 190mm
Headset	FSA Orbit Z 1.5R semi-integrated
Stem	Syntace Superforce
Handlebar	Syntace Vector Lowrider
Grips	CUBE Fritz Screw-On-Race-Grip
Rear Derailleur	Shimano Deore XT RD-M772 Shadow
Front Derailleur	Shimano Deore XT FD-M770, Top Swing, 34.9mm
Shifter	Shimano Deore XT SL-M770 Rapidfire-Plus, 9-speed
Brakes	Formula Oro K18 hydr. Disc Brake (180/180mm)
Crankset	Shimano Deore XT FC-M770 Hollowtech II 44x32x22T., 175mm, integrated BB
Cassette	Shimano CS-HG50 11-32T., 9-speed
Chain	Shimano CN-HG53 108 links
Wheelsset	Sunringle Ryde XMB Wheelsset Rear:X12mm
Front Tire	Schwalbe Fat Albert Front Kevlar Triple Compound 2.4 Snake Skin
Rear Tire	Schwalbe Fat Albert Rear Kevlar Triple Compound 2.4 Snake Skin
Inner Tubes	Schwalbe MTB light SV14
Rim Tape	Schwalbe 22-559
Pedals	Shimano PD-M520
Saddle	Fi'zi:k Gobi XM
Seatpost	Syntace P6 Aluminium 34.9mm
Seat Clamp	Syntace Superlock 38.0mm
Total weight*	ca. 13,1kg
Frame weight*	ca. 2700g

* smallest framesize without pedals, frameweight without rear shock - reserve changes and errors

dual  trail CONTROL | cross mountain SYSTEM | hpa HIGH PERFORMANCE ALUMINUM | advanced HYDROFORMING | fsp 4LINK | X12 | FOX CUSTOMIZED SETUP | halo HOLLOW AXLE LINK | 3d BOX | powder COATED



STEREO
WHITE'N'BLACK
R1 CARBON

MOUNTAIN
FULL SUSPENSION



Target group and intended use

- » 4-link bike with balanced geometry for those who prefer a comfortable ride. Designed for the longer trails and tours 140mm of active suspension at your disposal.

Frame features

- » 7005 High Performance Aluminium, 4-butted
- » Mainframe in Advanced Hydroforming - stability with less material, One Piece Design
- » Modified Dual Trail Control, 4-Bar linkage suspension system
- » 1-1/2" Headtube with semi-integrated headset for best STW ratio
- » HALL Hollow Axle Link - rigid linkage with max. rigidity and less weight
- » Rear triangle with sealed bearings - low-maintenance and durable
- » 3D-Box between chainstays to absorb torsional forces
- » CNC machined and cold forged frame parts around the bearing fit ensuring rigidity and excellent heat dissipation
- » Fox Custom-Set-Up - Shock optimized for DTC-Kinematics
- » Drive efficiency independent from suspension setting - comfortable tunable without negative effects
- » Syntace X12 - rear axle system for max. rigidity, functionality and user-friendly handling
- » FSP 4-Link to avoid pedal kick-back
- » Seatpost almost retractable
- » Bottlecage mounting underneath the downtube
- » Anodized and scratch-resistant surface with laser-design

- » Complies with the new EU-Standards - DINplus tested by Velotech

- » Frame sizes available: 16", 18", 20", 22"; also as frame set

Components

- » Fox RP23 airspring rear shock, adjustable ProPedal platform damping
- » Schwalbe Fat Albert Kevlar - folding tire especially lightweight with bar, good grip
- » Sattel Fi'zi:k Gobi XM

Option R1 CARBON

- » Fox 32 Talas RLC air spring suspension fork - rebound and compression adjustable, lockout, 100/120/140mm, travel adjustable-allows lowering of cockpit for enhanced climbing and sufficient reserves for fast downhill, 15mm QR
- » Syntace Vector Lowrider - handlebar with Ultralight Screw-On-Race-Grip
- » Sram XO shifting components
- » Formula R1 Carbon hydr. Disc brake with carbon brake lever - especially lightweight discs with aluminium spyder
- » DT Swiss XPW1600 - extremely lightweight and stiff wheelset for best acceleration, X12 rear axle with RWS QR-system
- » Syntace P6 Carbon seatpost

Option THE ONE

- » Fox 32 Talas RLC air spring suspension fork - rebound and compression adjustable, lockout, 100/120/140mm, travel adjustable-allows lowering of cockpit for enhanced climbing and sufficient reserves for fast downhill, 15mm QR
- » Syntace Vector Lowrider- handlebar with Fritz Screw-On-Grip

- » Shimano Deore XT Shadow shifting components

- » Formula The One hydr. Disc brake, adjustable pressure point

- » DT Swiss XPW1600 - extremely lightweight and stiff wheelset for best acceleration, X12 rear axle with RWS QR-system

- » Syntace P6 Carbon seatpost

Option K18

- » Rock Shox Revelation 426 U-Turn air spring suspension fork - rebound and compression adjustable, Lockout with Motion Control, PopLoc, U-Turn 110-140mm, travel adjustable-allows lowering of cockpit for enhanced climbing and sufficient reserves for fast downhill
- » Syntace Vector Lowrider- handlebar with Fritz Screw-On-Grip
- » Shimano Deore XT Shadow shifting components
- » Formula Oro K18 hydr. Disc brake
- » Sunringle Ryde XMB wheelset - lightweight and stable wheelset, X12 rear axle with RWS QR-system

Recommendations

- » Due to the small seat post angle make sure to get the right frame size.
- » Cut carbon seatpost to right length and seal with clear coat
- » Adjust rear shock to 20% negativ travel

Spare Parts

- » Mech hanger #137 red

STEREO R1 CARBON

Frame	HPA 7005 Advanced Hydroform DTC 4-Butted, FSP 4-Link-System
Size	16", 18", 20", 22", also as frameset
Color	Black Anodized
Fork	Fox 32 Talas RLC 100/120/140mm, Lockout, 15mm Quick Release
Rear Shock	Fox Float RP23 shock size 190mm
Headset	FSR Orbit Z 1.5R semi-integrated
Stem	Syntace F119 Oversized
Handlebar	Syntace Vector Carbon Lowrider Oversized
Grips	CUBE Ultralight Screw-On-Race-Grip
Rear Derailleur	Sram XO
Front Derailleur	Shimano XTR FD-M970, Top Swing 34.9mm
Shifter	Sram XO Trigger, 9-speed
Brakes	Formula R1 Carbon hydr. Disc Brake (180/180mm)
Crankset	Shimano XTR FC-M970 Hollowtech II 44x32x22T., 175mm, integrated BB
Cassette	Sram PG990 11-32T., 9-speed
Chain	Sram PC971 108 links
Wheelset	DT Swiss XPW1600 Wheelset Front:15mm/Rear:X12mm
Front Tire	Schwalbe Fat Albert Front Kevlar Triple Compound 2.4 Snake Skin
Rear Tire	Schwalbe Fat Albert Rear Kevlar Triple Compound 2.4 Snake Skin
Inner Tubes	Schwalbe MTB light SV14
Rim Tape	Schwalbe 22-559
Pedals	Shimano PD-M520
Saddle	Fi'zi:k Gobi XM
Seatpost	Syntace P6 Carbon 34.9mm
Seat Clamp	Syntace Superlock 38.0mm
Total weight*	ca. 12,2kg
Frame weight*	ca. 2650g

STEREO THE ONE

Frame	HPA 7005 Advanced Hydroform DTC 4-Butted, FSP 4-Link-System
Size	16", 18", 20", 22", also as frameset
Color	Black Anodized
Fork	Fox 32 Talas RLC 100/120/140mm, Lockout, 15mm Quick Release
Rear Shock	Fox Float RP23 shock size 190mm
Headset	FSR Orbit Z 1.5R semi-integrated
Stem	Syntace Superforce
Handlebar	Syntace Vector Lowrider
Grips	CUBE Fritz Screw-On-Grip
Rear Derailleur	Shimano Deore XT RD-M772 Shadow
Front Derailleur	Shimano Deore XT FD-M770, Top Swing, 34.9mm
Shifter	Shimano Deore XT SL-M770 Rapidfire-Plus, 9-speed
Brakes	Formula The One hydr. Disc Brake (180/180mm)
Crankset	Shimano Deore XT FC-M770 Hollowtech II 44x32x22T., 175mm, integrated BB
Cassette	Shimano Deore XT CS-M770 11-32T., 9-speed
Chain	Shimano CN-HG93 108 links
Wheelset	DT Swiss XPW1600 Wheelset Front:15mm/Rear:X12mm
Front Tire	Schwalbe Fat Albert Front Kevlar Triple Compound 2.4 Snake Skin
Rear Tire	Schwalbe Fat Albert Rear Kevlar Triple Compound 2.4 Snake Skin
Inner Tubes	Schwalbe MTB light SV14
Rim Tape	Schwalbe 22-559
Pedals	Shimano PD-M520
Saddle	Fi'zi:k Gobi XM
Seatpost	Syntace P6 Carbon 34.9mm
Seat Clamp	Syntace Superlock 38.0mm
Total weight*	ca. 12,8kg
Frame weight*	ca. 2650g

STEREO K18

Frame	HPA 7005 Advanced Hydroform DTC 4-Butted, FSP 4-Link-System
Size	16", 18", 20", 22", also as frameset
Color	Black Anodized
Fork	Rock Shox Revelation 426 U-Turn 110-140mm, Motion Control, PopLoc
Rear Shock	Fox Float RP23 shock size 190mm
Headset	FSR Orbit Z 1.5R semi-integrated
Stem	Syntace Superforce
Handlebar	Syntace Vector Lowrider
Grips	CUBE Fritz Screw-On-Grip
Rear Derailleur	Shimano Deore XT RD-M772 Shadow
Front Derailleur	Shimano Deore XT FD-M770, Top Swing, 34.9mm
Shifter	Shimano Deore XT SL-M770 Rapidfire-Plus, 9-speed
Brakes	Formula Oro K18 hydr. Disc Brake (180/180mm)
Crankset	Shimano Deore XT FC-M770 Hollowtech II 44x32x22T., 175mm, integrated BB
Cassette	Shimano CS-HG50 11-32T., 9-speed
Chain	Shimano CN-HG53 108 links
Wheelset	Sunringle Ryde XMB Wheelset Rear:X12mm
Front Tire	Schwalbe Fat Albert Front Kevlar Triple Compound 2.4 Snake Skin
Rear Tire	Schwalbe Fat Albert Rear Kevlar Triple Compound 2.4 Snake Skin
Inner Tubes	Schwalbe MTB light SV14
Rim Tape	Schwalbe 22-559
Pedals	Shimano PD-M520
Saddle	Fi'zi:k Gobi XM
Seatpost	Syntace P6 Aluminium 34.9mm
Seat Clamp	Syntace Superlock 38.0mm
Total weight*	ca. 13,0kg
Frame weight*	ca. 2650g

* smallest framesize without pedals - subject to changes without prior notice



STEREO
BLACK ANODIZED
THE ONE

MOUNTAIN
FULL SUSPENSION



Target group and intended use

- » Dual Trail control (4-link) with a geometry aimed at the technical rider with 160mm of active suspension any downhill feels like a feather bed

Frame features

- » 7005 High Performance Aluminium, 4-butted
- » Mainframe in Advanced Hydroforming - stability with less material, One Piece Design
- » Modified Dual Trail Control, 4-Bar linkage suspension system
- » 1-1/2" Headtube with semi-integrated headset for best STW ratio
- » HPL Hollow Axle Link - rigid linkage with max. rigidity and less weight
- » Rear triangle with sealed bearings - low-maintenance and durable
- » 3D-Box between chainstays to absorb torsional forces
- » CNC machined and cold forged frame parts around the bearing fit ensuring rigidity and excellent heat dissipation
- » Fox Custom-Set-Up - Shock optimized for DTC-Kinematics

- » Drive efficiency independent from suspension setting - comfortable tunable without negative effects
- » Syntace X12 - rear axle system for max. rigidity, functionality and user-friendly handling
- » FSP 4-Link to avoid pedal kick-back
- » Seatpost almost retractable
- » Bottlecage mounting underneath the downtube
- » Surface multilayer impact-resistant powder coated
- » Complies with the new EU-Standards - DINplus tested by Velotech
- » Frame sizes available: 16", 18", 20"; also as frame set

Components

- » Fox 36 Talas RC2 air spring suspension fork - rebound adjustable, Low-/Highspeed compression, 100/130/160mm, travel adjustable: allows lowering of cockpit for enhanced climbing and sufficient reserves for fast downhill, 20mm thru axle
- » Fox RP23 airspring rear shock, adjustable ProPedal platform damping
- » Syntace Vector Downhill Lowrider - lightweight and strong handlebar

- » CUBE Fritz Screw-On-Grip
- » Shimano Deore XT Shadow shifting components
- » Formula The One hydr. Disc brake, adjustable pressure point
- » Sunringlé Flea hubs/Sun Equalizer 29 rims - lightweight and stable wheelset, front 20mm QR, X12 rear axle with RWS QR-system
- » Schwalbe Fat Albert Kevlar - folding tire especially lightweight with bar, good grip
- » Sattel Fi'zi:k Gobi XM
- » Syntace P6 Carbon seatpost

Recommendations

- » Due to the small seat post angle make sure to get the right frame size.
- » Cut carbon seatpost to right length and seal with clear coat
- » Adjust rear shock to 20% negativ travel

Spare Parts

- » Mech hanger #136 silver

FRITZZ THE ONE

Frame	HPR 7005 Advanced Hydroform DTC 4-Butted, FSP 4-Link-System
Size	16", 18", 20", also as frameset
Color	White'n'Cocoa
Fork	Fox 36 Talas RC2 100/130/160mm, 20mm Through axle
Rear Shock	Fox Float RP23 shock size 200mm
Headset	FSA Orbit Z 1.5R semi-integrated
Stem	Syntace Superforce
Handlebar	Syntace Vector Downhill Lowrider
Grips	CUBE Fritz Screw-On-Grip
Rear Derailleur	Shimano Deore XT RD-M772 Shadow
Front Derailleur	Shimano Deore XT FD-M770, Top Swing, 34.9mm
Shifter	Shimano Deore XT SL-M770 Rapidfire-Plus, 9-speed
Brakes	Formula The One hydr. Disc Brake (200/180mm)
Crankset	Shimano Deore XT FC-M770 Hollowtech II 44x32x22T., 175mm, integrated BB
Cassette	Shimano Deore XT CS-M770 11-32T., 9-speed
Chain	Shimano CN-HG93 108 links
Rims	Sun Equalizer 29
Front Hub	Sunringlé Flea 20mm
Rear Hub	Sunringlé Flea X12mm
Spokes	DT Swiss Competition 2.0-1.8-2.0 black
Front Tire	Schwalbe Fat Albert Front Kevlar Triple Compound 2.4 Snake Skin
Rear Tire	Schwalbe Fat Albert Rear Kevlar Triple Compound 2.4 Snake Skin
Inner Tubes	Schwalbe MTB light SV13
Rim Tape	Schwalbe 22-559
Pedals	none
Saddle	Fi'zi:k Gobi XM
Seatpost	Syntace P6 Carbon 34.9mm
Seat Clamp	Syntace Superlock 38.0mm
Total weight*	ca. 13,55kg
Frame weight*	ca. 2800g



FRITZZ
WHITE 'N' COCOA
THE ONE

MOUNTAIN
FULLSUSPENSION



Target group and intended use

- » Dual Trail control (4-link) with a geometry aimed at the technical rider with 160mm of active suspension any downhill feels like a feather bed

Frame features

- » 7005 High Performance Aluminium, 4-butted
- » Mainframe in Advanced Hydroforming – stability with less material, One Piece Design
- » Modified Dual Trail Control, 4-Bar linkage suspension system
- » 1-1/2" Headtube with semi-integrated headset for best STW ratio
- » HALL Hollow Axle Link – rigid linkage with max. rigidity and less weight
- » Rear triangle with sealed bearings – low-maintenance and durable
- » 3D-Box between chainstays to absorb torsional forces
- » CNC machined and cold forged frame parts around the bearing fit ensuring rigidity and excellent heat dissipation
- » Fox Custom-Set-Up – Shock optimized for DTC-Kinematics
- » Drive efficiency independent from suspension setting – comfortable tunable without negative effects
- » Syntace X12 – rear axle system for max. rigidity, functionality and user-friendly handling
- » FSP 4-Link to avoid pedal kick-back
- » Seatpost almost retractable

- » Bottlecage mounting underneath the downtube
- » Anodized and scratch-resistant surface with laser-design
- » Complies with the new EU-Standards – DINplus tested by Velotech
- » Frame sizes available: 16", 18", 20"; also as frame set

Components

- » Fox RP23 airspring rear shock, adjustable ProPedal platform damping
- » Syntace Vector Downhill Lowrider – lightweight and strong handlebar
- » CUBE Fritzz Screw-On-Grip
- » Sunringle Flea hubs/Sun Equalizer 29 rims – lightweight and stable wheelset, front 20mm QR, X12 rear axle with RWS QR-system
- » Schwalbe Fat Albert Kevlar – folding tire especially lightweight with bar, good grip
- » Sattel Fi'zi:k Gobi XM

Option THE ONE

- » Fox 36 Talas RC2 air spring suspension fork – rebound adjustable, Low-/Highspeed compression, 100/130/160mm, travel adjustable: allows lowering of cockpit for enhanced climbing and sufficient reserves for fast downhill, 20mm thru axle
- » Shimano Deore XT Shadow shifting components
- » Formula The One hydr. Disc brake, adjustable pressure point
- » Syntace P6 Carbon seatpost

Option K18

- » Rock Shox Lyric 2StepAir air spring suspension fork – rebound adjustable, Low-/Highspeed compression, 115-160mm, travel adjustable – allows lowering of cockpit for enhanced climbing and sufficient reserves for fast downhill, 20mm Maxle thru axle
- » Shimano Deore XT Shadow/SLX shifting components
- » Formula Oro K18 hydr. Disc brake
- » Syntace P6 Aluminium seatpost

Recommendations

- » Due to the small seat post angle make sure to get the right frame size.
- » Cut carbon seatpost to right length and seal with clear coat
- » Adjust rear shock to 20% negativ travel

Spare Parts

- » Mech hanger #137 red

FRITZZ THE ONE

Frame	HPA 7005 Advanced Hydroform DTC 4-Butted, FSP 4-Link-System
Size	16", 18", 20", also as frameset
Color	Black Anodized
Fork	Fox 36 Talas RC2 100/130/160mm, 20mm Thru axle
Rear Shock	Fox Float RP23 shock size 200mm
Headset	FSA Orbit Z 1.5R semi-integrated
Stem	Syntace Superforce
Handlebar	Syntace Vector Downhill Lowrider
Grips	CUBE Fritzz Screw-On-Grip
Rear Derailleur	Shimano Deore XT RD-M772 Shadow
Front Derailleur	Shimano Deore XT FD-M770, Top Swing, 34.9mm
Shifter	Shimano Deore XT SL-M770 Rapidfire-Plus, 9-speed
Brakes	Formula The One hydr. Disc Brake (200/180mm)
Crankset	Shimano Deore XT FC-M770 Hollowtech II 44x32x22T., 175mm, integrated BB
Cassette	Shimano Deore XT CS-M770 11-32T., 9-speed
Chain	Shimano CN-HG93 108 links
Rims	Sun Equalizer 29
Front Hub	Sunringle Flea 20mm
Rear Hub	Sunringle Flea X12mm
Spokes	DT Swiss Competition 2.0-1.8-2.0 black
Front Tire	Schwalbe Fat Albert Front Kevlar Triple Compound 2.4 Snake Skin
Rear Tire	Schwalbe Fat Albert Rear Kevlar Triple Compound 2.4 Snake Skin
Inner Tubes	Schwalbe MTB light SV13
Rim Tape	Schwalbe 22-559
Pedals	none
Saddle	Fi'zi:k Gobi XM
Seatpost	Syntace P6 Carbon 34.9mm
Seat Clamp	Syntace Supertlock 38.0mm
Total weight*	ca. 13,45kg
Frame weight*	ca. 2750g

FRITZZ K18

Frame	HPA 7005 Advanced Hydroform DTC 4-Butted, FSP 4-Link-System
Size	16", 18", 20", also as frameset
Color	Black Anodized
Fork	Rock Shox Lyrik 2StepAir 115-160mm, Maxle
Rear Shock	Fox Float RP23 shock size 200mm
Headset	FSA Orbit Z 1.5R semi-integrated
Stem	Syntace Superforce
Handlebar	Syntace Vector Downhill Lowrider
Grips	CUBE Fritzz Screw-On-Grip
Rear Derailleur	Shimano Deore XT RD-M772 Shadow
Front Derailleur	Shimano Deore XT FD-M770, Top Swing, 34.9mm
Shifter	Shimano SLX SL-M660 Rapidfire-Plus, 9-speed
Brakes	Formula Oro K18 hydr. Disc Brake (200/180mm)
Crankset	Shimano Deore XT FC-M770 Hollowtech II 44x32x22T., 175mm, integrated BB
Cassette	Shimano CS-HG50 11-32T., 9-speed
Chain	Shimano CN-HG53 108 links
Rims	Sun Equalizer 29
Front Hub	Sunringle Flea 20mm
Rear Hub	Sunringle Flea X12mm
Spokes	DT Swiss Competition 2.0-1.8-2.0 black
Front Tire	Schwalbe Fat Albert Front Kevlar Triple Compound 2.4 Snake Skin
Rear Tire	Schwalbe Fat Albert Rear Kevlar Triple Compound 2.4 Snake Skin
Inner Tubes	Schwalbe MTB light SV13
Rim Tape	Schwalbe 22-559
Pedals	none
Saddle	Fi'zi:k Gobi XM
Seatpost	Syntace P6 Aluminium 34.9mm
Seat Clamp	Syntace Supertlock 38.0mm
Total weight*	ca. 13,75kg
Frame weight*	ca. 2750g



FRITZZ
BLACK ANODIZED
K18

MOUNTAIN
FULLSUSPENSION





MOUNTAIN FULLSUSPENSION



Size Tuned Kinematic it is another first from CUBE development an applied technology for 4 link bikes, which has proven itself in the market for Race, Touring and All Mountain. Multiple bike tests have been won with bikes with Size Tuned Kinematic technology.

Our Size Tuned Kinematic ensure that reach and every bike, regardless of size has the same suspension characteristics. Whether a 16 inch or a 22 inch, the kinematic properties of the suspension will be the same, as will suspension travel.

Size Tuned Kinematic uses a 3D active link lever, which ensures that forces are directly led to the damper, without compromising kinetics. Also, this system combines suspension movement with damper control.

The Size Tuned Kinematic system can be found on all AMS bikes.

A fast bike needs a fast chassis

Our classic 4 link frames have a geometry that let's the rear wheel travel in almost a vertical plane, that way, wheel base will not change when the bike is travelling through it's suspension arc. This makes for a smooth, controlled ride, without power loss. Because the damper is close to the rear triangle of the bike, a progressive response is created, so even in rough terrain there is ample traction reserve.

To all AMS models the same principle applies, a efficient and smooth chassis, with high ride dynamics and a very stable ride. Very little is lost of the riders' energy, while the frame handles extremely well.



MOUNTAIN
FULLSUSPENSION

Target group and intended use

» A tool designed for the job in hand: for pro's and those who aspire to be just that. Whith this bike winning is within easy reach! 100mm of size tuned kinematic suspension.

Frame features

- » Monocoque-Carbonframe from High Performance Composite
- » HPC Twin Mold Technology for maximum stability and quality
- » Size Tuned Kinematic 4-Bar-Suspension Technlogy
- » High STW ratio both in bottom bracket and headtube, extremely light
- » Better handling characteristics due to lower top tube and improved stand-over-height
- » 3D Active Link - super rigid linkage
- » Main bearing: 2 sealed ball bearings, ball bearings in : FSP 4-Link duplex/Linkage to seatstay single/Linkage axle quadruple - for better stability, Titanium nuts and bolts
- » CNC machined and cold forged frame parts around the bearing fit ensuring rigidity and excellent heat dissipation
- » Fox Custom-Set-Up - Shock optimized for STK-Kinematics
- » Drive efficiency independent from suspension setting - comfortable tunable without negative effects
- » FSP 4-Link to avoid pedal kick-back
- » Super rigid 3D dropouts
- » Frame Save System - replaceable mech hanger with thread in mech hanger
- » Impact Protection Foil on the downtube for protection against stone chips
- » Anti Chain Suck Plate on the right chainstay
- » Cables protected through mounting underneath the toptube

- » Seatpost completely retractable
- » Bottlecage mounting possibilities on the seat- and downtube (seattube mounting not possible in frame size 16")
- » Surface multilayer wet-paint
- » Complies with the new EU-Standards - DINplus tested by Velotech
- » Frame sizes available: 16", 18", 20", 22"; also as frame set

Components

- » Fox RP23 airspring rear shock, adjustable ProPedal platform damping
- » Syntace Duraflite Carbon - handlebar oversized, stem F19, seatpost P6 Carbon, CUBE CUSTOM DESIGN
- » CUBE Ultralight Screw-On-Race-Grip
- » Schwalbe Rocket Ron/Racing Ralph Kevlar - extremely lightweight folding tire with low rolling resistance and ideal traction
- » Crank Brothers Eggbeater pedals
- » Fi'zi:k Tundra Carbon

Option R1 CARBON

- » Magura Durin air spring suspension fork - rebound adjustable, Plattform Dynamic-Lockout with Remote-Control, 100mm travel, Integrated Crown
- » Shimano XTR shifting components
- » Formula R1 Carbon hydr. Disc brake with carbon brake lever - especially lightweight discs with aluminium spyder
- » Fulcrum Red Metal Zero very light and stiff wheelset for best acceleration, CUBE CUSTOM DESIGN

Option R1 MAG

- » Rock Shox Sid Race air spring suspension fork - rebound and compression adjustable, Lockout with Motion Control, PopLoc, 100 mm travel
- » Sram XO shifting components
- » Formula R1 Magnesium hydr. Disc brake
- » DT Swiss XPW1600 - extremely lightweight and stiff wheelset for best acceleration

Option XT

- » Fox 32 Remote RL100 air spring suspension fork - rebound adjustable, remote-lockout, 100mm travel
- » Completely Shimano Deore XT Shadow equipped
- » DT Swiss XPW1600 - extremely lightweight and stiff wheelset for best acceleration

Recommendations

- » Cut carbon seatpost to right length and seal with clear coat
- » Adjust rear shock to 15% negativ travel
- » Crash Replacement Warranty for frame (see Service)

Test results

- » Bike Magazine 06/08: ...And the stiffness of the construction as a whole is an achievement. The bike has a very good (STW-rate 34) and races with its super stiffness (79 Nm/degree) among the top rides of the Marathon full suspension bikes. Bike verdict: Very good

Spare Parts

- » Mech hanger #123 silver

AMS HPC R1 CARBON

Frame	HPC Monocoque STK Twin Mold Technology
Size	16", 18", 20", 22", also as frameset
Color	Teamline
Fork	Magura Durin 100mm, Dynamic Lockout, Remote-Control, 1.5 Integrated Crown
Rear Shock	Fox Float RP23 shock size 165mm
Headset	Acros AX-25C semi-integrated
Stem	Syntace F19 Oversized
Handlebar	Syntace Duraflite Carbon Oversized incl. RFR-Barends
Grips	CUBE Ultralight Screw-On-Race-Grip
Rear Derailleur	Shimano XTR RD-M972 Shadow
Front Derailleur	Shimano XTR FD-M970 E-Type
Shifter	Shimano XTR SL-M970 Rapidfire-Plus, 9-speed
Brakes	Formula R1 Carbon hydr. Disc Brake (180/180mm)
Crankset	Shimano XTR FC-M970 Hollowtech II 44x32x22T., 175mm, integrated BB
Cassette	Shimano XTR CS-M970 11-32T., 9-speed
Chain	Shimano CN-HG93 108 links
Wheelset	Fulcrum Red Metal ZERO Wheelset
Front Tire	Schwalbe Rocket Ron Kevlar Triple Compound 2.25
Rear Tire	Schwalbe Racing Ralph Kevlar Triple Compound 2.25
Inner Tubes	Schwalbe MTB light SV14
Rim Tape	none
Pedals	Crank Brothers Eggbeater
Saddle	Fi'zi:k Tundra Carbon
Seatpost	Syntace P6 Carbon 31.6mm
Seat Clamp	Syntace Superlock 38.0mm
Total weight*	ca. 10,3kg
Frame weight*	ca. 1950g

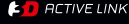
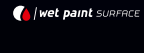

AMS HPC R1 MAG

Frame	HPC Monocoque STK Twin Mold Technology
Size	16", 18", 20", 22", also as frameset
Color	Teamline
Fork	Rock Shox Sid Race 100mm, Motion Control, PopLoc
Rear Shock	Fox Float RP23 shock size 165mm
Headset	FSA Orbit Z 1.5R semi-integrated
Stem	Syntace F19 Oversized
Handlebar	Syntace Duraflite Carbon Oversized incl. RFR-Barends
Grips	CUBE Ultralight Screw-On-Race-Grip
Rear Derailleur	Sram XO
Front Derailleur	Shimano XTR FD-M970 E-Type
Shifter	Sram XO Trigger, 9-speed
Brakes	Formula R1 Magnesium hydr. Disc Brake (180/180mm)
Crankset	Shimano XTR FC-M970 Hollowtech II 44x32x22T., 175mm, integrated BB
Cassette	Sram PG990 11-32T., 9-speed
Chain	Shimano CN-HG93 108 links
Wheelset	DT Swiss XPW1600 Wheelset
Front Tire	Schwalbe Rocket Ron Kevlar Triple Compound 2.25
Rear Tire	Schwalbe Racing Ralph Kevlar Triple Compound 2.25
Inner Tubes	Schwalbe MTB light SV14
Rim Tape	Schwalbe 22-559
Pedals	Crank Brothers Eggbeater
Saddle	Fi'zi:k Tundra Carbon
Seatpost	Syntace P6 Carbon 31.6mm
Seat Clamp	Syntace Superlock 38.0mm
Total weight*	ca. 10,8kg
Frame weight*	ca. 1950g

AMS HPC XT

Frame	HPC Monocoque STK Twin Mold Technology
Size	16", 18", 20", 22", also as frameset
Color	Teamline
Fork	Fox 32 Remote RL100, 100mm, Remote-Lockout
Rear Shock	Fox Float RP23 shock size 165mm
Headset	FSA Orbit Z 1.5R semi-integrated
Stem	Syntace F19 Oversized
Handlebar	Syntace Duraflite Carbon Oversized incl. RFR-Barends
Grips	CUBE Ultralight Screw-On-Race-Grip
Rear Derailleur	Shimano Deore XT RD-M772 Shadow
Front Derailleur	Shimano Deore XT FD-M770 E-Type
Shifter	Shimano Deore XT SL-M770 Rapidfire-Plus, 9-speed
Brakes	Shimano Deore XT BR-M775 hydr. Disc Brake (180/180mm)
Crankset	Shimano Deore XT FC-M770 Hollowtech II 44x32x22T., 175mm, integrated BB
Cassette	Shimano Deore XT CS-M770 11-32T., 9-speed
Chain	Shimano CN-HG93 108 links
Wheelset	DT Swiss XPW1600 Wheelset
Front Tire	Schwalbe Rocket Ron Kevlar Triple Compound 2.25
Rear Tire	Schwalbe Racing Ralph Kevlar Triple Compound 2.25
Inner Tubes	Schwalbe MTB light SV14
Rim Tape	Schwalbe 22-559
Pedals	Crank Brothers Eggbeater
Saddle	Fi'zi:k Tundra Carbon
Seatpost	Syntace P6 Carbon 31.6mm
Seat Clamp	Syntace Superlock 38.0mm
Total weight*	ca. 11,0kg
Frame weight*	ca. 1950g

* smallest framesize without pedals, frameweigt without rear shock - reserve changes and errors



AMS HPC
TEAMLINE
R1 CARBON

MOUNTAIN
FULLSUSPENSION



Target group and intended use

- » A tool designed for the job in hand: For pro's and those who aspire to be just that. With this bike winning is within easy reach! 100mm of size tuned kinematic suspension.

Frame features

- » Monocoque-Carbonframe from High Performance Composite
- » HPC Twin Mold Technology for maximum stability and quality
- » Size Tuned Kinematic 4-Bar-Suspension Technology
- » High STW ratio both in bottom bracket and headtube, extremely light
- » Better handling characteristics due to lower top tube and improved stand-over-height
- » 3D Active Link - super rigid linkage
- » Main bearing: 2 sealed ball bearings, ball bearings in : FSP 4-Link duplex/Linkage to seatstay single/linkage axle quadruple - for better stability, Titanium nuts and bolts
- » CNC machined and cold forged frame parts around the bearing fit ensuring rigidity and excellent heat dissipation
- » Fox Custom-Set-Up - Shock optimized for STK-Kinematics
- » Drive efficiency independent from suspension setting - comfortable tunable without negative effects
- » FSP 4-Link to avoid pedal kick-back
- » Super rigid 3D dropouts
- » Frame Save System - replaceable mech hanger with thread in mech hanger
- » Impact Protection Foil on the downtube for protection against stone chips
- » Anti Chain Suck Plate on the right chainstay
- » Cables protected through mounting underneath the toptube
- » Seatpost completely retractable

- » Bottlecage mounting possibilities on the seat- and downtube (seattube mounting not possible in frame size 16")
- » Surface multilayer wet-paint
- » Complies with the new EU-Standards - DINplus tested by Velotech
- » Frame sizes available: 16", 18", 20", 22"; also as frame set

Components

- » Fox RP23 airspring rear shock, adjustable ProPedal platform damping
- » CUBE Ultralight Screw-On-Race-Grip
- » Schwalbe Rocket Ron/Racing Ralph Kevlar - extremely lightweight folding tire with low rolling resistance and ideal traction
- » Crank Brothers Eggbeater pedals

Option R1 MAG

- » Rock Shox Sid Race air spring suspension fork - rebound and compression adjustable, Lockout with Motion Control, PopLoc, 100 mm travel
- » Syntace Duraflite Carbon - handlebar oversized incl. RFR-Barends
- » Sram XO shifting components
- » Formula R1 Magnesium hydr. Disc brake
- » DT Swiss XPW1600 - extremely lightweight and stiff wheelset for best acceleration
- » Fi'zi:k Tundra Carbon
- » Syntace P6 Carbon seatpost

Option XT

- » Fox 32 Remote RL100 air spring suspension fork - rebound adjustable, remote-lockout, 100mm travel
- » Syntace Duraflite Carbon - handlebar oversized incl. RFR-Barends
- » Completely Shimano Deore XT Shadow equipped

- » DT Swiss XPW1600 - extremely lightweight and stiff wheelset for best acceleration
- » Fi'zi:k Tundra Carbon
- » Syntace P6 Carbon seatpost

Option K18

- » Rock Shox Reba Race U-Turn air spring suspension fork - rebound and compression adjustable, Lockout with Motion Control, PopLoc, U-Turn 90-120mm, travel adjustable- allows lowering of cockpit for enhanced climbing and sufficient reserves for fast downhill
- » Shimano Deore XT Shadow/SLX shifting components
- » Formula Oro K18 hydr. Disc brake
- » Sunringle Ryde XMB wheelset - lightweight and stable wheelset
- » Recommendations
- » Cut carbon seatpost to right length and seal with clear coat
- » Adjust rear shock to 15% negativ travel
- » Crash Replacement Warranty for frame (see Service)

Test results

- » Bike Magazine 06/08: ...And the stiffness of the construction as a whole is an achievement. The bike has a very good (STW-rate 34) and races with its super stiffness (79 Nm/degree) among the top rides of the Marathon full suspension bikes. Bike verdict: Very good

Spare Parts

- » Mech hanger #123 silver

AMS HPC R1 MAG

Frame	HPC Monocoque STK Twin Mold Technology
Size	16", 18", 20", 22", also as frameset
Color	Blackline
Fork	Rock Shox Sid Race 100mm, Motion Control, PopLoc
Rear Shock	Fox Float RP23 shock size 165mm
Headset	FSA Orbit Z 1.5R semi-integrated
Stem	Syntace F119 Oversized
Handlebar	Syntace Duraflite Carbon Oversized incl. RFR-Barends
Grips	CUBE Ultralight Screw-On-Race-Grip
Rear Derailleur	Sram XO
Front Derailleur	Shimano XTR FD-M970 E-Type
Shifter	Sram XO Trigger, 9-speed
Brakes	Formula R1 Magnesium hydr. Disc Brake (180/180mm)
Crankset	Shimano XTR FC-M970 Hollowtech II 44x32x22T., 175mm, integrated BB
Cassette	Sram P6990 11-32T., 9-speed
Chain	Sram PC971 108 links
Wheelset	DT Swiss XPW1600 Wheelset
Front Tire	Schwalbe Rocket Ron Kevlar Triple Compound 2.25
Rear Tire	Schwalbe Racing Ralph Kevlar Triple Compound 2.25
Inner Tubes	Schwalbe MTB light SV14
Rim Tape	Schwalbe 22-559
Pedals	Crank Brothers Eggbeater
Saddle	Fi'zi:k Tundra Carbon
Seatpost	Syntace P6 Carbon 31.6mm
Seat Clamp	Syntace Superlock 38.0mm
Total weight*	ca. 10.3kg
Frame weight*	ca. 1950g

AMS HPC XT

Frame	HPC Monocoque STK Twin Mold Technology
Size	16", 18", 20", 22", also as frameset
Color	Blackline
Fork	Fox 32 Remote RL100, 100mm, Remote-Lockout
Rear Shock	Fox Float RP23 shock size 165mm
Headset	FSA Orbit Z 1.5R semi-integrated
Stem	Syntace F119 Oversized
Handlebar	Syntace Duraflite Carbon Oversized incl. RFR-Barends
Grips	CUBE Ultralight Screw-On-Race-Grip
Rear Derailleur	Shimano Deore XT RD-M772 Shadow
Front Derailleur	Shimano Deore XT FD-M770 E-Type
Shifter	Shimano Deore XT SL-M770 Rapidfire-Plus, 9-speed
Brakes	Shimano Deore XT BR-M775 hydr. Disc Brake (180/180mm)
Crankset	Shimano Deore XT FC-M770 Hollowtech II 44x32x22T., 175mm, integrated BB
Cassette	Shimano Deore XT CS-M770 11-32T., 9-speed
Chain	Shimano CN-HG93 108 links
Wheelset	DT Swiss XPW1600 Wheelset
Front Tire	Schwalbe Rocket Ron Kevlar Triple Compound 2.25
Rear Tire	Schwalbe Racing Ralph Kevlar Triple Compound 2.25
Inner Tubes	Schwalbe MTB light SV14
Rim Tape	Schwalbe 22-559
Pedals	Crank Brothers Eggbeater
Saddle	Fi'zi:k Tundra Carbon
Seatpost	Syntace P6 Carbon 31.6mm
Seat Clamp	Syntace Superlock 38.0mm
Total weight*	ca. 11.0kg
Frame weight*	ca. 1950g

AMS HPC K18

Frame	HPC Monocoque STK Twin Mold Technology
Size	16", 18", 20", 22", also as frameset
Color	Blackline
Fork	Rock Shox Reba Race U-turn 90-120mm, Motion Control, PopLoc
Rear Shock	Fox Float RP23 shock size 165mm
Headset	FSA Orbit Z 1.5R semi-integrated
Stem	Syntace F139
Handlebar	Syntace Duraflite 2014 incl. RFR-Barends
Grips	CUBE Ultralight Screw-On-Race-Grip
Rear Derailleur	Shimano Deore XT RD-M772 Shadow
Front Derailleur	Shimano Deore XT FD-M770 E-Type
Shifter	Shimano SLX SL-M660 Rapidfire-Plus, 9-speed
Brakes	Formula Oro K18 hydr. Disc Brake (180/180mm)
Crankset	Shimano Deore XT FC-M770 Hollowtech II 44x32x22T., 175mm, integrated BB
Cassette	Shimano CS-HG50 11-32T., 9-speed
Chain	Shimano CN-HG53 108 links
Wheelset	Sunringle Ryde XMB Wheelset
Front Tire	Schwalbe Rocket Ron Kevlar Triple Compound 2.25
Rear Tire	Schwalbe Racing Ralph Kevlar Triple Compound 2.25
Inner Tubes	Schwalbe MTB light SV14
Rim Tape	Schwalbe 22-559
Pedals	Crank Brothers Eggbeater
Saddle	Fi'zi:k Tundra MG
Seatpost	Syntace P6 Aluminium 31.6mm
Seat Clamp	Syntace Superlock 38.0mm
Total weight*	ca. 11.5kg
Frame weight*	ca. 1950g

* smallest framesize without pedals, frameweight without rear shock - reserve changes and errors

size tuned KINEMATIC
FSS SWISS DRIVE

super competition RACING
FO ACTIVE LINK

all mountain SYSTEM
FOX CUSTOMIZED SETUP

hpc HIGH PERFORMANCE COMPONENTS

twin mold TECHNOLOGY

fsp 4LINK

wet paint SURFACE



AMS HPC
BLACKLINE
R1 MAG

MOUNTAIN
FULLSUSPENSION



Target group and intended use

- » A classic among our AMS bikes. The AMS pro offers 100mm of size tuned kinematic travel. Equally at home in racing or touring circumstances.

Frame features

- » 7005 High Performance Aluminium, triple butted
- » Top-/Downtube Hydroformed - stability with less material
- » Size Tuned Kinematic 4-Bar-Suspension Technology
- » Better handling characteristics due to lower top tube and improved stand-over-height
- » 3D Active Link - super rigid linkage
- » Main bearing: 2 sealed ball bearings, ball bearings in : FSP 4-Link duplex/Linkage to seatstay single/Linkage axle quadruple - for better stability
- » CNC machined and cold forged frame parts around the bearing fit ensuring rigidity and excellent heat dissipation
- » Fox Custom-Set-Up - Shock optimized for STK-Kinematics
- » Drive efficiency independent from suspension setting - comfortable tunable without negative effects
- » FSP 4-Link to avoid pedal kick-back
- » Super rigid 3D dropouts
- » Frame Save System - replaceable mech hanger with thread in mech hanger

- » Cables protected through mounting underneath the toptube
- » Seatpost completely retractable
- » Bottlecage mounting possibilities on the seat- and downtube (seattube mounting not possible in frame size 16")
- » Surface multilayer wet-paint
- » Complies with the new EU-Standards - DINplus tested by Velotech
- » Frame sizes available: 16", 18", 20", 22"; also as frame set

Components

- » Fox 32 F100RLC air spring suspension fork - rebound and compression adjustable, lockout, 100mm travel
- » Fox RP23 airspring rear shock, adjustable ProPedal platform damping
- » CUBE Ultralight Screw-On-Race-Grip
- » Sram XO shifting components
- » Formula R1 Magnesium hydr. Disc brake
- » DT Swiss XPW1600 - extremely lightweight and stiff wheelset for best acceleration
- » Schwalbe Rocket Ron/Racing Ralph Kevlar - extremely lightweight folding tire with low rolling resistance and ideal traction
- » Fi'zi:k Tundra MG
- » Syntace P6 Aluminium seatpost

Test results

- » Bike Magazine 04/08 'Test winner': Fully ripened all-purpose sports bike. Its specification is an uncontested hit. A well-deserved test winner, and buyer's tip! Bike verdict: Very go

Spare Parts

- » Mech hanger #123 silver

AMS PRO R1 MAG

Frame	HPA 7005 Hydroform STK Triple Butted, FSP 4-Link-System
Size	16", 18", 20", 22", also as frameset
Color	Sid Blue
Fork	Fox 32 F100RLC 100mm, Lockout
Rear Shock	Fox Float RP23 shock size 165mm
Headset	FSR Orbit Z semi-integrated
Stem	Syntace F139
Handlebar	Easton EA50 Lowrider
Grips	CUBE Ultralight Screw-On-Race-Grip
Rear Derailleur	Sram XO
Front Derailleur	Shimano Deore XT FD-M771, Down Swing, 34.9mm
Shifter	Sram XO Trigger, 9-speed
Brakes	Formula R1 Magnesium hydr. Disc Brake (180/180mm)
Crankset	Shimano Deore XT FC-M770 Hollowtech II 44x32x22T., 175mm, integrated BB
Cassette	Sram PG990 11-32T., 9-fach
Chain	Sram PC971 108 links
Wheelsset	DT Swiss XPW1600 Wheelsset
Front Tire	Schwalbe Rocket Ron Kevlar Triple Compound 2.25
Rear Tire	Schwalbe Racing Ralph Kevlar Triple Compound 2.25
Inner Tubes	Schwalbe MTB light SV14
Rim Tape	Schwalbe 22-559
Pedals	Shimano PD-M520
Saddle	Fi'zi:k Tundra MG
Seatpost	Syntace P6 Aluminium 31.6mm
Seat Clamp	Scape Varioclose 34.9mm
Total weight*	ca. 11,2kg
Frame weight*	ca. 2200g

- size tuned KINEMATIC
- all mountain SYSTEM
- hpa HIGH PERFORMANCE ALUMINUM
- hydroforming SYSTEM
- ED ACTIVE LINK
- FOX CUSTOMIZED SETUP
- fsp 4 LINK
- FSS FRAME SAVE SYSTEM
- wet paint SURFACE



AMS PRO
SID BLUE
R1 MAG

MOUNTAIN
FULLSUSPENSION



Target group and intended use

- » A classic among our AMS bikes. The AMS pro offers 100mm of size tuned kinematic travel. Equally at home in racing or touring circumstances.

Frame features

- » 7005 High Performance Aluminium, triple butted
- » Top-/Downtube Hydroformed - stability with less material
- » Size Tuned Kinematic 4-Bar-Suspension Technology
- » Better handling characteristics due to lower top tube and improved stand-over-height
- » 3D Active Link - super rigid linkage
- » Main bearing: 2 sealed ball bearings, ball bearings in : FSP 4-Link duplex/Linkage to seatstay single/Linkage axle quadruple - for better stability
- » CNC machined and cold forged frame parts around the bearing fit ensuring rigidity and excellent heat dissipation
- » Fox Custom-Set-Up - Shock optimized for STK-Kinematics
- » Drive efficiency independent from suspension setting - comfortable tunable without negative effects
- » FSP 4-Link to avoid pedal kick-back
- » Super rigid 3D dropouts
- » Frame Save System - replaceable mech hanger with thread in mech hanger
- » Cables protected through mounting underneath the toptube
- » Seatpost completely retractable

- » Bottlecage mounting possibilities on the seat- and downtube (seattube mounting not possible in frame size 16")
- » Anodized and scratch-resistant surface with laser-design
- » Complies with the new EU-Standards - DINplus tested by Velotech
- » Frame sizes available: 16", 18", 20", 22"; also as frame set

Components

- » Fox RP23 airspring rear shock, adjustable ProPedal platform damping
- » CUBE Ultralight Screw-On-Race-Grip
- » Schwalbe Rocket Ron/Racing Ralph Kevlar - extremely lightweight folding tire with low rolling resistance and ideal traction
- » Fi'zi:k Tundra MG

Option R1 MAG

- » Fox 32 F100RLC air spring suspension fork - rebound and compression adjustable, lockout, 100mm travel
- » Sram XO shifting components
- » Formula R1 Magnesium hydr. Disc brake
- » DT Swiss XPW1600 - extremely lightweight and stiff wheelset for best acceleration
- » Syntace P6 Aluminium seatpost
- » Option XT
- » Rock Shox Reba Race U-Turn air spring suspension Fork - rebound and compression adjustable, Lockout with Motion Control, PopLoc, U-Turn 90-120mm, travel adjustable- allows lowering of cockpit for enhanced climbing and sufficient reserves for fast downhill

- » Completely Shimano Deore XT Shadow equipped
- » DT Swiss XPW1800 - lightweight and stiff wheelset for good acceleration

Option K18

- » Rock Shox Reba Race U-Turn air spring suspension fork - rebound and compression adjustable, Lockout with Motion Control, PopLoc, U-Turn 90-120mm, travel adjustable- allows lowering of cockpit for enhanced climbing and sufficient reserves for fast downhill
- » Shimano Deore XT Shadow/SLX shifting components
- » Formula Oro K18 hydr. Disc brake
- » Sunringle Ryde XMB wheelset - lightweight and stable wheelset

Recommendations

- » Adjust rear shock to 15% negativ travel

Test results

- » Bike Magazine 04/08 "Test winner": Fully ripened all-purpose sports bike. Its specification is an uncontested hit. A well-deserved test winner, and buyer's tip! Bike verdict: Very go

Spare Parts

- » Mech hanger #130 red

AMS PRO R1 MAG

Frame	HPA 7005 Hydroform STK Triple Butted, FSP 4-Link-System
Size	16", 18", 20", 22", also as frameset
Color	Black Anodized
Fork	Fox 32 F100RLC 100mm, Lockout
Rear Shock	Fox Float RP23 shock size 165mm
Headset	FSA Orbit Z semi-integrated
Stem	Syntace F139
Handlebar	Easton EA50 Lowrider
Grips	CUBE Ultralight Screw-On-Race-Grip
Rear Derailleur	Sram XO
Front Derailleur	Shimano Deore XT FD-M771, Down Swing, 34.9mm
Shifter	Sram XO Trigger, 9-speed
Brakes	Formula R1 Magnesium hydr. Disc Brake (180/180mm)
Crankset	Shimano Deore XT FC-M770 Hollowtech II 44x32x22T., 175mm, Integrated BB
Cassette	Sram P6990 11-32T., 9-fach
Chain	Sram PC971 108 links
Wheelset	DT Swiss XPW1600 Wheelset
Front Tire	Schwalbe Rocket Ron Kevlar Triple Compound 2.25
Rear Tire	Schwalbe Racing Ralph Kevlar Triple Compound 2.25
Inner Tubes	Schwalbe MTB light SV14
Rim Tape	Schwalbe 22-559
Pedals	Shimano PD-M520
Saddle	Fi'zi:k Tundra MG
Seatpost	Syntace P6 Aluminium 31.6mm
Seat Clamp	Scape Varioclose 34.9mm
Total weight*	ca. 11.1kg
Frame weight*	ca. 2150g

AMS PRO XT

Frame	HPA 7005 Hydroform STK Triple Butted, FSP 4-Link-System
Size	16", 18", 20", 22", also as frameset
Color	Black Anodized
Fork	Rock Shox Reba Race U-turn 90-120mm, Motion Control, PopLoc
Rear Shock	Fox Float RP23 shock size 165mm
Headset	FSA Orbit Z semi-integrated
Stem	Syntace F139
Handlebar	Easton EA50 Lowrider
Grips	CUBE Ultralight Screw-On-Race-Grip
Rear Derailleur	Shimano Deore XT RD-M772 Shadow
Front Derailleur	Shimano Deore XT FD-M771, Down Swing, 34.9mm
Shifter	Shimano Deore XT SL-M770 Rapidfire-Plus, 9-speed
Brakes	Shimano Deore XT BR-M775 hydr. Disc Brake (180/180mm)
Crankset	Shimano Deore XT FC-M770 Hollowtech II 44x32x22T., 175mm, Integrated BB
Cassette	Shimano CS-HG50 11-32T., 9-fach
Chain	Shimano CN-HG53 108 links
Wheelset	DT Swiss XPW1800 Wheelset
Front Tire	Schwalbe Rocket Ron Kevlar Triple Compound 2.25
Rear Tire	Schwalbe Racing Ralph Kevlar Triple Compound 2.25
Inner Tubes	Schwalbe MTB light SV14
Rim Tape	Schwalbe 22-559
Pedals	Shimano PD-M520
Saddle	Fi'zi:k Tundra MG
Seatpost	RFR Prolight 31.6mm Setback
Seat Clamp	Scape Varioclose 34.9mm
Total weight*	ca. 11.6kg
Frame weight*	ca. 2150g

AMS PRO K18

Frame	HPA 7005 Hydroform STK Triple Butted, FSP 4-Link-System
Size	16", 18", 20", 22", also as frameset
Color	Black Anodized
Fork	Rock Shox Reba Race U-turn 90-120mm, Motion Control, PopLoc
Rear Shock	Fox Float RP23 shock size 165mm
Headset	FSA Orbit Z semi-integrated
Stem	Syntace F139
Handlebar	Easton EA50 Lowrider
Grips	CUBE Ultralight Screw-On-Race-Grip
Rear Derailleur	Shimano Deore XT RD-M772 Shadow
Front Derailleur	Shimano Deore XT FD-M771, Down Swing, 34.9mm
Shifter	Shimano SLX SL-M660 Rapidfire-Plus, 9-speed
Brakes	Formula Oro K18 hydr. Disc Brake (180/180mm)
Crankset	Shimano Deore XT FC-M770 Hollowtech II 44x32x22T., 175mm, Integrated BB
Cassette	Shimano CS-HG50 11-32T., 9-fach
Chain	Shimano CN-HG53 108 links
Wheelset	Sunringle Ryde XMB Wheelset
Front Tire	Schwalbe Rocket Ron Kevlar Triple Compound 2.25
Rear Tire	Schwalbe Racing Ralph Kevlar Triple Compound 2.25
Inner Tubes	Schwalbe MTB light SV14
Rim Tape	Schwalbe 22-559
Pedals	Shimano PD-M520
Saddle	Fi'zi:k Tundra MG
Seatpost	RFR Prolight 31.6mm Setback
Seat Clamp	Scape Varioclose 34.9mm
Total weight*	ca. 12.0kg
Frame weight*	ca. 2150g

- size tuned KINEMATIC
- all mountain SYSTEM
- hpa HIGH PERFORMANCE SUBFRAME
- hydroforming SYSTEM
- ACTIVE LINK
- FOX CUSTOMIZED SETUP
- fsp 4LINK
- FSS FRAME SAVE SYSTEM
- laser DESIGN SURFACE



AMS PRO
BLACK ANODIZED
XT

MOUNTAIN
FULL SUSPENSION



Target group and intended use

- » A classic among our AMS bikes. The AMS pro offers 100mm of size tuned kinematic travel. Equally at home in racing or touring circumstances.

Frame features

- » 7005 High Performance Aluminium, triple butted
- » Top-/Downtube Hydroformed - stability with less material
- » Size Tuned Kinematic 4-Bar-Suspension Technology
- » Better handling characteristics due to lower top tube and improved stand-over-height
- » 3D Active Link - super rigid linkage
- » Main bearing: 2 sealed ball bearings, ball bearings in : FSP 4-Link duplex/Linkage to seatstay single/Linkage axle quadruple - for better stability
- » CNC machined and cold forged frame parts around the bearing fit ensuring rigidity and excellent heat dissipation
- » Fox Custom-Set-Up - Shock optimized for STK-Kinematics
- » Drive efficiency independent from suspension setting - comfortable tunable without negative effects
- » FSP 4-Link to avoid pedal kick-back
- » Super rigid 3D dropouts

- » Frame Save System - replaceable mech hanger with thread in mech hanger
- » Cables protected through mounting underneath the toptube
- » Seatpost completely retractable
- » Bottlecage mounting possibilities on the seat- and downtube (seattube mounting not possible in frame size 16")
- » Surface multilayer wet-paint
- » Complies with the new EU-Standards - DINplus tested by Velotech
- » Frame sizes available: 16", 18", 20", 22"; also as frame set

Components

- » Rock Shox Reba Race U-Turn air spring suspension fork - rebound and compression adjustable. Lockout with Motion Control, PopLoc, U-Turn 90-120mm, travel adjustable- allows lowering of cockpit for enhanced climbing and sufficient reserves for fast downhill
- » Fox RP23 airspring rear shock, adjustable ProPedal platform damping
- » CUBE Ultralight Screw-On-Race-Grip
- » Schwalbe Rocket Ron/Racing Ralph Kevlar - extremely lightweight folding tire with low rolling resistance and ideal traction
- » Fi'zi:k Tundra MG

Option XT

- » Completely Shimano Deore XT Shadow equipped
- » DT Swiss XPW1800 - lightweight and stiff wheelset for good acceleration

Option K18

- » Shimano Deore XT Shadow/SLX shifting components
- » Formula Oro K18 hydr. Disc brake
- » Sunringle Ryde XMB wheelset - lightweight and stable wheelset

Recommendations

- » Adjust rear shock to 15% negativ travel

Test results

- » Bike Magazine 05/08 'bike-tip': A tip for all who are looking for the optimal lightweight allrounder. Even riding marathons is without compromise. Bike verdict: Very good

Spare Parts

- » Mech hanger #130 red

AMS PRO XT

Frame	HPA 7005 Hydroform STK Triple Butted, FSP 4-Link-System
Size	16", 18", 20", 22", also as frameset
Color	Racing Red
Fork	Rock Shox Reba Race U-turn 90-120mm, Motion Control, PopLoc
Rear Shock	Fox Float RP23 shock size 165mm
Headset	FSA Orbit Z semi-integrated
Stem	Syntace F139
Handlebar	Easton EA50 Lowrider
Grips	CUBE Ultralight Screw-On-Race-Grip
Rear Derailleur	Shimano Deore XT RD-M772 Shadow
Front Derailleur	Shimano Deore XT FD-M771, Down Swing, 34.9mm
Shifter	Shimano Deore XT SL-M770 Rapidfire-Plus, 9-speed
Brakes	Shimano Deore XT BR-M775 hydr. Disc Brake (180/180mm)
Crankset	Shimano Deore XT FC-M770 Hollowtech II 44x32x22T., 175mm, Integrated BB
Cassette	Shimano CS-HG50 11-32T., 9-Gang
Chain	Shimano CN-HG53 108 links
Wheelset	DT Swiss XPW1800 Wheelset
Front Tire	Schwalbe Rocket Ron Kevlar Triple Compound 2.25
Rear Tire	Schwalbe Racing Ralph Kevlar Triple Compound 2.25
Inner Tubes	Schwalbe MTB light SV14
Rim Tape	Schwalbe 22-559
Pedals	Shimano PD-M520
Saddle	Fi'zi:k Tundra MG
Seatpost	RFR Prolight 31.6mm Setback
Seat Clamp	Scape Varioclose 34.9mm
Total weight*	ca. 11.7kg
Frame weight*	ca. 2200g

AMS PRO K18

Frame	HPA 7005 Hydroform STK Triple Butted, FSP 4-Link-System
Size	16", 18", 20", 22", also as frameset
Color	Racing Red
Fork	Rock Shox Reba Race U-turn 90-120mm, Motion Control, PopLoc
Rear Shock	Fox Float RP23 shock size 165mm
Headset	FSA Orbit Z semi-integrated
Stem	Syntace F139
Handlebar	Easton EA50 Lowrider
Grips	CUBE Ultralight Screw-On-Race-Grip
Rear Derailleur	Shimano Deore XT RD-M772 Shadow
Front Derailleur	Shimano Deore XT FD-M771, Down Swing, 34.9mm
Shifter	Shimano SLX SL-M660 Rapidfire-Plus, 9-speed
Brakes	Formula Oro K18 hydr. Disc Brake (180/180mm)
Crankset	Shimano Deore XT FC-M770 Hollowtech II 44x32x22T., 175mm, Integrated BB
Cassette	Shimano CS-HG50 11-32T., 9-Gang
Chain	Shimano CN-HG53 108 links
Wheelset	Sunringle Ryde XMB Wheelset
Front Tire	Schwalbe Rocket Ron Kevlar Triple Compound 2.25
Rear Tire	Schwalbe Racing Ralph Kevlar Triple Compound 2.25
Inner Tubes	Schwalbe MTB light SV14
Rim Tape	Schwalbe 22-559
Pedals	Shimano PD-M520
Saddle	Fi'zi:k Tundra MG
Seatpost	RFR Prolight 31.6mm Setback
Seat Clamp	Scape Varioclose 34.9mm
Total weight*	ca. 12.1kg
Frame weight*	ca. 2200g

- size tuned KINEMATIC
- all mountain SYSTEM
- hpa HIGH PERFORMANCE ALUMINIUM
- hydroforming SYSTEM
- FD ACTIVE LINK
- FOX CUSTOMIZED SETUP
- fsp 4 LINK
- FSS FRAME SAVE SYSTEM
- wet paint SURFACE



AMS PRO
RACING RED
K18

MOUNTAIN
FULLSUSPENSION



Target group and intended use

- » Looking for a tad more suspension travel? Then the AMS 125 is the bike for you! 130mm of size tuned kinematic will guide you through the roughest terrain.

Frame features

- » 7005 High Performance Aluminium, triple butted
- » Top-/Downtube Hydroformed - stability with less material
- » Size Tuned Kinematic 4-Bar-Suspension Technology
- » Better handling characteristics due to lower top tube and improved stand-over-height
- » 3D Active Link - super rigid linkage
- » Main bearing: 2 sealed ball bearings, ball bearings in : FSP 4-Link duplex/Linkage to seatstay single/Linkage axle quadruple - for better stability
- » CNC machined and cold forged frame parts around the bearing fit ensuring rigidity and excellent heat dissipation
- » Fox Custom-Set-Up - Shock optimized for STK-Kinematics
- » Drive efficiency independent from suspension setting - comfortable tunable without negative effects
- » FSP 4-Link to avoid pedal kick-back
- » Super rigid 3D dropouts
- » Frame Save System - replaceable mech hanger with thread in mech hanger

- » Cables protected through mounting underneath the toptube
- » Seatpost completely retractable
- » Bottlecage mounting possibilities on the seat- and downtube (seattube mounting not possible in frame sizes 16"/18")
- » Surface multilayer impact-resistant powder coated
- » Complies with the new EU-Standards - DINplus tested by Velotech
- » Frame sizes available: 16", 18", 20", 22"; also as frame set

Components

- » Fox 32 Talas RLC air spring suspension fork - rebound and compression adjustable, Lockout, 100/120/140mm, travel adjustable-allows lowering of cockpit for enhanced climbing and sufficient reserves for fast downhill, 15mm QR
- » Fox RP23 airspring rear shock, adjustable ProPedal platform damping
- » Syntace Vector Lowrider - handlebar with Ultralight Screw-On-Race-Grip
- » Shimano XTR shifting components
- » Formula The One hydr. Disc brake, adjustable pressure point
- » DT Swiss XPW1600 - extremely lightweight and stiff wheelset for best acceleration
- » Schwalbe Nobby Nic Kevlar - folding tire with plenty of traction
- » Fi'zi:k Aliante Delta

Recommendations

- » Adjust rear shock to 20% negativ travel

Test results

- » Bike (Germany): "In short: sporty all mountain bike with superb geometry and components. Verdict: Super!"

Spare Parts

- » Mech hanger #123 silver

AMS 125 THE ONE

Frame	HPA 7005 Hydroform STK Triple Butted, FSP 4-Link-System
Size	16", 18", 20", 22", also as frameset
Color	White'n'Black
Fork	Fox 32 Talas RLC 100/120/140mm, Lockout
Rear Shock	Fox Float RP23 shock size 200mm
Headset	FSA Orbit Z 1.5R semi-integrated
Stem	Syntace F119 Oversized
Handlebar	Syntace Vector Carbon Lowrider Oversized
Grips	CUBE Ultralight Screw-On-Race-Grip
Rear Derailleur	Shimano XTR RD-M972 Shadow
Front Derailleur	Shimano XTR FD-M971, Down Swing 34.9mm
Shifter	Shimano XTR SL-M970 Rapidfire-Plus, 9-speed
Brakes	Formula The One hydr. Disc Brake (180/180mm)
Crankset	Shimano XTR FC-M970 Hollowtech II 44x32x22T., 175mm, integrated BB
Cassette	Shimano XTR CS-M970 11-32T., 9-speed
Chain	Shimano CN-HG93 108 links
Wheelset	DT Swiss XPW1600 Wheelset
Front Tire	Schwalbe Nobby Nic Kevlar Triple Compound 2.25
Rear Tire	Schwalbe Nobby Nic Kevlar Triple Compound 2.25
Inner Tubes	Schwalbe MTB light SV14
Rim Tape	Schwalbe 22-559
Pedals	Shimano PD-M520
Saddle	Fi'zi:k Aliante Delta
Seatpost	Syntace P6 Aluminium 31.6mm
Seat Clamp	Scape Varioclose 34.9mm
Total weight*	ca. 12,85kg
Frame weight*	ca. 2550g

- size tuned KINEMATIC
- all mountain SYSTEM
- hpa HIGH PERFORMANCE ALUMINIUM
- hydroforming SYSTEM
- ACTIVE LINK
- FOX CUSTOMIZED SETUP
- fsp 4 LINK
- FSS FRAME SAVE SYSTEM
- powder COATED



AMS 125
WHITE'N'BLACK
THE ONE

MOUNTAIN
FULLSUSPENSION



Target group and intended use

- » Looking for a tad more suspension travel? Then the AMS 125 is the bike for you! 130mm of size tuned kinematic will guide you through the roughest terrain.

Frame features

- » 7005 High Performance Aluminium, triple butted
- » Top-/Downtube Hydroformed - stability with less material
- » Size Tuned Kinematic 4-Bar-Suspension Technology
- » Better handling characteristics due to lower top tube and improved stand-over-height
- » 3D Active Link - super rigid linkage
- » Main bearing: 2 sealed ball bearings, ball bearings in : FSP 4-Link duplex/Linkage to seatstay single/Linkage axle quadruple - for better stability
- » CNC machined and cold forged frame parts around the bearing fit ensuring rigidity and excellent heat dissipation
- » Fox Custom-Set-Up - Shock optimized for STK-Kinematics
- » Drive efficiency independent from suspension setting - comfortable tunable without negative effects
- » FSP 4-Link to avoid pedal kick-back
- » Super rigid 3D dropouts

- » Frame Save System - replaceable mech hanger with thread in mech hanger
- » Cables protected through mounting underneath the toptube
- » Seatpost completely retractable
- » Bottlecage mounting possibilities on the seat- and downtube (seattube mounting not possible in frame sizes 16"/18")
- » Surface multilayer wet-paint
- » Complies with the new EU-Standards - DINplus tested by Velotech
- » Frame sizes available: 16", 18", 20", 22"; also as frame set

Components

- » Fox 32 Talas RLC Luftgabel - Zugstufendämpfung, Druckstufe einstellbar, Lockout, Federwegsverstellung 100/120/140mm
- » Fox RP23 airspring rear shock, adjustable ProPedal platform damping
- » CUBE Fritzz Screw-On-Grip
- » Schwalbe Nobby Nic Kevlar - folding tire with plenty of traction
- » Fi'zi:k Aliante Delta

Option R1 MAG

- » Sram X9 shifting components
- » Formula R1 Magnesium hydr. Disc brake
- » DT Swiss XPW1600 - extremely lightweight and stiff wheelset for best acceleration
- » Syntace P6 Aluminium seatpost

Option XT

- » CUBE Fritzz Screw-On-Grip
- » Shimano Deore XT Shadow/SLX shifting components
- » Sunringle Ryde XMB wheelset - lightweight and stable wheelset
- » RFR Prolight setback seatpost - for a dynamic seat position

Recommendations

- » Adjust rear shock to 20% negativ travel

Test results

- » Bike (Germany): "In short: sporty all mountain bike with superb geometry and components. Verdict: Super!"

Spare Parts

- » Mech hanger #123 silver

AMS 125 R1 MAG

Frame	HPA 7005 Hydroform STK Triple Butted, FSP 4-Link-System
Size	16", 18", 20", 22", also as frameset
Color	Black'n'Red
Fork	Fox 32 Talas RLC 100/120/140mm, Lockout
Rear Shock	Fox Float RP23 shock size 200mm
Headset	FSA Orbit Z 1.5R semi-integrated
Stem	Syntace F139
Handlebar	Easton EA50 Lowriser
Grips	CUBE Fritzz Screw-On-Grip
Rear Derailleur	Sram X9
Front Derailleur	Shimano Deore XT FD-M771, Down Swing, 34.9mm
Shifter	Sram X9 Trigger, 9-speed
Brakes	Formula R1 Magnesium hydr. Disc Brake (180/180mm)
Crankset	Shimano Deore XT FC-M770 Hollowtech II 44x32x22T., 175mm, integrated BB
Cassette	Sram PG990 11-32T., 9-speed
Chain	Sram PC971 108 links
Wheelset	DT Swiss XPW1600 Wheelset
Front Tire	Schwalbe Nobby Nic Kevlar Triple Compound 2.25
Rear Tire	Schwalbe Nobby Nic Kevlar Triple Compound 2.25
Inner Tubes	Schwalbe MTB light SV14
Rim Tape	Schwalbe 22-559
Pedals	Shimano PD-M520
Saddle	Fi'zi:k Aliante Delta
Seatpost	Syntace P6 Aluminium 31.6mm
Seat Clamp	Scape Varioclose 34.9mm
Total weight*	ca. 12,25kg
Frame weight*	ca. 2550g

AMS 125 XT

Frame	HPA 7005 Hydroform STK Triple Butted, FSP 4-Link-System
Size	16", 18", 20", 22", also as frameset
Color	Black'n'Red
Fork	Fox 32 Talas RLC 100/120/140mm, Lockout
Rear Shock	Fox Float RP23 shock size 200mm
Headset	FSA Orbit Z 1.5R semi-integrated
Stem	Syntace F139
Handlebar	Easton EA50 Lowriser
Grips	CUBE Fritzz Screw-On-Grip
Rear Derailleur	Shimano Deore XT RD-M772 Shadow
Front Derailleur	Shimano Deore XT FD-M771, Down Swing, 34.9mm
Shifter	Shimano SLX SL-M660 Rapidfire-Plus, 9-speed
Brakes	Shimano Deore XT BR-M775 hydr. Disc Brake (180/180mm)
Crankset	Shimano Deore XT FC-M770 Hollowtech II 44x32x22T., 175mm, integrated BB
Cassette	Shimano CS-H650 11-32T., 9-speed
Chain	Shimano CN-H653 108 links
Wheelset	Sunringle Ryde XMB Wheelset
Front Tire	Schwalbe Nobby Nic Triple Compound 2.25
Rear Tire	Schwalbe Nobby Nic Triple Compound 2.25
Inner Tubes	Schwalbe MTB Standard SV13
Rim Tape	Schwalbe 22-559
Pedals	Fasten Alu
Saddle	Fi'zi:k Aliante Delta
Seatpost	RFR Prolight 31.6mm Setback
Seat Clamp	Scape Varioclose 34.9mm
Total weight*	ca. 12,7kg
Frame weight*	ca. 2550g

- size tuned KINEMATIC
- all mountain SYSTEM
- hpa HIGH PERFORMANCE ALUMINUM
- hydroforming SYSTEM
- ACTIVE LINK
- FOX CUSTOMIZED SETUP
- fsp 4 LINK
- FSS FRAME SAVE SYSTEM
- wet paint SURFACE



AMS 125
BLACK'N'RED
R1

MOUNTAIN
FULLSUSPENSION



Target group and intended use

- » Looking for a tad more suspension travel? Then the AMS 125 is the bike for you! 130mm of size tuned kinematic will guide you through the roughest terrain.

Frame features

- » 7005 High Performance Aluminium, triple butted
- » Top-/Downtube Hydroformed - stability with less material
- » Size Tuned Kinematic 4-Bar-Suspension Technology
- » Better handling characteristics due to lower top tube and improved stand-over-height
- » 3D Active Link - super rigid linkage
- » Main bearing: 2 sealed ball bearings, ball bearings in : FSP 4-Link duplex/Linkage to seatstay single/Linkage axle quadruple - for better stability
- » CNC machined and cold forged frame parts around the bearing fit ensuring rigidity and excellent heat dissipation
- » Fox Custom-Set-Up - Shock optimized for STK-Kinematics
- » Drive efficiency independent from suspension setting - comfortable tunable without negative effects
- » FSP 4-Link to avoid pedal kick-back
- » Super rigid 3D dropouts
- » Frame Save System - replaceable mech hanger with thread in mech hanger
- » Cables protected through mounting underneath the toptube
- » Seatpost completely retractable
- » Bottleneck mounting possibilities on the seat- and downtube (seattube mounting not possible in frame sizes 16"/18")
- » Anodized and scratch-resistant surface with laser-design

- » Complies with the new EU-Standards - DINplus tested by Velotech
- » Frame sizes available: 16", 18", 20", 22"; also as frame set

Components

- » Fox RP23 airspring rear shock, adjustable ProPedal platform damping
- » Schwalbe Nobby Nic Kevlar - folding tire with plenty of traction
- » Fi'zi:k Aliante Delta

Option The One

- » Fox 32 Talas RLC air spring suspension fork - rebound and compression adjustable, Lockout, 100/120/140mm, travel adjustable-allows lowering of cockpit for enhanced climbing and sufficient reserves for fast downhill, 15mm QR
- » Syntace Vector Lowrider - handlebar with Ultralight Screw-On-Race-Grip
- » Shimano XTR shifting components
- » Formula The One hydr. Disc brake, adjustable pressure point
- » DT Swiss XPW1600 - extremely lightweight and stiff wheelset for best acceleration
- » Syntace P6 Aluminium seatpost

Option R1 MAG

- » Fox 32 Talas RLC air spring suspension fork - rebound and compression adjustable, Lockout, 100/120/140mm, travel adjustable-allows lowering of cockpit for enhanced climbing and sufficient reserves for fast downhill, 15mm QR
- » CUBE Fritz Screw-On-Grip
- » Sram X9 shifting components
- » Formula R1 Magnesium hydr. Disc brake
- » Syntace P6 Aluminium seatpost

Option XT

- » Fox 32 Talas RLC air spring suspension fork - rebound and compression adjustable, Lockout, 100/120/140mm, travel adjustable-allows lowering of cockpit for enhanced climbing and sufficient reserves for fast downhill, 15mm QR
- » CUBE Fritz Screw-On-Grip
- » Shimano Deore XT Shadow/SLX shifting components
- » Sunringle Ryde XMB wheelset - lightweight and stable wheelset
- » RFR Prolight setback seatpost - for a dynamic seat position

Option K18

- » Rock Shox Revelation 426 U-Turn air spring suspension fork - rebound and compression adjustable, Lockout with Motion Control, PopLoc, U-Turn 110-140mm, travel adjustable-allows lowering of cockpit for enhanced climbing and sufficient reserves for fast downhill
- » CUBE Fritz Screw-On-Grip
- » Shimano Deore XT Shadow/SLX shifting components
- » Formula Oro K18 hydr. Disc brake
- » RFR Prolight setback seatpost - for a dynamic seat position

Recommendations

- » Adjust rear shock to 20% negativ travel

Test results

- » Bike (Germany): "In short: sporty all mountain bike with superb geometry and components. Verdict: Super!"

Spare Parts

- » Mech hanger #130 red

AMS 125 THE ONE

Frame	HPA 7005 Hydroform STK Triple Butted, FSP 4-Link-System
Size	16", 18", 20", 22", also as frameset
Color	Black Anodized
Fork	Fox 32 Talas RLC 100/120/140mm, Lockout
Rear Shock	Fox Float RP23 shock size 200mm
Headset	FSA Orbit Z 1.5R semi-integrated
Stem	Syntace F119 Oversized
Handlebar	Syntace Vector Carbon Lowrider Oversized
Grips	CUBE Ultralight Screw-On-Race-Grip
Rear Derailleur	Shimano XTR RD-M972 Shadow
Front Derailleur	Shimano XTR FD-M971, Down Swing 34.9mm
Shifter	Shimano XTR SL-M970 Rapidfire-Plus, 9-speed
Brakes	Formula The One hydr. Disc Brake (180/180mm)
Crankset	Shimano XTR FC-M970 Hollowtech II 44x32x22T., 175mm, integrated BB
Cassette	Shimano XTR CS-M970 11-32T., 9-speed
Chain	Shimano CN-HG93 108 links
Rims/Wheelset	DT Swiss XPW1600 Wheelset
Front Hub	see rims
Rear Hub	see rims
Spokes	see rims
Front Tire	Schwalbe Nobby Nic Kevlar Triple Compound 2.25
Rear Tire	Schwalbe Nobby Nic Kevlar Triple Compound 2.25
Inner Tubes	Schwalbe MTB light SV14
Rim	Schwalbe 22-559
Pedals	Shimano PD-M520
Saddle	Fi'zi:k Aliante Delta
Seatpost	Syntace P6 Aluminium 31.6mm
Seat Clamp	Scape Varioclose 34.9mm
Total weight*	ca. 12.75kg
Frame weight*	ca. 2450g

AMS 125 R1 MAG

Frame	HPA 7005 Hydroform STK Triple Butted, FSP 4-Link-System
Size	16", 18", 20", 22", also as frameset
Color	Black Anodized
Fork	Fox 32 Talas RLC 100/120/140mm, Lockout
Rear Shock	Fox Float RP23 shock size 200mm
Headset	FSA Orbit Z 1.5R semi-integrated
Stem	Syntace F139
Handlebar	Easton EA50 Lowrider
Grips	CUBE Fritz Screw-On-Grip
Rear Derailleur	Sram X9
Front Derailleur	Shimano Deore XT FD-M771, Down Swing, 34.9mm
Shifter	Sram X9 Trigger, 9-speed
Brakes	Formula R1 Magnesium hydr. Disc Brake (180/180mm)
Crankset	Shimano Deore XT FC-M770 Hollowtech II 44x32x22T., 175mm, integrated BB
Cassette	Sram PG990 11-32T., 9-speed
Chain	Sram PC971 108 links
Rims/Wheelset	DT Swiss XPW1600 Wheelset
Front Hub	see rims
Rear Hub	see rims
Spokes	see rims
Front Tire	Schwalbe Nobby Nic Kevlar Triple Compound 2.25
Rear Tire	Schwalbe Nobby Nic Kevlar Triple Compound 2.25
Inner Tubes	Schwalbe MTB light SV14
Rim	Schwalbe 22-559
Pedals	Shimano PD-M520
Saddle	Fi'zi:k Aliante Delta
Seatpost	Syntace P6 Aluminium 31.6mm
Seat Clamp	Scape Varioclose 34.9mm
Total weight*	ca. 12.15kg
Frame weight*	ca. 2450g

AMS 125 XT

Frame	HPA 7005 Hydroform STK Triple Butted, FSP 4-Link-System
Size	16", 18", 20", 22", also as frameset
Color	Black Anodized
Fork	Fox 32 Talas RLC 100/120/140mm, Lockout
Rear Shock	Fox Float RP23 shock size 200mm
Headset	FSA Orbit Z 1.5R semi-integrated
Stem	Syntace F139
Handlebar	Easton EA50 Lowrider
Grips	CUBE Fritz Screw-On-Grip
Rear Derailleur	Shimano Deore XT RD-M772 Shadow
Front Derailleur	Shimano Deore XT FD-M771, Down Swing, 34.9mm
Shifter	Shimano SLX SL-M660 Rapidfire-Plus, 9-speed
Brakes	Shimano Deore XT BR-M775 hydr. Disc Brake (180/180mm)
Crankset	Shimano Deore XT FC-M770 Hollowtech II 44x32x22T., 175mm, integrated BB
Cassette	Shimano CS-HG50 11-32T., 9-speed
Chain	Shimano CN-HG53 108 links
Rims/Wheelset	Sunringle Ryde XMB Wheelset
Front Hub	see rims
Rear Hub	see rims
Spokes	see rims
Front Tire	Schwalbe Nobby Nic Triple Compound 2.25
Rear Tire	Schwalbe Nobby Nic Triple Compound 2.25
Inner Tubes	Schwalbe MTB Standard SV13
Rim	Schwalbe 22-559
Pedals	Fasten Alu
Saddle	Fi'zi:k Aliante Delta
Seatpost	RFR Prolight 31.6mm Setback
Seat Clamp	Scape Varioclose 34.9mm
Total weight*	ca. 12.6kg
Frame weight*	ca. 2450g

AMS 125 K18

Frame	HPA 7005 Hydroform STK Triple Butted, FSP 4-Link-System
Size	16", 18", 20", 22", also as frameset
Color	Black Anodized
Fork	Rock Shox Revelation 426 U-Turn 110-140mm, Motion Control, PopLoc
Rear Shock	Fox Float RP23 shock size 200mm
Headset	FSA Orbit Z 1.5R semi-integrated
Stem	Syntace F139
Handlebar	Easton EA50 Lowrider
Grips	CUBE Fritz Screw-On-Grip
Rear Derailleur	Shimano Deore XT RD-M772 Shadow
Front Derailleur	Shimano SLX FD-M661, Down Swing, 34.9mm
Shifter	Shimano SLX SL-M660 Rapidfire-Plus, 9-speed
Brakes	Formula Oro K18 hydr. Disc Brake (180/180mm)
Crankset	Shimano Deore XT FC-M770 Hollowtech II 44x32x22T., 175mm, integrated BB
Cassette	Shimano CS-HG50 11-32T., 9-speed
Chain	Shimano CN-HG53 108 links
Rims/Wheelset	RFR ZX24
Front Hub	Shimano Deore XT Disc HB-M756
Rear Hub	Shimano Deore XT Disc FH-M756
Spokes	DT Swiss Champion 2.0 black
Front Tire	Schwalbe Nobby Nic Triple Compound 2.25
Rear Tire	Schwalbe Nobby Nic Triple Compound 2.25
Inner Tubes	Schwalbe MTB AV13
Rim	Schwalbe 22-559
Pedals	Fasten Alu
Saddle	Fi'zi:k Aliante Delta
Seatpost	RFR Prolight 31.6mm Setback
Seat Clamp	Scape Varioclose 34.9mm
Total weight*	ca. 12.9kg
Frame weight*	ca. 2450g



AMS 125
BLACK ANODIZED
XT

MOUNTAIN
FULLSUSPENSION



Target group and intended use

- » Looking for a balanced geometry combined with classic looks? Then the AMS comp is the ideal choice. Its 100mm of size tuned kinematic suspension are equally at home on the long haul or a fast race course.

Frame features

- » 7005 High Performance Aluminium, triple butted
- » Top-/Downtube Hydroformed – stability with less material
- » Size Tuned Kinematic 4-Bar-Suspension Technology
- » Better handling characteristics due to lower top tube and improved stand-over-height
- » 3D Active Link - super rigid linkage
- » Main bearing: 2 sealed ball bearings, ball bearings in : FSP 4-Link duplex/Linkage to seatstay single/Linkage axle quadruple - for better stability
- » CNC machined and cold forged frame parts around the bearing fit ensuring rigidity and excellent heat dissipation
- » FSP 4-Link to avoid pedal kick-back
- » Super rigid 3D dropouts
- » Frame Save System – replaceable mech hanger with thread in mech hanger
- » Cables protected through mounting underneath the toptube
- » Seatpost completely retractable

- » Bottlecage mounting possibilities on the seat- and downtube (seattube mounting not possible in frame size 16")
- » White Candy Blue: Oberfläche mehrschichtig schlagfest pulverbeschichtet, Black'n'White: Oberfläche mehrschichtig nasslackiert
- » Complies with the new EU-Standards - DINplus tested by Velotech
- » Frame sizes available: 16", 18", 20", 22"; also as frame set

Components

- » Rock Shox Reba SL air spring suspension fork - rebound and compression adjustable, Lockout with Motion Control, PopLoc, 100mm travel
- » Manitou Radium RL oil - air rear shock with lockout, Platform Plus damping
- » Shimano Deore XT/SLX/Deore components
- » Stroker Trail hydr. Disc brake for perfect brake performance
- » Schwalbe Nobby Nic/Racing Ralph - lightweight tire with low rolling resistance and ideal traction
- » RFR Natural Shape 0.1 M - comfort saddle

Recommendations

- » Adjust rear shock to 15% negativ travel

Spare Parts

- » Mech hanger #123 silver

AMS COMP

Frame	HPA 7005 Hydroform STK Triple Butted, FSP 4-Link-System
Size	16", 18", 20", 22", also as frameset
Color	White Candy Blue or Black'n'White
Fork	Rock Shox Reba SL 100mm, Motion Control, PopLoc
Rear Shock	Manitou Radium RL shock size 165mm, Lockout
Headset	FSA No.10 semi-integrated
Stem	Easton EA30 Oversized
Handlebar	Easton EA30 Lowrider Oversized
Grips	CUBE Double Duometer
Rear Derailleur	Shimano Deore XT RD-M772 Shadow
Front Derailleur	Shimano SLX FD-M661, Down Swing, 34.9mm
Shifter	Shimano Deore SL-M530 Rapidfire-Plus, 9-speed
Brakes	Hayes Stroker Trail hydr. Disc Brake (180/160mm)
Crankset	Shimano SLX FC-M660 Hollowtech II 44x32x22T., 175mm, integrated BB
Cassette	Shimano CS-HG50 11-32T., 9-speed
Chain	Shimano CN-HG53 108 links
Rims	RFR ZX24
Front Hub	Shimano Deore XT Disc HB-M756
Rear Hub	Shimano Deore XT Disc FH-M756
Spokes	DT Swiss Champion 2.0 black
Front Tire	Schwalbe Nobby Nic Triple Compound 2.25
Rear Tire	Schwalbe Racing Ralph Triple Compound 2.25
Inner Tubes	Schwalbe MTB AV13
Rim Tape	Schwalbe 22-559
Pedals	Fasten Alu
Saddle	RFR Natural Shape 0.1 M
Seatpost	Easton EA30 31.6mm
Seat Clamp	Scape Varioclose 34.9mm
Total weight*	ca. 12.4kg
Frame weight*	ca. 2300g



AMS COMP
BLACK'N'WHITE



AMS COMP
WHITE CANDY BLUE

MOUNTAIN
FULLSUSPENSION

Target group and intended use

- » It is easy to see why the XMS is the bike of choice for tour riders. It's laid-back geometry make it easy to handle in any terrain. 100mm of suspension travel give a confident ride

Frame features

- » 7005 Superlite Aluminium, double butted
- » Strengthened gussets in high stress areas
- » 4-Bar-Suspension Technology
- » Rigid linkage
- » Sealed standardized ball bearings - good function and durable
- » CNC machined parts for increased frame rigidity
- » FSP 4-Link to avoid pedal kick-back
- » Super rigid 3D dropouts
- » Frame Save System - replaceable mech hanger with thread in mech hanger
- » Clean cable routing
- » Seatpost completely retractable
- » Bottlecage mounting possibilities on the seat- and downtube (seattube mounting not possible in frame size 16")
- » Surface multilayer impact-resistant powder coated
- » Complies with the new EU-Standards - DINplus tested by Velotech
- » Frame sizes available: 16", 18", 20", 22"

Components

- » Rock Shox Recon SL air spring suspension fork with PopLoc and Turnkey-Lockout, 100 travel
- » Suntour Epicon airspring rear shock with adjustable compression and lockout
- » Shimano Deore XT/SLX/Deore components
- » Stroker Ryde hydr. Disc brake for perfect brake performance
- » Schwalbe Nobby Nic/Racing Ralph - lightweight tire with low rolling resistance and ideal traction
- » RFR Natural Shape 0.1 M - comfort saddle

Recommendations

- » Adjust rear shock to 15% negativ travel

Spare Parts

- » Mech hanger #123 silver

XMS

Frame	Alu Superlite 7005 Double Butted, FSP 4-Link-System
Size	16", 18", 20", 22"
Color	Blasted Grey
Fork	Rock Shox Recon SL 100mm, PopLoc, TurnKey, Lockout
Rear Shock	Suntour Epicon shock size 165mm, Lockout
Headset	FSA No.10 semi-integrated
Stem	FSA OS190 Oversized
Handlebar	FSA XC300 Lowrider Oversized
Grips	CUBE Double Duometer
Rear Derailleur	Shimano Deore XT RD-M772 Shadow
Front Derailleur	Shimano SLX FD-M661, Down Swing, 34.9mm
Shifter	Shimano Deore SL-M530 Rapidfire-Plus, 9-speed
Brakes	Hayes Stroker Ryde hydr. Disc Brake (180/160mm)
Crankset	Shimano Deore FC-M532 2-Piece 44x32x22T., 175mm, integrated BB
Cassette	Shimano CS-HG50 11-32T., 9-speed
Chain	Shimano CN-HG53 108 links
Rims	RFR ZX24
Front Hub	Shimano Disc HB-M525
Rear Hub	Shimano Disc FH-M525
Spokes	DT Swiss Stainless 2.0
Front Tire	Schwalbe Nobby Nic Triple Compound 2.25
Rear Tire	Schwalbe Racing Ralph Triple Compound 2.25
Inner Tubes	Schwalbe MTB AV13
Rim Tape	Schwalbe 22-559
Pedals	Fasten Alu
Saddle	RFR Natural Shape 0.1 M
Seatpost	Scape Light 31.4mm
Seat Clamp	Scape Varioclose 34.9mm
Total weight*	ca. 13,4Kg
Frame weight*	ca. 2500g



XMS
BLASTED GREY

MOUNTAIN
FULLSUSPENSION





AMS LTD

Frame	<i>HPA 7005 HydroForm STK Triple Butted, FSP 4-Link-System</i>
Size	<i>16", 18", 20", 22", also as frameset</i>
Color	<i>White Black Print</i>
Fork	<i>Rock Shox Reba SL 100mm, Motion Control, PopLoc</i>
Rear Shock	<i>Manitou Radium RL shock size 165mm, Lockout</i>
Headset	<i>FSA No.10 semi-integrated</i>
Stem	<i>Easton EA30 Oversized</i>
Handlebar	<i>Easton EA30 Lowriser Oversized</i>
Grips	<i>CUBE Double Duometer</i>
Rear Derailleur	<i>Shimano Deore XT RD-M772 Shadow</i>
Front Derailleur	<i>Shimano Deore XT FD-M771, Down Swing, 34.9mm</i>
Shifter	<i>Shimano Deore XT SL-M770 Rapidfire-Plus, 9-speed</i>
Brakes	<i>Shimano Deore XT BR-M775 hydr. Disc Brake (180/160mm)</i>
Crankset	<i>Shimano Deore XT FC-M770 Hollowtech II 44x32x22T., 175mm, integrated BB</i>
Cassette	<i>Shimano Deore XT CS-M770 11-32T., 9-speed</i>
Chain	<i>Shimano CN-HG53 108 links</i>
Rims	<i>RFR ZX24</i>
Front Hub	<i>Shimano Deore XT Disc HB-M756</i>
Rear Hub	<i>Shimano Deore XT Disc FH-M756</i>
Spokes	<i>DT Swiss Stainless 2.0</i>
Front Tire	<i>Schwalbe Nobby Nic Triple Compound 2.25</i>
Rear Tire	<i>Schwalbe Racing Ralph Triple Compound 2.25</i>
Inner Tubes	<i>Schwalbe MTB AV13</i>
Rim Tape	<i>Schwalbe 22-559</i>
Pedals	<i>Fasten Alu</i>
Saddle	<i>RFR Natural Shape 0.1 M</i>
Seatpost	<i>Easton EA30 31.6mm</i>
Seat Clamp	<i>Scape Varioclose 34.9mm</i>
Total weight*	<i>ca. 12,7kg</i>
Frame weight*	<i>ca. 2300g</i>

* smallest framesize without pedals, frameweight without rear shock - reserve changes and errors

size tuned KINEMATIC

all mountain SYSTEM

hpa HIGH PERFORMANCE ALUMINIUM

hydroforming SYSTEM

ACTIVE LINK

fsp 4LINK

FSS TRIMM SAVE SYSTEM

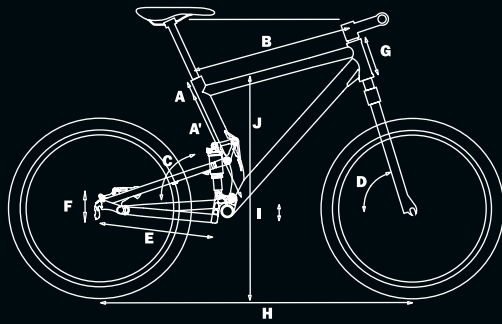
powder COATED



LTD AMS
WHITE BLACK PRINT

MOUNTAIN
FULLSUSPENSION



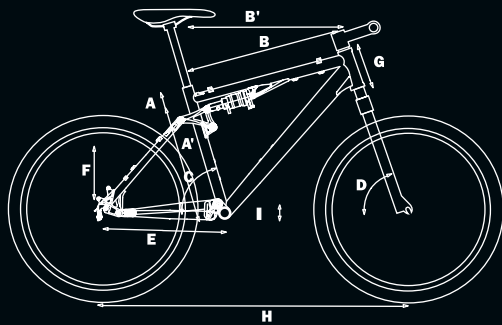


STING HPC

STEREO

FRITZZ

Framesize	16"	18"	20"	22"	16"	18"	20"	22"	16"	18"	20"
Seat tube [mm]	A 410	460	500	535	400	450	490	535	410	460	500
Seat tube center-center [mm]	A' 320	370	420	470	305	355	405	455	310	365	415
Top tube [mm]	B 529	540	551	562	514	533	544	558	517	538	557
Top tube horizontal [mm]	B' 570	590	605	615	560	585	598	610	564	590	610
Seat tube angle [Degrees]	C 74	74	74	74	74	74	74	74	74	74	74
Head tube angle [Degrees]	D 69,5	69,5	69,5	69,5	68	68	68	68	67	67	67
Chainstays [mm]	E 428	428	428	428	430	430	430	430	430	430	430
Rear travel [mm]	F 120	120	120	120	140	140	140	140	160	160	160
Head tube [mm]	G 120	130	140	150	120	130	140	150	120	130	140
Wheelbase [mm]	H 1104	1117	1130	1143	1110	1134	1147	1159	1131	1156	1176
BB-Height to hub [mm]	I -20	-20	-20	-20	-7	-7	-7	-7	+5	+5	+5
Standover height [mm]	J 729	775	825	860	729	775	825	860	750	800	850
Frameset *	X	X	X	X	X	X	X	X	X	X	X



AMS HPC

AMS PRO

AMS 125

Framesize	16"	18"	20"	22"	16"	18"	20"	22"	16"	18"	20"	22"
Seat tube [mm]	A 406	457	508	559	406	457	508	559	426	457	508	559
Seat tube center-center [mm]	A' 346	392	438	438	346	392	438	438	348	394	439	439
Top tube [mm]	B 541	565	584	591	541	565	584	591	541	558	580	587
Top tube horizontal [mm]	B' 561	588	605	613	561	588	605	613	561	583	605	613
Seat tube angle [Degrees]	C 73,5	73,5	73,5	73,5	73,5	73,5	73,5	73,5	72,5	72,5	72,5	72,5
Head tube angle [Degrees]	D 70,5	70,5	70,5	70,5	70,5	70,5	70,5	70,5	69	69	69	69
Chainstays [mm]	E 425	425	425	425	425	425	425	425	430	430	430	430
Rear travel [mm]	F 100	100	100	100	100	100	100	100	130	130	130	130
Head tube [mm]	G 130	140	150	160	130	140	150	160	130	140	150	160
Wheelbase [mm]	H 1054	1082	1099	1108	1054	1082	1099	1108	1073	1096	1119	1127
BB-Height to hub [mm]	I -12	-12	-12	-12	-12	-12	-12	-12	0	0	0	0
Frameset *	X	X	X	X	X	X	X	X	X	X	X	X

AMS COMP

XMS

Framesize	16"	18"	20"	22"	16"	18"	20"	22"
Seat tube [mm]	A 406	457	508	559	406	457	508	559
Seat tube center-center [mm]	A' 346	392	438	438	356	407	458	509
Top tube [mm]	B 541	565	584	591	540	560	580	600
Top tube horizontal [mm]	B' 561	588	605	613	561	583	600	614
Seat tube angle [Degrees]	C 73,5	73,5	73,5	73,5	73,5	73,5	73,5	73,5
Head tube angle [Degrees]	D 70,5	70,5	70,5	70,5	70,5	70,5	70,5	70,5
Chainstays [mm]	E 425	425	425	425	425	425	425	425
Rear travel [mm]	F 100	100	100	100	100	100	100	100
Head tube [mm]	G 130	140	150	160	130	140	150	160
Wheelbase [mm]	H 1054	1082	1099	1108	1054	1077	1095	1109
BB-Height to hub [mm]	I -12	-12	-12	-12	-12	-12	-12	-12
Frameset *	X	X	X	X				

* Frameset includes frame, headset, seat clamp, shock and seatpost



Hardtails are bikes for purists

No frills just the bare essentials: fast, light, enjoyable

Hardtails should be lightweight and stiff at the same time, should impress through lightning response, let themselves be steered uphill and down with ease, and be a relaxed ride.


Our CUBE hardtails are exactly that.

Perfect true-performance riding tools made from best materials without compromise, with attentive craftsmanship during creation. Whether in carbon fibre, titanium or hitech aluminium, the materials used in our hardtails are exceptionally light and guarantee maximum stability.

For us at CUBE, intelligent solutions for ergonomics and comfort are no side-issue, but an indispensable part of the total concept.

The CUBE Hard tail product program is as special as their riders are: professional racers, ambitious leisure sportsmen, striving for the World Cup, a Marathon or a long-distance ride, we provide responsive top quality hard tails for every single goal.

That is the essential: experience pure mountain biking!



**MOUNTAIN
HARDTAIL / DIRT**



Ever since the first use of carbon as a strengthening agent, late 1960's carbon is surrounded by an aura of substantives.

Carbon is associated with terms like extremely stiff, professional material and the black gold.

The characteristic black colour is the result of the heating of the polymer named polyacrylnitril. The fine threads visible are bundled par-

allel and even in this early stadium already are very strong and can carry heavy loads. By treating the bundles with carbon with an artificial resin, mostly epoxy resin, the fibres are connected and fixated.

After drying and hardening the fibres get their Matrix coating to protect from harmful influences like chemicals and UV radiation. The spectrum of fibres ranges from extremely stiff to very compliant. The

union of the fibres with epoxy resin embeds the features like stiffness and compliance in larger woven sheets of material. These sheets are woven together multi directional. Next the material is constructed to the needed shape and get a heat treatment.

The technical advantage of carbon is the combination of rigidity and flexibility. This can only be reached by the exact mixture of fibres ap-



**MOUNTAIN
HARDTAIL / DIRT**



plied in the right direction and the correct execution of processes.

To test the quality of our HPC frames we use the finite element technology. Running a computer simulation with a certain mixture of fibres and the forces projected by use we get a good impression of the frames' capabilities. The successful translation of our experience is visible in the perfect synthesis of a low weight and excellent stiffness of our Elite HPC.

Using the finest fibres and the Tube2Tube technology enables us to use the fibres in the best way possible which results in a low weight.

The geometry meets the demands of cross country racers. We use an E-type front mech to prevent the seat tube being over tightened. The E-type front mech also enables the seat tube to perform to it's best.

Both the top and down tube feature the same oversized diameter to take

care of the forces projected on the frame.

Lightweight, stiff and reliable. Those are the undisputed features of a bike that handles sharp and is fast. It's the Elite HPC.

Target group and intended use

- » Carbon cross country hardtail for the lightweight enthusiasts and World Cup riders.

Frame features

- » High Performance Composite Tube2Tube Technologie
- » Oversized carbon tubes on the front frame and chainstays - maximum stability and the best stiffness to weight ratio
- » Oversized section in head- and downtube area Ø57mm - to transfer energy into forward motion
- » RFR-Geometry with stretched sitting position for maximum speed and agile manoeuver
- » Frame Save System - replaceable mech hanger with thread in mech hanger
- » CNC machined and cold forged frame parts around the bearing fit ensuring rigidity and excellent heat dissipation
- » Bottleneck mounting possibilities on seat- and downtube
- » Impact Protection Foil on the downtube for protection against stone chips
- » Anti Chain Suck Plate on the right chainstay
- » Clean cable routing
- » Full length outer cable
- » Surface multilayer wet-paint
- » Complies with the new EU-Standards - DINplus tested by Velotech
- » Frame sizes available: 16", 18", 20", 22"; also as frame set

Components

- » Syntace Duraflite Carbon - handlebar oversized incl. RFR-Barends, stem F119, seatpost P6 Carbon, CUBE CUSTOM DESIGN
- » CUBE Ultralight Screw-On-Race-Grip
- » Schwalbe Rocket Ron/Racing Ralph Kevlar - extremely lightweight folding tire with low rolling resistance and ideal traction
- » Crank Brothers Eggbeater pedals
- » Syntace P6 Carbon seatpost

Option R1 CARBON

- » Magura Durin air spring suspension fork - rebound adjustable, Dynamic Lockout, 100mm travel 1/2" - 1 1/8" integrated Steuerrohr.
- » Shimano XTR shifting components
- » Formula R1 Carbon hydr. Disc brake with carbon brake lever - especially lightweight discs with aluminium spyder
- » Fulcrum Red Metal Zero very light and stiff wheelset for best acceleration, CUBE CUSTOM DESIGN
- » Fi'zi:k Tundra Carbon

Option R1 MAG

- » Rock Shox Sid Race air spring suspension fork - rebound and compression adjustable, Lockout m. Motion Control, PopLoc, 80 mm travel
- » Syntace Duraflite Carbon handlebar oversized incl. RFR-Barends
- » Sram XO shifting components
- » Formula R1 Magnesium hydr. Disc brake

- » DT Swiss XPW1600 - extremely lightweight and stiff wheelset for best acceleration

Option XT

- » Fox 32 Remote RL80 air spring suspension fork - rebound adjustable, remote-lockout, 80mm travel
- » Syntace Duraflite Carbon handlebar oversized incl. RFR-Barends
- » Completely Shimano Deore XT Shadow equipped
- » DT Swiss XPW1800 - lightweight and stiff wheelset for good acceleration

Recommendations

- » Cut carbon seatpost to right length and seal with clear coat.
- » Crash Replacement Warranty for frame (see Service)

Test results

- » Mountain Bike (Germany): „Verdict: The Cube Elite HPC is up to all challenges racing can throw at it. It's a bike fit for champions.“

Spare Parts

- » Mech hanger #130 red

ELITE HPC R1 CARBON

Frame	HPC Tube2Tube Technologie
Size	16", 18", 20", 22", also as frame set
Color	Teamline
Fork	Magura Durin 100mm, Dynamic Lockout, Remote-Control, 1.5 Integrated Crown
Headset	Acros AX-57C semi-integrated
Stem	Syntace F119 Oversized
Handlebar	Syntace Duraflite Carbon Oversized incl. RFR-Barends
Grips	CUBE Ultralight Screw-On-Race-Grip
Rear Derailleur	Shimano XTR RD-M972 Shadow
Front Derailleur	Shimano XTR FD-M970 E-Type
Shifter	Shimano XTR SL-M970 Rapidfire-Plus, 9-speed
Brakes	Formula R1 Carbon hydr. Disc Brake (180/160mm)
Crankset	Shimano XTR FC-M970 Hollowtech II 44x32x22T., 175mm, integrated BB
Cassette	Shimano XTR CS-M970 11-32T., 9-speed
Chain	Shimano CN-HG93 108 links
Wheelset	Fulcrum Red Metal ZERO wheelset
Front Tire	Schwalbe Rocket Ron Kevlar Triple Compound 2.25
Rear Tire	Schwalbe Racing Ralph Kevlar Triple Compound 2.25
Inner Tubes	Schwalbe MTB light SV14
Rim Tape	none
Pedals	Crank Brothers Eggbeater
Saddle	Fi'zi:k Tundra Carbon
Seatpost	Syntace P6 Carbon 34.9mm
Seat Clamp	Syntace Superlock 38.0mm
Total weight*	ca. 9,4kg
Frame weight*	ca. 1250g

ELITE HPC R1 MAG

Frame	HPC Tube2Tube Technologie
Size	16", 18", 20", 22", also as frame set
Color	Teamline
Fork	Rock Shox Sid Race 80mm, Motion Control, PopLoc
Headset	Syntace Superspin semi-integrated
Stem	Syntace F119 Oversized
Handlebar	Syntace Duraflite Carbon Oversized incl. RFR-Barends
Grips	CUBE Ultralight Screw-On-Race-Grip
Rear Derailleur	Sram XO
Front Derailleur	Shimano XTR FD-M970 E-Type
Shifter	Sram XO Trigger, 9-speed
Brakes	Formula R1 Magnesium hydr. Disc Brake (180/160mm)
Crankset	Shimano XTR FC-M970 Hollowtech II 44x32x22T., 175mm, integrated BB
Cassette	Sram PG990 11-32T., 9-speed
Chain	Sram PC971 108 links
Wheelset	DT Swiss XPW1600 wheelset
Front Tire	Schwalbe Rocket Ron Kevlar Triple Compound 2.25
Rear Tire	Schwalbe Racing Ralph Kevlar Triple Compound 2.25
Inner Tubes	Schwalbe MTB light SV14
Rim Tape	Schwalbe 22-559
Pedals	Crank Brothers Eggbeater
Saddle	Fi'zi:k Tundra MG
Seatpost	Syntace P6 Carbon 34.9mm
Seat Clamp	Syntace Superlock 38.0mm
Total weight*	ca. 10,1kg
Frame weight*	ca. 1250g

ELITE HPC XT

Frame	HPC Tube2Tube Technologie
Size	16", 18", 20", 22", also as frame set
Color	Teamline
Fork	Fox 32 Remote RL80, 80mm, Remote-Lockout
Headset	Syntace Superspin semi-integrated
Stem	Syntace F119 Oversized
Handlebar	Syntace Duraflite Carbon Oversized incl. RFR-Barends
Grips	CUBE Ultralight Screw-On-Race-Grip
Rear Derailleur	Shimano Deore XT RD-M772 Shadow
Front Derailleur	Shimano Deore XT FD-M770 E-Type
Shifter	Shimano Deore XT SL-M770 Rapidfire-Plus, 9-speed
Brakes	Shimano Deore XT BR-M775 hydr. Disc Brake (180/160mm)
Crankset	Shimano Deore XT FC-M770 Hollowtech II 44x32x22T., 175mm, integrated BB
Cassette	Shimano Deore XT CS-M770 11-32T., 9-speed
Chain	Shimano CN-HG93 108 links
Wheelset	DT Swiss XPW1800 wheelset
Front Tire	Schwalbe Rocket Ron Kevlar Triple Compound 2.25
Rear Tire	Schwalbe Racing Ralph Kevlar Triple Compound 2.25
Inner Tubes	Schwalbe MTB light SV14
Rim Tape	Schwalbe 22-559
Pedals	Crank Brothers Eggbeater
Saddle	Fi'zi:k Tundra MG
Seatpost	Syntace P6 Carbon 34.9mm
Seat Clamp	Syntace Superlock 38.0mm
Total weight*	ca. 10,6kg
Frame weight*	ca. 1250g

super competition RACING

hpc

t2t TUBE 2 TUBE

ready for race GEOMETRY


FSS FRAME SAVE SYSTEM

wet paint SURFACE



MOUNTAIN
HARDTAIL / DIRT

ELITE HPC
TEAMLINE
R1 CARBON



Target group and intended use

- » Carbon cross country hardtail for the lightweight enthusiasts and World Cup riders.

Frame features

- » High Performance Composite Tube2Tube Technologie
- » Oversized carbon tubes on the front frame and chainstays - maximum stability and the best stiffness to weight ratio
- » Oversized section in head- and downtube area Ø57mm - to transfer energy into forward motion
- » RFR-Geometry with stretched sitting position for maximum speed and agile manoeuver
- » Frame Save System - replaceable mech hanger with thread in mech hanger
- » CNC machined and cold forged frame parts around the bearing fit ensuring rigidity and excellent heat dissipation
- » Bottleneck mounting possibilities on seat- and downtube
- » Impact Protection Foil on the downtube for protection against stone chips
- » Anti Chain Suck Plate on the right chainstay
- » Clean cable routing
- » Full length outer cable
- » Surface multilayer wet-paint
- » Complies with the new EU-Standards - DINplus tested by Velotech
- » Frame sizes available: 16", 18", 20", 22"; also as frame set

Components

- » CUBE Ultralight Screw-On-Race-Grip
- » Schwalbe Rocket Ron/Racing Ralph Kevlar - extremely lightweight folding tire with low rolling resistance and ideal traction
- » Crank Brothers Eggbeater pedals
- » Fi'zi:k Tundra MG

Option R1 MAG

- » Rock Shox Sid Race air spring suspension fork - rebound and compression adjustable, Lockout m. Motion Control, PopLoc, 80 mm travel
- » Syntace Duraflite Carbon handlebar oversized incl. RFR-Barends
- » Sram XO shifting components
- » Formula R1 Magnesium hydr. Disc brake
- » DT Swiss XPW1600 - extremely lightweight and stiff wheelset for best acceleration
- » Syntace P6 Carbon seatpost

Option XT

- » Fox 32 Remote RL80 air spring suspension fork - rebound adjustable, remote-lockout, 80mm travel
- » Syntace Duraflite Carbon handlebar oversized incl. RFR-Barends
- » Completely Shimano Deore XT Shadow equipped
- » DT Swiss XPW1800 - lightweight and stiff wheelset for good acceleration

- » Syntace P6 Carbon seatpost

Option K18

- » Rock Shox Reba SL air spring suspension fork - rebound and compression adjustable, Lockout with Motion Control, PopLoc, 80mm travel
- » Shimano Deore XT Shadow/SLX shifting components
- » Formula Oro K18 hydr. Disc brake
- » Sunringle Ryde XMB wheelset - lightweight and stable wheelset

Recommendations

- » Cut carbon seatpost to right length and seal with clear coat.
- » Crash Replacement Warranty for frame (see Service)

Test results

- » Mountainbike Magazine 07/07 Test result: Excellent - There is no situation in a race the Elite HPC couldn't master. And with an awesome specification at that price - one could win the championship on it.

Spare Parts

- » Mech hanger #130 red

ELITE HPC R1 MAG

Frame	HPC Tube2Tube Technologie
Size	16", 18", 20", 22", also as frame set
Color	Blackline
Fork	Rock Shox Sid Race 80mm, Motion Control, PopLoc
Headset	Syntace Superspin semi-integrated
Stem	Syntace F119 Oversized
Handlebar	Syntace Duraflite Carbon Oversized incl. RFR-Barends
Grips	CUBE Ultralight Screw-On-Race-Grip
Rear Derailleur	Sram XO
Front Derailleur	Shimano XTR FD-M970 E-Type
Shifter	Sram XO Trigger, 9-speed
Brakes	Formula R1 Magnesium hydr. Disc Brake (180/160mm)
Crankset	Shimano XTR FC-M970 Hollowtech II 44x32x22T., 175mm, integrated BB
Cassette	Sram PG990 11-32T., 9-speed
Chain	Sram PC971 108 links
Wheelset	DT Swiss XPW1600 wheelset
Front Tire	Schwalbe Rocket Ron Kevlar Triple Compound 2.25
Rear Tire	Schwalbe Racing Ralph Kevlar Triple Compound 2.25
Inner Tubes	Schwalbe MTB light SV14
Rim Tape	Schwalbe 22-559
Pedals	Crank Brothers Eggbeater
Saddle	Fi'zi:k Tundra MG
Seatpost	Syntace P6 Carbon 34.9mm
Seat Clamp	Syntace Superlock 38.0mm
Total weight*	ca. 10,1kg
Frame weight*	ca. 1250g

ELITE HPC XT

Frame	HPC Tube2Tube Technologie
Size	16", 18", 20", 22", also as frame set
Color	Blackline
Fork	Fox 32 Remote RL80, 80mm, Remote-Lockout
Headset	Syntace Superspin semi-integrated
Stem	Syntace F119 Oversized
Handlebar	Syntace Duraflite Carbon Oversized incl. RFR-Barends
Grips	CUBE Ultralight Screw-On-Race-Grip
Rear Derailleur	Shimano Deore XT RD-M772 Shadow
Front Derailleur	Shimano Deore XT FD-M770 E-Type
Shifter	Shimano Deore XT SL-M770 Rapidfire-Plus, 9-speed
Brakes	Shimano Deore XT BR-M775 hydr. Disc Brake (180/160mm)
Crankset	Shimano Deore XT FC-M770 Hollowtech II 44x32x22T., 175mm, integrated BB
Cassette	Shimano Deore XT CS-M770 11-32T., 9-speed
Chain	Shimano CN-HG93 108 links
Wheelset	DT Swiss XPW1800 wheelset
Front Tire	Schwalbe Rocket Ron Kevlar Triple Compound 2.25
Rear Tire	Schwalbe Racing Ralph Kevlar Triple Compound 2.25
Inner Tubes	Schwalbe MTB light SV14
Rim Tape	Schwalbe 22-559
Pedals	Crank Brothers Eggbeater
Saddle	Fi'zi:k Tundra MG
Seatpost	Syntace P6 Carbon 34.9mm
Seat Clamp	Syntace Superlock 38.0mm
Total weight*	ca. 10,6kg
Frame weight*	ca. 1250g

ELITE HPC K18

Frame	HPC Tube2Tube Technologie
Size	16", 18", 20", 22", also as frame set
Color	Blackline
Fork	Rock Shox Reba SL 80mm, Motion Control, PopLoc
Headset	Syntace Superspin semi-integrated
Stem	Syntace F139
Handlebar	Syntace Duraflite 2014 incl. RFR-Barends
Grips	CUBE Ultralight Screw-On-Race-Grip
Rear Derailleur	Shimano Deore XT RD-M772 Shadow
Front Derailleur	Shimano Deore XT FD-M770 E-Type
Shifter	Shimano SLX SL-M660 Rapidfire-Plus, 9-speed
Brakes	Formula Oro K18 hydr. Disc Brake (180/160mm)
Crankset	Shimano Deore XT FC-M770 Hollowtech II 44x32x22T., 175mm, integrated BB
Cassette	Shimano CS-HG50 11-32T., 9-speed
Chain	Shimano CN-HG53 108 links
Wheelset	Sunringle Ryde XMB wheelset
Front Tire	Schwalbe Rocket Ron Kevlar Triple Compound 2.25
Rear Tire	Schwalbe Racing Ralph Kevlar Triple Compound 2.25
Inner Tubes	Schwalbe MTB light SV14
Rim Tape	Schwalbe 22-559
Pedals	Crank Brothers Eggbeater
Saddle	Fi'zi:k Tundra MG
Seatpost	Syntace P6 Aluminium 34.9mm
Seat Clamp	Syntace Superlock 38.0mm
Total weight*	ca. 10,8kg
Frame weight*	ca. 1250g



ELITE HPC
BLACKLINE
R1 MAG

MOUNTAIN
HARDTAIL / DIRT





Titanium is a relatively new material, it has been in commercial use since the 50's. Main reason is the difficulties encountered in working titanium: high wear on machinery and high energy costs.

Titanium is ideally suited for heavy-duty parts, that have to withstand enormous forces - AND have to be lightweight. As raw titanium cannot be used in an industrial format, several alloys have been created.

Titanium, or better put: titanium alloys,

have many advantages for frame building: Titanium is an extremely resilient material, with low density. Also it is corrosion resistant and will not age in use. The structure of it's molecules allow titanium to have a built-in 'spring' quality - in fact, a titanium frame will dampen road vibrations and bumps, before they even reach the rider. Next to this important advantage, titanium can absorb smaller dents and scrapes - the material will return to it's original shape.

Comfort, elasticity, ridgedness and lightweight, make titanium ideally suited for building hard-tail frames!

*Both the **ELITE SUPER HPT** and the **ELITE HPT** frames are built by the US company Lynsky: one of the most experienced builders of titanium frames, their craftsmanship is a guarantee for an outstanding ride! Processes like conifing, cutting and welding the frames is done in an oxygen-free environment, to ensure highest possible quality.*

*For the **ELITE SUPER HPT** we use the 6Al/4V aerospace alloy. An extremely lightweight alloy, with high elasticity. Only the most*



MOUNTAIN
HARDTAIL / DIRT

exclusive frame can be built from this material

The Titanium Fold Performance Technology is used to create ultra thin, lightweight tubing, which can be pre-programmed to take the load in their destined location in the frame. Compared to carbon frames, these triple butted tubes have extraordinary stiffness ratios, but a much higher rider comfort level. The rear triangle of the ELITE SUPER HPT is made from 3/2.5 Aerospace alloy, which is ideally suited for areas which are under high levels of dynamic stress.

Titanium alloy 3/2.5 Aerospace is the material we use for the ELITE HPT. Triple butted tubing, and stress areas like the steerer tube and the bottom bracket have cross ovalized tubes where they meet - to make these areas extra stiff. The steerer tube is mitered to shave off some more weight, mounting plates for the discbrakes are water-cut from titanium sheet to ensure utmost precision. For added stiffness, both seatstays are linked, so they can cope with the highest possible braking forces. Our 3D drop outs are CNC products: again, optimal stiffness.

Both the ELITE SUPER HPT and the ELITE HPT have the same sports geometry, with an elongated rider position. A very precise steering, control and comfort - even in the most demanding situations.

Our titanium racers ooze quality: from the perfect welds to the engraved CUBE logo - craftsmanship is obvious! And to underpin this, we have used white as an accent colour on our titanium frames: a sign of pureness...

Target group and intended use

- » Titanium Flag ship mountainbike for the most demanding racers built in Titanium. Ready for world cup use.

Frame features

- » HPT Super Titan 6AL/4V USA Aerospace, triple butted
- » Titan Fold Performance - Technology for best STW ratio
- » Oversized section in head- and downtube area - to transfer energy into forward motion
- » RFR-Geometry with stretched sitting position for maximum speed and agile manoeuver
- » Milling of headtube - less material at same stability
- » Frame Save System - replaceable mech hanger with thread in mech hanger
- » CNC machined and cold forged frame parts around the bearing fit ensuring rigidity and excellent heat dissipation
- » Super rigid 3D dropouts made of titanium
- » Bottlecage mounting possibilities on seat- and downtube
- » CUBE-Signet between seatstays
- » Clean cable routing

- » SurfaceTitanium, multilayer impact-resistant powder coated

- » Complies with the new EU-Standards - DINplus tested by Velotech

- » Frame sizes available: 16", 18", 20", 22"; also as frame set

Components

- » Magura Durin air spring suspension fork - rebound adjustable, Dynamic Lockout, 100mm travel

- » Syntace Duraflite Carbon handlebar oversized incl. RFR-Barends

- » CUBE Ultralight Screw-On-Race-Grip

- » Shimano XTR shifting components

- » Formula R1 Carbon hydr. Disc brake with carbon brake lever - especially lightweight discs with aluminium spyder

- » DT Swiss CPW1280 - extremely lightweight and stiff carbon wheelset for best acceleration

- » Crank Brothers Eggbeater pedals

- » Fi'zi:k Tundra Carbon

- » Syntace P6 Carbon seatpost

Recommendations

- » Cut carbon seatpost to right length and seal with clear coat.

Spare Parts

- » Mech hanger #130 red

ELITE SUPER HPT

Frame	HPT Super Titan 6AL/4V USA Aerospace/Titanium Fold Performance Triple Butted
Size	16", 18", 20", 22", also as frame set
Color	Titan'n'White
Fork	Magura Durin 100mm, Dynamic Lockout, Remote-Control
Headset	Acros AH-02
Stem	Syntace F119 Oversized
Handlebar	Syntace Duraflite Carbon Oversized incl. RFR-Barends
Grips	CUBE Ultralight Screw-On-Race-Grip
Rear Derailleur	Shimano XTR RD-M972 Shadow
Front Derailleur	Shimano XTR FD-M970 Top Swing, 34.9mm
Shifter	Shimano XTR SL-M970 Rapidfire-Plus, 9-speed
Brakes	Formula R1 Carbon hydr. Disc Brake (180/160mm)
Crankset	Shimano XTR FC-M970 Hollowtech II 44x32x22T., 175mm, integrated BB
Cassette	Shimano XTR CS-M970 11-32T., 9-speed
Chain	Shimano CN-HG93 108 links
Wheelset	DT Swiss CPW1280 Carbon wheelset
Front Tire	Schwalbe Rocket Ron Kevlar Triple Compound 2.25
Rear Tire	Schwalbe Racing Ralph Kevlar Triple Compound 2.25
Inner Tubes	Schwalbe MTB light SV14
Rim Tape	Schwalbe 22-559
Pedals	Crank Brothers Eggbeater
Saddle	Fi'zi:k Tundra Carbon
Seatpost	Syntace P6 Carbon 31.6mm
Seat Clamp	Scape Varioclose 34.9mm
Total weight*	ca. 8,7kg
Frame weight*	ca. 1290g

super competition RACING | hpc SUPER | titanium FOLD PERFORMANCE | ready for race GEOMETRY | FSS FRAME SAVE SYSTEM | powder COATED



ELITE SUPER HPT
TITAN'N'WHITE

MOUNTAIN
HARDTAIL / DIRT



Target group and intended use

- » For the most demanding riders a comfortable mountainbike built in Titanium.

Frame features

- » HPT Titan 3AL/2.5V USA Aerospace, triple butted
- » Cross ovalized tubes for high stability
- » Oversized section in head- and downtube area - to transfer energy into forward motion
- » RFR-Geometry with stretched sitting position for maximum speed and agile manoeuver
- » Milling of headtube - less material at same stability
- » Frame Save System - replaceable mech hanger with thread in mech hanger
- » CNC machined and cold forged frame parts around the bearing fit ensuring rigidity and excellent heat dissipation
- » Super rigid 3D dropouts made of titanium
- » Bottleneck mounting possibilities on seat- and downtube
- » CUBE-Signet between seatstays
- » Clean cable routing

- » SurfaceTitanium, multilayer impact-resistant powder coated

- » Complies with the new EU-Standards - DINplus tested by Velotech

- » Frame sizes available: 16", 18", 20", 22"; also as frame set

Components

- » Fox 32 Remote RL100 air spring suspension fork - rebound adjustable, remote-lockout, 100mm travel

- » CUBE Ultralight Screw-On-Race-Grip

- » Schwalbe Rocket Ron/Racing Ralph Kevlar - extremely lightweight folding tire with low rolling resistance and ideal traction

- » Shimano Deore XT Shadow/SLX shifting components

- » Formula R1 Magnesium hydr. Disc brake

- » Sunringle Ryde XMB wheelset - lightweight and stable wheelset

- » Crank Brothers Eggbeater pedals

- » RFR Natural Shape 0.1 M - comfortable saddle

Test results

- » Mountainbike Magazine 04/08: Well-engineered frame, exclusive and practical specs, first class ride: the titanium Cube is the perfect alternative for carbon.

- » Bike Magazine 05/08: Considering its handling, the CUBE is the most up to date bike in this group. The frame is perceptibly stiffer than all others, the 100 mm forks give comfort and a good safety margin. Bike verdict: Very good

Spare Parts

- » Mech hanger #130 red

ELITE HPT

Frame	HPT Titan 3AL/2.5V USA Aerospace Triple Butted
Size	16", 18", 20", 22", also as frame set
Color	Titan'n'White
Fork	Fox 32 Remote RL100, 100mm, Remote-Lockout
Headset	Acros AH-02
Stem	Syntace F139
Handlebar	Syntace Duraflite 2014 incl. RFR-Barends
Grips	CUBE Ultralight Screw-On-Race-Grip
Rear Derailleur	Shimano Deore XT RD-M772 Shadow
Front Derailleur	Shimano Deore XT FD-M770 Top Swing, 34.9mm
Shifter	Shimano SLX SL-M660 Rapidfire-Plus, 9-speed
Brakes	Formula R1 Magnesium hydr. Disc Brake (180/160mm)
Crankset	Shimano Deore XT FC-M770 Hollowtech II 44x32x22T., 175mm, integrated BB
Cassette	Shimano CS-HG50 11-32T., 9-speed
Chain	Shimano CN-HG53 108 links
Wheelset	Sunringle Ryde XMB wheelset
Front Tire	Schwalbe Rocket Ron Kevlar Triple Compound 2.25
Rear Tire	Schwalbe Racing Ralph Kevlar Triple Compound 2.25
Inner Tubes	Schwalbe MTB light SV14
Rim Tape	Schwalbe 22-559
Pedals	Crank Brothers Eggbeater
Saddle	Fizik Tundra MG
Seatpost	RFR Prolight 31.6mm Setback
Seat Clamp	Scape Varioclose 34.9mm
Total weight*	ca. 10,5kg
Frame weight*	ca. 1400g

super competition RACING

hpt HIGH PERFORMANCE TITANIUM

ready for race GEOMETRY

FSS FRAME STAY SYSTEM

powder COATED



ELITE HPT
TITAN 'N' WHITE

MOUNTAIN
HARDTAIL / DIRT





The **PRO-SERIES** will equally appeal to the professional racer as well as to the tech-freak. It represents the counterpart of the **HPC-SERIES** in aluminium within our product range.

Our **REACTION** from the Pro series is a thoroughbred racer. It is equally suitable for XC-races, marathons or long distance rides.

The frame is made in hi-tech aluminium and with its RFR geometry (taken from XC-racing) it proves to be very quick on curvy single tracks. It has excellent response but remains faithfully on track during steep descents. You might call this one a control freak!

For 2009 we made several modifications to the **REACTION**:

We have lowered the inseam of the frame. This does not alter anything to the dynamic riding position, but it opens the possibility to put both feet on the ground.

We have added high tech suspension forks with 100 mm travel for that little bit extra...

To improve the stiffness of the bracket area we use press-fit bearings. The wider bracket housing enables us to widen the joint between the lower frame tube, the chain stay and the bracket. Because the width of the bracket is a parameter in the calculation of stiffness, every millimetre extra width brings significant improvements to the lateral stiffness. A still higher overall stiffness and hence better acceleration values are the result.

The frame of the **REACTION** is made in triple-buttressed hydro press high performance aluminium. To cope with the technical requirements we have widened the lower tube to match the wider bracket housing, and we have improved the joint between top tube and seat tube. The welding has been smoothly ground and polished - we call it our One Piece Design. These tube joints are very strong, and we can relieve them of any redundant material. Of course, we have also removed the brake studs from the

seat stay of our disc brake models.

Reaction's claim of quality and performance is underlined by the top range of the materials used and the craftsmanship with which it is made. Intelligent detail solutions like the CNC-mitered disc brake fitting or the 3D-dropouts and the Frame Save System complete the overall concept of innovative technology and excellent design.



MOUNTAIN
HARDTAIL / DIRT



Target group and intended use

- » Cross county race hardtail for professionals.

Frame features

- » HPA 7005 Advanced Hydroform, triple butted
- » Top-/Downtube Hydroformed with new Advanced Hydroforming – stability with less material
- » Cross ovalized tubes for high stability
- » Oversized section in head- and downtube area – to transfer energy into forward motion
- » Weldseam on top-/seattube and seat stay – One-Piece Design
- » RFR-Geometry with stretched sitting position for maximum speed and agile manoeuver
- » Disc only frame
- » Press-Fit – full integrated bearing-system for the best STW ratio
- » CNC machined and cold forged frame parts around the bearing fit ensuring rigidity and excellent heat dissipation
- » Super rigid 3D dropouts
- » Bottlecage mounting possibilities on seat- and downtube

- » Clean cable routing

- » Surface multilayer wet-paint

- » Complies with the new EU-Standards – DINplus tested by Velotech

- » Frame sizes available: 14", 16", 18", 20", 22"; also as frame set

Components

- » Rock Shox Sid Race air spring suspension fork – rebound and compression adjustable, Lockout m. Motion Control, PopLoc, 100 mm travel

- » Syntace Duraflite 2014 Alu handlebar incl. RFR-Barends – lightweight and stable

- » CUBE Ultralight Screw-On-Race-Grip

- » Sram X9 shifting components

- » Formula R1 Magnesium hydr. Disc brake

- » DT Swiss XPW1600 – extremely lightweight and stiff wheelset for best acceleration

- » Schwalbe Rocket Ron/Racing Ralph Kevlar – extremely lightweight folding tire with low rolling resistance and ideal traction

- » Fi'zi:k Tundra MG

- » Syntace P6 Aluminium seatpost

Spare Parts

- » Mech hanger #123 silver

REACTION R1 MAG

Frame	HPA 7005 Advanced Hydroform Triple Butted
Size	14", 16", 18", 20", 22", also as frame set
Color	Sid Blue
Fork	Rock Shox Sid Race 100mm, Motion Control, PopLoc
Headset	FSA Orbit Z semi-integrated
Stem	Syntace F139
Handlebar	Syntace Duraflite 2014 incl. RFR-Barends
Grips	CUBE Ultralight Screw-On-Race-Grip
Rear Derailleur	Sram X9
Front Derailleur	Shimano Deore XT FD-M770 Top Swing, 34.9mm
Shifter	Sram X9 Trigger, 9-speed
Brakes	Formula R1 Magnesium hydr. Disc Brake (180/160mm)
Crankset	Shimano Deore XT FC-M770 Hollowtech II 44x32x22T., 175mm, Press-Fit BB
Cassette	Sram PG990 11-32T., 9-speed
Chain	Sram PC971 108 links
Wheelsset	DT Swiss XPW1600 wheelsset
Front Tire	Schwalbe Rocket Ron Kevlar Triple Compound 2.25
Rear Tire	Schwalbe Racing Ralph Kevlar Triple Compound 2.25
Inner Tubes	Schwalbe MTB light SV14
Rim Tape	Schwalbe 22-559
Pedals	Fasten Alu
Saddle	Fi'zi:k Tundra MG
Seatpost	Syntace P6 Aluminium 31.6mm
Seat Clamp	Scape Varioclose 34.9mm
Total weight*	ca. 10.4kg
Frame weight*	ca. 1480g

super competition RACING

hpa HIGH PERFORMANCE ALUMINUM

advanced RACKETDRIVING

ready for race GEOMETRY

FSS FRAME SAVE SYSTEM

onepiece DESIGN

wet paint SURFACE



REACTION
SID BLUE
R1 MAG

MOUNTAIN
HARDTAIL / DIRT



Target group and intended use

- » Cross county race hardtail for professionals.

Frame features

- » HPA 7005 Advanced Hydroform, triple butted
- » Top-/Downtube Hydroformed with new Advanced Hydroforming - stability with less material
- » Cross ovalized tubes for high stability
- » Oversized section in head- and downtube area - to transfer energy into forward motion
- » Weldseam on top-/seattube and seat stay - One-Piece Design
- » RFR-Geometry with stretched sitting position for maximum speed and agile manoeuver
- » Disc only frame
- » Press-Fit - full integrated bearing-system for the best STW ratio
- » CNC machined and cold forged frame parts around the bearing fit ensuring rigidity and excellent heat dissipation
- » Super rigid 3D dropout
- » Bottlecage mounting possibilities on seat- and downtube
- » Clean cable routing
- » Anodized and scratch-resistant surface with laser-design
- » Complies with the new EU-Standards - DINplus tested by Velotech

- » Frame sizes available: 14", 16", 18", 20", 22"; also as frame set

Components

- » Syntace Duraflite 2014 Alu handlebar incl. RFR-Barends - lightweight and stable
- » CUBE Ultralight Screw-On-Race-Grip
- » Schwalbe Rocket Ron/Racing Ralph Kevlar - extremely lightweight folding tire with low rolling resistance and ideal traction
- » Fi'zi:k Tundra MG
- » Rock Shox Sid Race air spring suspension fork - rebound and compression adjustable, Lockout with Motion Control, PopLoc, 100 mm travel
- » Shimano Deore XT Shadow shifting components
- » DT Swiss XPW1600 - extremely lightweight and stiff wheelset for best acceleration
- » Syntace P6 Aluminium seatpost

Option R1 MAG

- » Rock Shox Sid Race air spring suspension fork - rebound and compression adjustable, Lockout with Motion Control, PopLoc, 100 mm travel
- » Shimano Deore XT Shadow shifting components
- » DT Swiss XPW1600 - extremely lightweight and stiff wheelset for best acceleration
- » Syntace P6 Aluminium seatpost

Option XT

- » Rock Shox Reba Race U-Turn air spring suspension fork - rebound and compression adjustable, Lockout with Motion Control, PopLoc, U-Turn 90-120mm, travel adjustable - allows lowering of cockpit for enhanced climbing and sufficient reserves for fast downhill

- » Completely Shimano Deore XT Shadow equipped

- » DT Swiss XPW1800 - lightweight and stiff wheelset for good acceleration

Option K18

- » Fox 32 Remote RL100 air spring suspension fork - rebound adjustable, remote-lockout, 100mm travel
- » Shimano Deore XT Shadow/SLX shifting components
- » Formula Oro K18 hydr. Disc brake
- » Sunringle Ryde XMB wheelset - lightweight and stable wheelset

Option HS33

- » Fox 32 F100RL air spring suspension fork - rebound and compression adjustable, lockout, 100mm travel
- » Shimano Deore XT Shadow/SLX shifting components
- » Alex EN24 - light and stable

Spare Parts

- » Mech hanger #130 red

REACTION R1 MAG

Frame	HPA 7005 Advanced Hydroform Triple Butted
Size	14", 16", 18", 20", 22", also as frame set
Color	Black Anodized
Fork	Rock Shox Sid Race 100mm, Motion Control, PopLoc
Headset	FSA Orbit Z semi-integrated
Stem	Syntace F139
Handlebar	Syntace Duraflite 2014 incl. RFR-Barends
Grips	CUBE Ultralight Screw-On-Race-Grip
Rear Derailleur	Sram X9
Front Derailleur	Shimano Deore XT FD-M770 Top Swing, 34.9mm
Shifter	Sram X9 Trigger, 9-speed
Brakes	Formula R1 Magnesium hydr. Disc Brake (180/160mm)
Crankset	Shimano Deore XT FC-M770 Hol-lowtech II 44x32x22T., 175mm, Press-Fit BB
Cassette	Sram PG990 11-32T., 9-speed
Chain	Sram PC971 108 links
Rims/Wheelset	DT Swiss XPW1600 wheelset
Front Hub	see rims
Rear Hub	see rims
Spokes	see rims
Front Tire	Schwalbe Rocket Ron Kevlar Triple Compound 2.25
Rear Tire	Schwalbe Racing Ralph Kevlar Triple Compound 2.25
Inner Tubes	Schwalbe MTB light SV14
Rim Tape	Schwalbe 22-559
Pedals	Fasten Alu
Saddle	Fi'zi:k Tundra MG
Seatpost	Syntace P6 Aluminium 31.6mm
Seat Clamp	Scape Varioclose 34.9mm
Total weight*	ca. 10,3kg
Frame weight*	ca. 1400g

* smallest framesize without pedals - subject to changes without prior notice

REACTION XT

Frame	HPA 7005 Advanced Hydroform Triple Butted
Size	14", 16", 18", 20", 22", also as frame set
Color	Black Anodized
Fork	Rock Shox Reba Race U-turn 90-120mm, Motion Control, PopLoc
Headset	FSA Orbit Z semi-integrated
Stem	Syntace F139
Handlebar	Syntace Duraflite 2014 incl. RFR-Barends
Grips	CUBE Ultralight Screw-On-Race-Grip
Rear Derailleur	Shimano Deore XT RD-M772 Shadow
Front Derailleur	Shimano Deore XT FD-M770 Top Swing, 34.9mm
Shifter	Shimano Deore XT SL-M770 Rapidfire-Plus, 9-speed
Brakes	Shimano Deore XT BR-M775 hydr. Disc Brake (180/160mm)
Crankset	Shimano Deore XT FC-M770 Hol-lowtech II 44x32x22T., 175mm, Press-Fit BB
Cassette	Shimano CS-HG50 11-32T., 9-speed
Chain	Shimano CN-HG53 108 links
Rims/Wheelset	DT Swiss XPW1800 wheelset
Front Hub	see rims
Rear Hub	see rims
Spokes	see rims
Front Tire	Schwalbe Rocket Ron Kevlar Triple Compound 2.25
Rear Tire	Schwalbe Racing Ralph Kevlar Triple Compound 2.25
Inner Tubes	Schwalbe MTB light SV14
Rim Tape	Schwalbe 22-559
Pedals	Fasten Alu
Saddle	Fi'zi:k Tundra MG
Seatpost	RFR Prolight 31.6mm Setback
Seat Clamp	Scape Varioclose 34.9mm
Total weight*	ca. 10,7kg
Frame weight*	ca. 1400g

REACTION K18

Frame	HPA 7005 Advanced Hydroform Triple Butted
Size	14", 16", 18", 20", 22", also as frame set
Color	Black Anodized
Fork	Fox 32 Remote RL100, 100mm, Remote-Lockout
Headset	FSA Orbit Z semi-integrated
Stem	Syntace F139
Handlebar	Syntace Duraflite 2014 incl. RFR-Barends
Grips	CUBE Ultralight Screw-On-Race-Grip
Rear Derailleur	Shimano Deore XT RD-M772 Shadow
Front Derailleur	Shimano Deore XT FD-M770 Top Swing, 34.9mm
Shifter	Shimano Deore XT SL-M770 Rapidfire-Plus, 9-speed
Brakes	Formula Oro K18 hydr. Disc Brake (180/160mm)
Crankset	Shimano Deore XT FC-M770 Hol-lowtech II 44x32x22T., 175mm, Press-Fit BB
Cassette	Shimano CS-HG50 11-32T., 9-speed
Chain	Shimano CN-HG53 108 links
Rims/Wheelset	Sunringle Ryde XMB wheelset
Front Hub	see rims
Rear Hub	see rims
Spokes	see rims
Front Tire	Schwalbe Rocket Ron Kevlar Triple Compound 2.25
Rear Tire	Schwalbe Racing Ralph Kevlar Triple Compound 2.25
Inner Tubes	Schwalbe MTB light SV14
Rim Tape	Schwalbe 22-559
Pedals	Fasten Alu
Saddle	Fi'zi:k Tundra MG
Seatpost	RFR Prolight 31.6mm Setback
Seat Clamp	Scape Varioclose 34.9mm
Total weight*	ca. 11,0kg
Frame weight*	ca. 1400g

REACTION HS33

Frame	HPA 7005 Advanced Hydroform Triple Butted
Size	14", 16", 18", 20", 22", also as frame set
Color	Black Anodized
Fork	Fox 32 F100RL 100mm, Lockout Remote-Lockout
Headset	FSA Orbit Z semi-integrated
Stem	Syntace F139
Handlebar	Syntace Duraflite 2014 incl. RFR-Barends
Grips	CUBE Ultralight Screw-On-Race-Grip
Rear Derailleur	Shimano Deore XT RD-M772 Shadow
Front Derailleur	Shimano Deore XT FD-M770 Top Swing, 34.9mm
Shifter	Shimano SLX SL-M660 Rapidfire-Plus, 9-speed
Brakes	Magura HS33 hydr. Felgenbremse
Crankset	Shimano Deore XT FC-M770 Hol-lowtech II 44x32x22T., 175mm, Press-Fit BB
Cassette	Shimano CS-HG50 11-32T., 9-speed
Chain	Shimano CN-HG53 108 links
Rims/Wheelset	Alex EN24
Front Hub	Shimano Deore XT HB-M770
Rear Hub	Shimano Deore XT FH-M770
Spokes	DT Swiss Competition 2.0-1.8-2.0 schwarz
Front Tire	Schwalbe Rocket Ron Kevlar Triple Compound 2.25
Rear Tire	Schwalbe Racing Ralph Kevlar Triple Compound 2.25
Inner Tubes	Schwalbe MTB light AV14
Rim Tape	Schwalbe 22-559
Pedals	Fasten Alu
Saddle	Fi'zi:k Tundra MG
Seatpost	RFR Prolight 31.6mm Setback
Seat Clamp	Scape Varioclose 34.9mm
Total weight*	ca. 11,2kg
Frame weight*	ca. 1400g

super competition RACING

hpa HIGH PERFORMANCE ALUMINIUM

advanced HOUSTON DRIVING

ready for race GEOMETRY

FSS FRAME SAVE SYSTEM

onepiece DESIGN

laser DESIGN SURFACE



REACTION
BLACK ANODIZED
XT

MOUNTAIN
HARDTAIL / DIRT



Target group and intended use

- » Cross county race hardtail for professionals.

Frame features

- » HPA 7005 Advanced Hydroform, triple butted
- » Top-/Downtube Hydroformed with new Advanced Hydroforming – stability with less material
- » Cross ovalized tubes for high stability
- » Oversized section in head- and downtube area – to transfer energy into forward motion
- » Weldseam on top-/seattube and seat stay – One-Piece Design
- » RFR-Geometry with stretched sitting position for maximum speed and agile manoeuver
- » Disc only frame
- » Press-Fit – full integrated bearing-system for the best STW ratio
- » CNC machined and cold forged frame parts around the bearing fit ensuring rigidity and excellent heat dissipation
- » Super rigid 3D dropouts
- » Bottlecage mounting possibilities on seat- and downtube
- » Clean cable routing
- » Surface multilayer wet-paint
- » Complies with the new EU-Standards – DINplus tested by Velotech
- » Frame sizes available: 14", 16", 18", 20", 22"; also as frame set

Components

- » Syntace Duraflite 2014 Alu handlebar incl. RFR-Barends – lightweight and stable
- » CUBE Ultralight Screw-On-Race-Grip
- » Schwalbe Rocket Ron/Racing Ralph Kevlar – extremely lightweight folding tire with low rolling resistance and ideal traction
- » Fi'zi:k Tundra MG
- » RFR Prolight setback seatpost – for a dynamic seat position

Option XT

- » Rock Shox Reba Race U-Turn air spring suspension fork – rebound and compression adjustable, Lockout with Motion Control, PopLoc, U-Turn 90-120mm, travel adjustable – allows lowering of cockpit for enhanced climbing and sufficient reserves for fast downhill
- » Completely Shimano Deore XT Shadow equipped
- » DT Swiss XPW1800 – lightweight and stiff wheelset for good acceleration

Option K18

- » Fox 32 Remote RL100 air spring suspension fork – rebound adjustable, remote-lockout, 100mm travel
- » Shimano Deore XT Shadow/SLX shifting components
- » Formula Oro K18 hydr. Disc brake
- » Sunringle Ryde XMB wheelset – lightweight and stable wheelset

Spare Parts

- » mech hanger #130 rot

REACTION XT

Frame	HPA 7005 Advanced Hydroform Triple Butted
Size	14", 16", 18", 20", 22", also as frame set
Color	Racing Red
Fork	Rock Shox Reba Race U-turn 90-120mm, Motion Control, PopLoc
Headset	FSA Orbit Z semi-integrated
Stem	Syntace F139
Handlebar	Syntace Duraflite 2014 incl. RFR-Barends
Grips	CUBE Ultralight Screw-On-Race-Grip
Rear Derailleur	Shimano Deore XT RD-M772 Shadow
Front Derailleur	Shimano Deore XT FD-M770 Top Swing, 34.9mm
Shifter	Shimano Deore XT SL-M770 Rapidfire-Plus, 9-speed
Brakes	Shimano Deore XT BR-M775 hydr. Disc Brake (180/160mm)
Crankset	Shimano Deore XT FC-M770 Hollowtech II 44x32x22T., 175mm, Press-Fit BB
Cassette	Shimano CS-HG50 11-32T., 9-speed
Chain	Shimano CN-HG53 108 links
Wheelset	DT Swiss XPW1800 wheelset
Front Tire	Schwalbe Rocket Ron Kevlar Triple Compound 2.25
Rear Tire	Schwalbe Racing Ralph Kevlar Triple Compound 2.25
Inner Tubes	Schwalbe MTB light SV14
Rim Tape	Schwalbe 22-559
Pedals	Fasten Alu
Saddle	Fi'zi:k Tundra MG
Seatpost	RFR Prolight 31.6mm Setback
Seat Clamp	Scape Varioclose 34.9mm
Total weight*	ca. 10,8kg
Frame weight*	ca. 1480g

REACTION K18

Frame	HPA 7005 Advanced Hydroform Triple Butted
Size	14", 16", 18", 20", 22", also as frame set
Color	Racing Red
Fork	Fox 32 Remote RL100, 100mm, Remote-Lockout
Headset	FSA Orbit Z semi-integrated
Stem	Syntace F139
Handlebar	Syntace Duraflite 2014 incl. RFR-Barends
Grips	CUBE Ultralight Screw-On-Race-Grip
Rear Derailleur	Shimano Deore XT RD-M772 Shadow
Front Derailleur	Shimano Deore XT FD-M770 Top Swing, 34.9mm
Shifter	Shimano Deore XT SL-M770 Rapidfire-Plus, 9-speed
Brakes	Formula Oro K18 hydr. Disc Brake (180/160mm)
Crankset	Shimano Deore XT FC-M770 Hollowtech II 44x32x22T., 175mm, Press-Fit BB
Cassette	Shimano CS-HG50 11-32T., 9-speed
Chain	Shimano CN-HG53 108 links
Wheelset	Sunringle Ryde XMB wheelset
Front Tire	Schwalbe Rocket Ron Kevlar Triple Compound 2.25
Rear Tire	Schwalbe Racing Ralph Kevlar Triple Compound 2.25
Inner Tubes	Schwalbe MTB light SV14
Rim Tape	Schwalbe 22-559
Pedals	Fasten Alu
Saddle	Fi'zi:k Tundra MG
Seatpost	RFR Prolight 31.6mm Setback
Seat Clamp	Scape Varioclose 34.9mm
Total weight*	ca. 11,1kg
Frame weight*	ca. 1480g

super competition RACING

hpa HIGH PERFORMANCE ALUMINIUM

advanced RUCKSTÜTZUNG

ready for race GEOMETRY

FSS FRAME SAVE SYSTEM

onepiece DESIGN

wet paint SURFACE



REACTION
RACING RED
K 18

MOUNTAIN
HARDTAIL / DIRT





**MOUNTAIN
HARDTAIL / DIRT**

The LTD-series offers a wide range of products and cater the demands of most enthusiast mountainbikers.

Whether you use it for racing or marathons, cruising single tracks or just training, the LTD-series is always lightweight, stiff and ambitious. The corner stone of the LTD-series is a lightweight double butted frame made of 7005 alumin-

ium. The bikes are incredibly stiff at the head tube and bottom bracket due to the gussets and cross section ovalized down tube. The LTD-series has a comfortable but fast RFR geometry with sharp handling and stability for a pleasant ride.

Numerous CNC machined parts like the dropouts and the yoke reveal the LTD-series' high quality. All frames are equipped with the stiff 3D dropouts and threaded mech hanger also known as Frame Save System.

The quality build of the frame and the attention to detail contribute to a vertically compliant and stiff frame to transfer your energy into forward motion.

All our LTD models are built to the highest quality standards. Neat welds and an anodized or powder-coated finish are more than just looks, they make your bike timeless and easy to maintain.



MOUNTAIN
HARDTAIL / DIRT



Target group and intended use

- » Cross county hardtail designed with racing in mind.

Frame features

- » 7005er Aluminium Superlite, double butted
- » Cross ovalized downtube for high stability
- » Strengthened gussets in high stress areas
- » RFR-Geometry with shorter top tube for comfortable and relaxed sitting position
- » CNC machined Disc for excellent heat dissipation
- » Super rigid 3D dropouts
- » Frame Save System - replaceable mech hanger with thread in mech hanger
- » Clean cable routing
- » Bottlecage mounting possibilities on seat- and downtube
- » White Candy Blue: Surface multilayer impact-resistant powder coated, Black Anodized: Anodized and scratch-resistant surface with laser-design
- » Complies with the new EU-Standards - DINplus tested by Velotech
- » Frame sizes available: 16", 18", 20", 22"; also as frame set

Components

- » Rock Shox Reba SL air spring suspension fork - rebound and compression adjustable, Lockout with Motion Control, PopLoc, 100mm travel
- » Easton EA30 stem, oversized handlebar and seatpost
- » Shimano Deore XT Shadow/SLX shifting components
- » Formula Oro K18 hydr. Disc brake
- » Schwalbe Nobby Nic/Racing Ralph Bereifung - lightweight with low rolling resistance and ideal traction
- » Sunringle Ryde XMB wheelset - lightweight and stable wheelset
- » RFR Natural Shape 0.1 M - comfortable saddle

Spare Parts

- » Mech hanger #123 silver

LTD RACE

Frame	Alu Superlite 7005 Double Butted, RFR-Geometry
Size	16", 18", 20", 22", also as frame set
Color	White Candy Blue or Black Anodized
Fork	Rock Shox Reba SL 100mm, Motion Control, PopLoc
Headset	FSA No.10 semi-integrated
Stem	Easton EA30 Oversized
Handlebar	Easton EA30 Lowrider Oversized
Grips	CUBE Double Duometer
Rear Derailleur	Shimano Deore XT RD-M772 Shadow
Front Derailleur	Shimano SLX FD-M660 Top Swing, 34.9mm
Shifter	Shimano SLX SL-M660 Rapidfire-Plus, 9-speed
Brakes	Formula Oro K18 hydr. Disc Brake (180/160mm)
Crankset	Shimano SLX FC-M660 Hollowtech II 44x32x22T., 175mm, integrated BB
Cassette	Shimano CS-HG50 11-32T., 9-speed
Chain	Shimano CN-HG53 108 links
Wheelset	Sunringle Ryde XMB wheelset
Front Tire	Schwalbe Nobby Nic Triple Compound 2.25
Rear Tire	Schwalbe Racing Ralph Triple Compound 2.25
Inner Tubes	Schwalbe MTB Standard SV13
Rim Tape	Schwalbe 22-559
Pedals	Fasten Alu
Saddle	RFR Natural Shape 0.1 M
Seatpost	Easton EA30 31.6mm
Seat Clamp	Scape Varioclose 34.9mm
Total weight*	ca. 11,5kg (Blackline), 11,6kg (White Candy Blue)
Frame weight*	ca. 1750g (Blackline), 1850g (White Candy Blue)



LTD RACE
WHITE CANDY BLUE



LTD RACE
BLACK ANODIZED

MOUNTAIN
HARDTAIL / DIRT

Target group and intended use

- » Cross country hardtail designed with longer off-road rides in mind

Frame features

- » 7005er Aluminium Superlite, double butted
- » Cross ovalized downtube for high stability
- » Strengthened gussets in high stress areas
- » RFR-Geometry with shorter top tube for comfortable and relaxed sitting position
- » CNC machined Disc for excellent heat dissipation
- » Super rigid 3D dropouts
- » Frame Save System - replaceable mech hanger with thread in mech hanger
- » Clean cable routing
- » Bottlecage mounting possibilities on seat- and downtube
- » Black Candy Green: Surface multilayer impact-resistant powder coated, Black Anodized: Anodized and scratch-resistant surface with laser-design
- » Complies with the new EU-Standards - DINplus tested by Velotech
- » Frame sizes available: 16", 18", 20", 22"; also as frame set

Components

- » Rock Shox Reba SL air spring suspension fork - rebound and compression adjustable, Lockout with Motion Control, PopLoc, 100mm travel
- » Easton EA30 stem, oversized handlebar and seatpost
- » Shimano Deore XT Shadow/SLX/Deore components
- » Formula Oro K18 hydr. Disc brake
- » Schwalbe Nobby Nic/Racing Ralph Bereifung - lightweight with low rolling resistance and ideal traction
- » RFR ZX24 rims with M525 Disc hubs - lightweight and stable wheelset
- » RFR Natural Shape 0.1 M - comfortable saddle

Spare Parts

- » Mech hanger #123 silver

LTD TEAM

Frame	Alu Superlite 7005 Double Butted, RFR-Geometry
Size	16", 18", 20", 22", also as frame set
Color	Black Candy Green or Black Anodized
Fork	Rock Shox Reba SL 100mm, Motion Control, PopLoc
Headset	FSR No.10 semi-integrated
Stem	Easton EA30 Oversized
Handlebar	Easton EA30 Lowrider Oversized
Grips	CUBE Double Duometer
Rear Derailleur	Shimano Deore XT RD-M772 Shadow
Front Derailleur	Shimano SLX FD-M660 Top Swing, 34.9mm
Shifter	Shimano Deore SL-M530 Rapidfire-Plus, 9-speed
Brakes	Formula Oro K18 hydr. Disc Brake (180/160mm)
Crankset	Shimano Deore FC-M532 2-Piece 44x32x22T., 175mm, integrated BB
Cassette	Shimano CS-HG50 11-32T., 9-speed
Chain	Shimano CN-HG53 108 links
Rims	RFR ZX24
Front Hub	Shimano Disc HB-M525
Rear Hub	Shimano Disc FH-M525
Spokes	DT Swiss Champion 2.0 black
Front Tire	Schwalbe Nobby Nic Triple Compound 2.25
Rear Tire	Schwalbe Racing Ralph Triple Compound 2.25
Inner Tubes	Schwalbe MTB AV13
Rim Tape	Schwalbe 22-559
Pedals	Fasten Alu
Saddle	RFR Natural Shape 0.1 M
Seatpost	Easton EA30 31.6mm
Seat Clamp	Scape Varioclose 34.9mm
Total weight*	ca. 11,8kg (Black Anodized), 12,0kg (Black Candy Green)
Frame weight*	ca. 1,750g (Black Anodized), 1,850g (Black Candy Green)



LTD TEAM
BLACK CANDY GREEN



LTD TEAM
BLACK ANODIZED

MOUNTAIN
HARDTAIL / DIRT

Target group and intended use

- » Cross country hardtail designed with marathon potential.

Frame features

- » 7005er Aluminium Superlite, double butted
- » Cross ovalized downtube for high stability
- » Strengthened gussets in high stress areas
- » RFR-Geometry with shorter top tube for comfortable and relaxed sitting position
- » CNC machined Disc for excellent heat dissipation
- » Super rigid 3D dropouts
- » Frame Save System - replaceable mech hanger with thread in mech hanger
- » Clean cable routing
- » Bottlecage mounting possibilities on seat- and downtube
- » White Candy Red: Surface multilayer impact-resistant powder coated, Black Anodized: Anodized and scratch-resistant surface with laser-design
- » Complies with the new EU-Standards - DINplus tested by Velotech
- » Frame sizes available: 16", 18", 20", 22"; also as frame set

Components

- » Rock Shox Tora SL Solo Air - suspension fork with PopLoc und Lockout, 100mm travel
- » Easton EA30 stem, oversized handlebar and seatpost
- » Shimano Deore XT Shadow/SLX/Deore components
- » Stroker Trail hydr. Disc brake for perfect brake performance
- » Schwalbe Nobby Nic/Racing Ralph Bereifung - lightweight with low rolling resistance and ideal traction
- » RFR ZX24 rims with M525 Disc hubs - lightweight and stable wheelset
- » RFR Natural Shape 0.1 M - comfortable saddle

Spare Parts

- » Mech hanger #123 silver

LTD PRO

Frame	Alu Superlite 7005 Double Butted, RFR-Geometry
Size	16", 18", 20", 22", also as frame set
Color	White Candy Red or Black Anodized
Fork	Rock Shox Tora SL Solo Air 100mm, PopLoc
Headset	FSA No.10 semi-integrated
Stem	Easton EA30 Oversized
Handlebar	Easton EA30 Lowriser Oversized
Grips	CUBE Double Duometer
Rear Derailleur	Shimano Deore XT RD-M772 Shadow
Front Derailleur	Shimano SLX FD-M660 Top Swing, 34.9mm
Shifter	Shimano Deore SL-M530 Rapidfire-Plus, 9-speed
Brakes	Stroker Trail hydr. Disc Brake (180/160mm)
Crankset	Shimano Deore FC-M532 2-Piece 44x32x22T., 175mm, integrated BB
Cassette	Shimano CS-HG50 11-32T., 9-speed
Chain	Shimano CN-HG53 108 links
Rims	RFR ZX24
Front Hub	Shimano Disc HB-M525
Rear Hub	Shimano Disc FH-M525
Spokes	DT Swiss Champion 2.0 black
Front Tire	Schwalbe Nobby Nic Triple Compound 2.25
Rear Tire	Schwalbe Racing Ralph Triple Compound 2.25
Inner Tubes	Schwalbe MTB AV13
Rim Tape	Schwalbe 22-559
Pedals	Fasten Alu
Saddle	RFR Natural Shape 0.1 M
Seatpost	Easton EA30 31.6mm
Seat Clamp	Scape Varioclose 34.9mm
Total weight*	ca. 12,2kg (Black Anodized), 12,4kg (White Candy Red)
Frame weight*	ca. 1750g (Black Anodized), 1850g (Black Candy Red)



LTD PRO
WHITE CANDY RED



LTD PRO
BLACK ANODIZED

MOUNTAIN
HARDTAIL / DIRT

Target group and intended use

- » Cross country hardtail designed for touring and training.

Frame features

- » 7005er Aluminium Superlite, double butted
- » Cross ovalized downtube for high stability
- » Strengthened gussets in high stress areas
- » RFR-Geometry with shorter top tube for comfortable and relaxed sitting position
- » CNC machined Disc for excellent heat dissipation
- » Super rigid 3D dropouts
- » Frame Save System - replaceable mech hanger with thread in mech hanger
- » Clean cable routing
- » Bottlecage mounting possibilities on seat- and downtube
- » Black Anodized: Anodized and scratch-resistant surface with laser-design. White Candy Black: Surface multilayer impact-resistant powder coated
- » Complies with the new EU-Standards - DINplus tested by Velotech
- » Frame sizes available: 16", 18", 20", 22"; also as frame set

Components

- » Easton EA30 stem, oversized handlebar and seatpost
- » Schwalbe Nobby Nic/Racing Ralph Bereifung - lightweight with low rolling resistance and ideal traction
- » RFR Natural Shape 0.1 M - comfortable saddle

Option Disc

- » Rock Shox Tora SL Coil - suspension fork, PopLoc, 100mm travel
- » Shimano Deore XT Shadow/SLX/Deore components
- » Stroker Ryde hydr. Disc brake for perfect brake performance
- » RFR ZX24 rims with M525 Disc hubs - lightweight and stable wheelset
- » RFR Natural Shape 0.1 M - comfortable saddle

Option HS33

- » Rock Shox Dart 3 - sspension fork with PopLoc und Lockout, 100mm travel
- » Shimano Deore XT Shadow/SLX/Deore components
- » Magura HS33 hydr. Caliper Brakes - low-maintenance
- » Alex EN24 - light and stable

Spare Parts

- » Mech hanger #123 silver

LTD COMP DISC

Frame	Alu Superlite 7005 Double Butted, RFR-Geometry
Size	16", 18", 20", 22", also as frame set
Color	Black Anodized
Fork	Rock Shox Tora SL Coil 100mm, PopLoc
Headset	FSA No.10 semi-integrated
Stem	Easton EA30 Oversized
Handlebar	Easton EA30 Lowrider Oversized
Grips	CUBE Double Duometer
Rear Derailleur	Shimano Deore XT RD-M772 Shadow
Front Derailleur	Shimano SLX FD-M660 Top Swing, 34.9mm
Shifter	Shimano Deore SL-M530 Rapidfire-Plus, 9-speed
Brakes	Stroker Ryde hydr. Disc Brake (180/160mm)
Crankset	Shimano FC-M442 Octalink, 44x32x22T., 175mm, BB Shimano BB-ES25
Cassette	Shimano CS-HG50 11-32T., 9-speed
Chain	Shimano CN-HG53 108 links
Rims	RFR ZX24
Front Hub	Shimano Disc HB-M525
Rear Hub	Shimano Disc FH-M525
Spokes	DT Swiss Champion 2.0 black
Front Tire	Schwalbe Nobby Nic Triple Compound 2.25
Rear Tire	Schwalbe Racing Ralph Triple Compound 2.25
Inner Tubes	Schwalbe MTB AV13
Rim Tape	Schwalbe 22-559
Pedals	Fasten Alu
Saddle	RFR Natural Shape 0.1 M
Seatpost	Easton EA30 31.6mm
Seat Clamp	Scape Varioclose 34.9mm
Total weight*	ca. 12,6kg
Frame weight*	ca. 1750g

LTD COMP HS33

Frame	Alu Superlite 7005 Double Butted, RFR-Geometry
Size	16", 18", 20", 22", also as frame set
Color	White Candy Black
Fork	Rock Shox Dart 3 100mm, PopLoc
Headset	FSA No.10 semi-integrated
Stem	Easton EA30 Oversized
Handlebar	Easton EA30 Lowrider Oversized
Grips	CUBE Double Duometer
Rear Derailleur	Shimano Deore XT RD-M772 Shadow
Front Derailleur	Shimano SLX FD-M660 Top Swing, 34.9mm
Shifter	Shimano Deore SL-M530 Rapidfire-Plus, 9-speed
Brakes	Magura HS33 hydr. Caliper Brake
Crankset	Shimano FC-M442 Octalink, 44x32x22T., 175mm, BB Shimano BB-ES25
Cassette	Shimano CS-HG50 11-32T., 9-speed
Chain	Shimano CN-HG53 108 links
Rims	Alex EN24
Front Hub	Shimano Deore LX HB-T660
Rear Hub	Shimano Deore LX FH-T660
Spokes	DT Swiss Stainless 2.0
Front Tire	Schwalbe Nobby Nic Triple Compound 2.25
Rear Tire	Schwalbe Racing Ralph Triple Compound 2.25
Inner Tubes	Schwalbe MTB AV13
Rim Tape	Schwalbe 22-559
Pedals	Fasten Alu
Saddle	RFR Natural Shape 0.1 M
Seatpost	Easton EA30 31.6mm
Seat Clamp	Scape Varioclose 34.9mm
Total weight*	ca. 12,7kg
Frame weight*	ca. 1850g



LTD COMP
WHITE CANDY BLACK
HS33



LTD COMP
BLACK ANODIZED
DISC

MOUNTAIN
HARDTAIL / DIRT



Comfort, longevity and dependable quality are the focus of our COMP series

The COMP Series models are specially made for leisure sports enthusiasts who look for challenges offroad and need a comfortable, lightweight and reliable hardtail.

The frame of the COMP-series is made of hi-tech aluminium 7005 that has undergone a heat treatment. This aluminium is very stiff, fatigue-resistant, has a very good tensile strength and is corrosion resilient.

The lower frame tube is ovalized in two perpendicular planes and features an extra welded-on gusset to spread the forces on the headtube. This makes for a frame that is very impact-resistant lengthwise. The oversized seat tube, down tube and rear forks are responsible for a very good lateral stiffness as well.

The frame layout of our COMP-series is such that the combination of materials, geometry and suspension is the optimal tool for sporting and comfortable mountain biking.

To reach this goal, we have undertaken a comprehensive package of measures:

In view of the touring character, the RFR frame geometry with its shorter top tube is completely dedicated to a relaxed, comfortable riding position and pleasant riding characteristics. We choose high-end suspension forks with a lockout. We added an ergonomic saddle and wide handlebars. The wide Schwalbe tyres not only offer good off road grip, but they absorb shocks as well.

Clean cable routing under the top tube prevents friction of the cable. This is just one of the useful details, like the provisions for luggage carriers and two bottle cages.

*The 27-speed models **ACID**, **ATTENTION** and **ANALOG** each have hydraulic disc brakes, and the **ANALOG** is also available with a mechanical disc brake. The 24-speed AIM has the provision for disc brakes.*

Balanced riding characteristics, a good riding position and excellent quality are the main virtues of our COMP series models. These positive qualities make them a faithful partner for a long and carefree cycling life.



MOUNTAIN
HARDTAIL / DIRT



Target group and intended use

- » Hard tail with comfortable position for longer rides.

Frame features

- » 7005er Aluminium Lite, heat treated
- » Cross ovalized downtube for high stability
- » Strengthened gussets in high stress areas
- » RFR-Geometry with shorter top tube for comfortable and relaxed sitting position
- » replaceable hanger
- » Clean cable routing
- » Bottlecage mounting possibilities on seat- and downtube
- » Surface multilayer wet-paint
- » Complies with the new EU-Standards - DINplus tested by Velotech
- » Frame sizes available: 14", 16", 18", 20", 22"

Components

- » Rock Shox Dart 3 - sspension fork with PopLoc und Lockout, 80mm travel
- » FSA stem and handlebar
- » Shimano Deore XT Shadow/Deore components
- » Stroker Ryde hydr. Disc brake for perfect brake performance
- » RFR ZX24 rims with M525 Disc hubs - lightweight and stable wheelset
- » Schwalbe Smart Sam 2.1 - tire for comfort and safety
- » Scape Active 5 - comfortable saddle

Spare Parts

- » Mech hanger #121 silver

ACID

Frame	Alu Lite 7005 RFR-Geometry
Size	14", 16", 18", 20", 22"
Color	White Candy Blue or Black'n'Grey
Fork	Rock Shox Dart 3 80mm, PopLoc
Headset	FSA No.10 semi-integrated
Stem	FSA OS190 Oversized
Handlebar	FSA XC300 Lowrider Oversized
Grips	CUBE Double Duometer
Rear Derailleur	Shimano Deore XT RD-M772 Shadow
Front Derailleur	Shimano Deore FD-M530 Top Swing, 34.9mm
Shifter	Shimano Deore SL-M530 Rapidfire-Plus, 9-speed
Brakes	Stroker Ryde hydr. Disc Brake (180/160mm)
Crankset	Shimano FC-M442 Octalink, 44x32x22T., 175mm, BB Shimano BB-ES25
Cassette	Shimano CS-HG50 11-32T., 9-speed
Chain	Shimano CN-HG53 108 links
Rims	RFR ZX24
Front Hub	Shimano Disc HB-M525
Rear Hub	Shimano Disc FH-M525
Spokes	DT Swiss Stainless 2.0
Front Tire	Schwalbe Smart Sam 2.1
Rear Tire	Schwalbe Smart Sam 2.1
Inner Tubes	Schwalbe MTB AV13
Rim Tape	Schwalbe 22-559
Pedals	Fasten Alu
Saddle	Scape Active 5
Seatpost	Scape Light 31.6mm
Seat Clamp	Scape Varioclose 34.9mm
Total weight*	ca. 12.7Kg
Frame weight*	ca. 1900g



ACID
WHITE CANDY BLUE



ACID
BLACK'N'GREY

MOUNTAIN
HARDTAIL / DIRT

Target group and intended use

» *Comfortable and reliable hardtail.*

Frame features

- » *7005er Aluminium Lite, heat treated*
- » *Cross ovalized downtube for high stability*
- » *Strengthened gussets in high stress areas*
- » *RFR-Geometry with shorter top tube for comfortable and relaxed sitting position*
- » *replaceable hanger*
- » *Clean cable routing*
- » *Bottlecage mounting possibilities on seat- and downtube*
- » *Surface multilayer wet-paint*
- » *Complies with the new EU-Standards - DINplus tested by Velotech*
- » *Frame sizes available: 14", 16", 18", 20", 22"*

Components

- » *Suntour XCM Lockout, 80mm travel*
- » *FSA stem and handlebar*
- » *Shimano Deore XT Shadow/Deore components*
- » *Shimano M485 hydr. Scheibenbremsen for good brake performance*
- » *RFR ZX24 rims with RM65 Disc hubs - lightweight and stable wheelset*
- » *Schwalbe Smart Sam 2.1 - tire for comfort and safety*
- » *Scape Active 5 - comfortable saddle*

Spare Parts

- » *Mech hanger #121 silver*

ATTENTION

Frame	<i>Alu Lite 7005 RFR-Geometry</i>
Size	<i>14", 16", 18", 20", 22"</i>
Color	<i>White'n'Black or Black'n'Grey</i>
Fork	<i>Suntour XCM Lockout 80mm</i>
Headset	<i>FSA No.10 semi-integrated</i>
Stem	<i>FSA 05190 Oversized</i>
Handlebar	<i>FSA XC300 Lowrider Oversized</i>
Grips	<i>CUBE Double Duometer</i>
Rear Derailleur	<i>Shimano Deore XT RD-M772 Shadow</i>
Front Derailleur	<i>Shimano Deore FD-M530 Top Swing, 34.9mm</i>
Shifter	<i>Shimano Deore SL-M530 Rapidfire-Plus, 9-speed</i>
Brakes	<i>Shimano BR-M485 hydr. Disc Brake (180/160mm)</i>
Crankset	<i>Shimano FC-M442 44x32x22T., 175mm, BB Shimano BB-UN26</i>
Cassette	<i>Shimano CS-HG50 11-32T., 9-speed</i>
Chain	<i>Shimano CN-HG53 108 links</i>
Rims	<i>RFR ZX24</i>
Front Hub	<i>Shimano Disc HB-RM65</i>
Rear Hub	<i>Shimano Disc FH-RM65</i>
Spokes	<i>DT Swiss Stainless 2.0</i>
Front Tire	<i>Schwalbe Smart Sam 2.1</i>
Rear Tire	<i>Schwalbe Smart Sam 2.1</i>
Inner Tubes	<i>Schwalbe MTB AV13</i>
Rim Tape	<i>Schwalbe 22-559</i>
Pedals	<i>Fasten Alu</i>
Saddle	<i>Scape Active 5</i>
Seatpost	<i>Scape Light 31.6mm</i>
Seat Clamp	<i>Scape Varioclose 34.9mm</i>
Total weight*	<i>ca. 12,8kg</i>
Frame weight*	<i>ca. 1900g</i>



ATTENTION
WHITE'N'BLACK



ATTENTION
BLACK'N'GREY

MOUNTAIN
HARDTAIL / DIRT

Target group and intended use

- » Solid hardtail with the right handling characteristics for tour and fitness.

Frame features

- » 7005er Aluminium Lite, heat treated
- » Cross ovalized downtube for high stability
- » Strengthened gussets in high stress areas
- » RFR-Geometry with shorter top tube for comfortable and relaxed sitting position
- » replaceable hanger
- » Clean cable routing
- » Bottlecage mounting possibilities on seat- and downtube
- » Surface multilayer wet-paint
- » Complies with the new EU-Standards - DINplus tested by Velotech
- » Frame sizes available: 14", 16", 18", 20", 22"

Components

- » Suntour XCM Lockout, 80mm travel
- » FSA stem and handlebar
- » Shimano Deore shifting components
- » Schwalbe Smart Sam 2.1 - tire for comfort and safety
- » Scape Active 5 - comfortable saddle

Option Disc

- » Shimano M416 mech. Disc brake for good brake performance
- » RFR ZX24 rims with RM65 Disc hubs - lightweight and stable wheelset

Option V-Brake

- » Shimano V-Brake M422 - Cantilever Brakes
- » Alex EN24 - light and stable

Spare Parts

- » Mech hanger #121 silver

ANALOG DISC

Frame	Alu Lite 7005 RFR-Geometry
Size	14", 16", 18", 20", 22"
Color	Black'n'Grey
Fork	Suntour XCM Lockout 80mm
Headset	FSA No.10 semi-integrated
Stem	FSA 05190 Oversized
Handlebar	FSA XC300 Lowrider Oversized
Grips	CUBE Double Duometer
Rear Derailleur	Shimano Deore RD-M531 Top Normal
Front Derailleur	Shimano Deore FD-M530 Top Swing, 34.9mm
Shifter	Shimano Deore SL-M530 Rapidfire-Plus, 9-speed
Brakes	Shimano BR-M416 mech. Scheibenbremse (180/160mm)
Crankset	Shimano FC-M442 44x32x22T., 175mm, BB Shimano BB-UN26
Cassette	Shimano CS-HG50 11-32T., 9-speed
Chain	Shimano CN-HG53 108 links
Rims	RFR ZX24
Front Hub	Shimano Disc HB-RM65
Rear Hub	Shimano Disc FH-RM65
Spokes	DT Swiss Stainless 2.0
Front Tire	Schwalbe Smart Sam 2.1
Rear Tire	Schwalbe Smart Sam 2.1
Inner Tubes	Schwalbe MTB AV13
Rim Tape	Schwalbe 22-559
Pedals	Fasten Alu
Saddle	Scape Active 5
Seatpost	Scape Light 31.6mm
Seat Clamp	Scape Varioclose 34.9mm
Total weight*	ca. 13,3kg
Frame weight*	ca. 1900g

ANALOG V-BRAKE

Frame	Alu Lite 7005 RFR-Geometry
Size	14", 16", 18", 20", 22"
Color	White Candy Green
Fork	Suntour XCM Lockout 80mm
Headset	FSA No.10 semi-integrated
Stem	FSA 05190 Oversized
Handlebar	FSA XC300 Lowrider Oversized
Grips	CUBE Double Duometer
Rear Derailleur	Shimano Deore RD-M531 Top Normal
Front Derailleur	Shimano Deore FD-M530 Top Swing, 34.9mm
Shifter	Shimano Deore SL-M530 Rapidfire-Plus, 9-speed
Brakes	Shimano BR-M422 V-Brake/BL-M421 Brakelever
Crankset	Shimano FC-M442 44x32x22T., 175mm, BB Shimano BB-UN26
Cassette	Shimano CS-HG50 11-32T., 9-speed
Chain	Shimano CN-HG53 108 links
Rims	RFR ZX24
Front Hub	Shimano HB-RM40
Rear Hub	Shimano FH-RM30
Spokes	DT Swiss Stainless 2.0
Front Tire	Schwalbe Smart Sam 2.1
Rear Tire	Schwalbe Smart Sam 2.1
Inner Tubes	Schwalbe MTB AV13
Rim Tape	Schwalbe 22-559
Pedals	Fasten Alu
Saddle	Scape Active 5
Seatpost	Scape Light 31.6mm
Seat Clamp	Scape Varioclose 34.9mm
Total weight*	ca. 13,6kg
Frame weight*	ca. 1900g



ANALOG
BLACK'N'GREY
DISC



ANALOG
WHITE CANDY GREEN
V-BRAKE

MOUNTAIN
HARDTAIL / DIRT

Target group and intended use

- » Reliable hardtail with comfortable position. 24-speed.

Frame features

- » 6061er Aluminium, heat treated
- » Cross ovalized downtube for high stability
- » Strengthened gussets in high stress areas
- » RFR-Geometry with shorter top tube for comfortable and relaxed sitting position
- » replaceable hanger
- » Clean cable routing
- » Bottlecage mounting possibilities on seat- and downtube
- » Surface multilayer wet-paint
- » Complies with the new EU-Standards - DINplus tested by Velotech
- » Frame sizes available: 14", 16", 18", 20", 22"

Components

- » Suntour XCM Lockout, 80mm travel
- » FSA stem and handlebar
- » Shimano Alivio Rear Derailleur, EZ-Fire Shifter/ Brakelever
- » Shimano V-Brake M422 - Cantilever Brakes
- » Schwalbe Smart Sam 2.1 - tire for comfort and safety
- » Scape Active 4 - a little wider saddle for much comfort

Spare Parts

- » Mech hanger #121 silver

AIM

Frame	Alu 6061 RFR-Geometry
Size	14", 16", 18", 20", 22"
Color	White'n'Black or Cold Black
Fork	Suntour XCM Lockout 80mm
Headset	Ritchey Logic OE semi-integrated
Stem	FSA OS190 Oversized
Handlebar	FSA XC300 Lowrider Oversized
Grips	Scape
Rear Derailleur	Shimano Alivio RD-M410 Top Normal
Front Derailleur	Shimano FD-M310 Top Swing 34.9mm
Shifter	Shimano STEF60 EZ Fire Plus, 8-speed
Brakes	Shimano BR-M422 V-Brake front&rear
Crankset	Shimano Acera FC-M361 42x32x22T., 170mm, BB Shimano BB-UN26
Cassette	Shimano CS-HG30 11-30T., 8-speed
Chain	Shimano CN-HG50 108 links
Rims	Rigida Sphinx 17
Front Hub	Shimano HB-RM40
Rear Hub	Shimano FH-RM30
Spokes	Stainless 2.0
Front Tire	Schwalbe Smart Sam 2.1
Rear Tire	Schwalbe Smart Sam 2.1
Inner Tubes	Kenda AV
Rim Tape	Kenda
Pedals	Fasten Alu
Saddle	Scape Active 4
Seatpost	Scape Light 30.4mm
Seat Clamp	Scape Varioclose 34.9mm
Total weight*	ca. 13,3Kg
Frame weight*	ca. 1950g



AIM
WHITE'N'BLACK



AIM
COLD BLACK

MOUNTAIN
HARDTAIL / DIRT

Target group and intended use

» Dirtbike for bikepark and inner city use

Frame features

- » 7005er Hard Ride CNC Aluminium
- » 1 1/2" Headtube for max. stability
- » Strengthened gussets in high stress areas
- » Special headset allows front brake cable to run through head tube
- » Adjustable dropouts to change the wheelbase or tension the chain during singlespeed use
- » Surface multilayer impact-resistant powder coated
- » Complies with the new EU-Standards - DINplus tested by Velotech
- » Frame sizes available: 14"; also as frame set

Components

- » Marzocchi Dirtjumper 2 air spring suspension fork - thru axle, Aluminium inner legs and thru axle for max. stability, 100mm travel
- » Truvativ Hussefelt components - extremely stable handlebar and stem
- » CUBE Fritzz Screw-On-Grip
- » FSA Gravity Moto X - extremely stable crankset
- » Stroker Trail hydr. Disc brake for perfect brake performance
- » Truvativ Box Guide chainguide
- » Sunringle Single Track rims with Schwalbe Table Top Kevlar tires - extremely stable wheelset
- » Saddle SDG Skylite I-Beam
- » Seatpost SDG I-Beam

Test results

» Mountainbike Rider 03/06: "Super"

Spare Parts

- » Mech hanger #133 black
- » Mech hanger #132 black

FLYING CIRCUS

Frame	Alu 7005 CNC Hardride
Size	14", also as frame set
Color	Orange'n'Cocoa
Fork	Marzocchi Dirtjumper 2 100mm, Through axle
Headset	FSA Orbit DL 1.5R
Stem	Truvativ Hussefelt
Handlebar	Truvativ Hussefelt
Grips	CUBE Fritzz Screw-On-Grip
Rear Derailleur	Shimano Deore RD-M530
Chain Guide	Truvativ ISC6 Box Guide
Shifter	Shimano Deore SL-M530 Rapidfire-Plus, 9-speed
Brakes	Stroker Trail hydr. Disc Brake (180/160mm)
Crankset	FSA Gravity Moto X 36T., 170mm, BB FSA Megaexo
Cassette	Shimano CS-HG50 11-32T., 9-speed
Chain	Shimano CN-HG53 108 links
Rims	Sun Single Track
Front Hub	Formula For Through axle
Rear Hub	Shimano Disc FH-M525
Spokes	DT Swiss Stainless 2.0
Front Tire	Schwalbe Table Top Kevlar Triple Compound 2.25
Rear Tire	Schwalbe Table Top Kevlar Triple Compound 2.25
Inner Tubes	Schwalbe MTB AV13
Rim Tape	Schwalbe 25-559
Pedals	Flat Pedal Pro
Saddle	SDG Skylite I-Beam
Seatpost	SDG I-Beam 30.9mm
Seat Clamp	Scape Varioclose 34.9mm
Total weight*	ca. 14,45kg
Frame weight*	ca. 2100g

 | dirt SERIES

FLYING CIRCUS

773

 | powder COATED



FLYING CIRCUS
ORANGE'N'COCOA

MOUNTAIN
HARDTAIL / DIRT





LTD CC

Frame	<i>Alu Lite 7005 RFR-Geometry</i>
Size	<i>14", 16", 18", 20", 22"</i>
Color	<i>White Black Print</i>
Fork	<i>Rock Shox Reba SL 80mm, Motion Control, PopLoc</i>
Headset	<i>FSA No.10 semi-integrated</i>
Stem	<i>Easton EA30 Oversized</i>
Handlebar	<i>Easton EA30 Lowriser Oversized</i>
Grips	<i>CUBE Double Duometer</i>
Rear Derailleur	<i>Shimano Deore XT RD-M772 Shadow</i>
Chain Guide	<i>Shimano Deore XT FD-M770 Top Swing, 34.9mm</i>
Shifter	<i>Shimano Deore XT SL-M770 Rapidfire-Plus, 9-speed</i>
Brakes	<i>Stroker Trail hydr. Disc Brake (180/160mm)</i>
Crankset	<i>Shimano Deore XT FC-M770 Hollowtech II 44x32x22T., 175mm, integrated BB</i>
Cassette	<i>Shimano CS-HG50 11-32T., 9-speed</i>
Chain	<i>Shimano CN-HG53 108 links</i>
Rims	<i>RFR ZX24</i>
Front Hub	<i>Shimano Deore XT Disc HB-M756</i>
Rear Hub	<i>Shimano Deore XT Disc FH-M756</i>
Spokes	<i>DT Swiss Stainless 2.0</i>
Front Tire	<i>Schwalbe Nobby Nic Triple Compound 2.25</i>
Rear Tire	<i>Schwalbe Racing Ralph Triple Compound 2.25</i>
Inner Tubes	<i>Schwalbe MTB AV13</i>
Rim Tape	<i>Schwalbe 22-559</i>
Pedals	<i>Fasten Alu</i>
Saddle	<i>Scape Active 5</i>
Seatpost	<i>Scape Light 31.6mm</i>
Seat Clamp	<i>Scape Varioclose 34.9mm</i>
Total weight*	<i>ca. 11.8kg</i>
Frame weight*	<i>ca. 1900g</i>

ltd SERIES

aluminium SUPERLITE

ready for race GEOMETRY

FSS FORMER SAVE SYSTEM

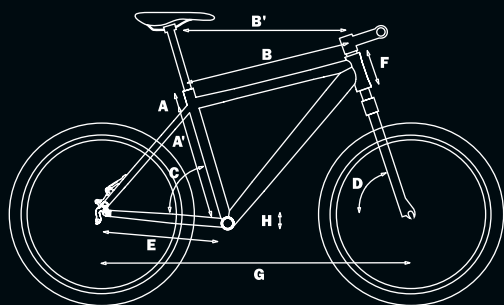
powder COATED



LTD CC
WHITE BLACK PRINT

MOUNTAIN
HARDTAIL / DIRT





MOUNTAIN
HARDTAIL / DIRT

	ELITE HPC				ELITE HPT				REACTION				
Framesize	16"	18"	20"	22"	16"	18"	20"	22"	14"	16"	18"	20"	22"
Seat tube [mm]	A 410	460	500	550	405	450	490	510	355	405	450	490	510
Seat tube center-center [mm]	A' 360	410	450	500	340	385	425	475	295	340	385	425	475
Top tube [mm]	B 547	573	592	610	545	560	578	594	521	545	560	578	594
Top tube horizontal [mm]	B' 570	595	612	625	570	588	605	620	536	570	588	605	620
Seat tube angle [Degrees]	C 74	74	74	74	72	72	72	72	72,5	72	72	72	72
Head tube angle [Degrees]	D 71	71	71	71	70	70	70	70	69,5	70	70	70	70
Chainstays [mm]	E 420	420	420	420	420	420	420	420	420	420	420	420	420
Head tube [mm]	F 112	122	132	152	85	95	110	130	95	95	105	120	140
Wheelbase [mm]	G 1042	1068	1085	1099	1041	1059	1077	1092	1017	1041	1059	1077	1092
BB-Height to hub [mm]	H -40	-40	-40	-40	-31	-31	-31	-31	-31	-31	-31	-31	-31
Frameset *	X	X	X	X	X	X	X	X	X	X	X	X	X

	LTD RACE, TEAM, PRO, COMP				ACID, ATTENTION, ANALOG, AIM				FLYING CIRCUS		
Framesize	16"	18"	20"	22"	14"	16"	18"	20"	22"	L 18"	14"
Seat tube [mm]	A 405	450	490	540	360	410	460	510	560	460	360
Seat tube center-center [mm]	A' 345	490	430	480	305	355	405	455	505	215	310
Top tube [mm]	B 536	555	574	596	513	529	549	574	591	550	552
Top tube horizontal [mm]	B' 561	583	604	621	527	550	572	596	610	571	580
Seat tube angle [Degrees]	C 72	72	72	72	73,5	73,5	73,5	73,5	73,5	73,5	71
Head tube angle [Degrees]	D 70	70	70	70	71	71	71	71	71	71	69
Chainstays [mm]	E 420	420	420	420	420	420	420	420	420	420	405-425
Head tube [mm]	F 100	110	130	150	100	120	140	160	180	140	120
Wheelbase [mm]	G 1032	1054	1076	1094	1007	1030	1053	1079	1094	1053	1045-1065
BB-Height to hub [mm]	H -31	-31	-31	-31	-35	-35	-35	-35	-35	-35	-40
Frameset *	X	X	X	X							

* Frameset includes frame, headset, seat clamp and seatpost



Road cycling is not just a sport, it's a way of life.

For a life in the fast lane one needs a well defined and perfect geometry, excellent fitting and well balanced material, attention to detail and the finest components.

At Cube we use several different types of material to build the finest bikes money can buy. We use High

Performance Composite carbon, exclusive High Performance Titanium and the best aluminium. The top of the range components and the exceptional good looks are the finishing touch on our road bikes.

Within our 2009 road bike collection we offer a high speed bike for everyone. Our road and cyclocross bikes have exceptional good looks and are

built from the finest materials with the highest standard of technology. The result is a durable high quality bike that stands out of the masses.

Tradition is our Inspiration

Our range of **LITENING** bikes goes way back... High quality and class combined with state-of-the-art features. Low weight, the best racing properties, enough comfort and high stiffness are the deciding criteria for designing our **LITENING** bikes.

For 2009, the **LITENING SUPER HPC** and the **LITENING HPC** are on a par.

The **LITENING HPC** is the culmination of the best things of the past: it steers like a dream, has the best stiffness rates and is very efficient with the riders' energy.

Pure race-bred, as the test in **ROADBIKE** (03/08) has proven: all round winner!

The **LITENING SUPER HPC** and the **LITENING HPC** have the same geometry, a balanced mix of agility and comfort, plus added straight line safety.

Whether sprinting for gold, or negotiating a curvy descent: both bikes will feel like a piece of yourself.

But that is what you expect from a **CUBE**...

New on the **LITENING SUPER HPC** is the conically butted steerer tube, which hold a low maintenance headset, which makes steering even more precise.

The **BB** gets a press-fit bearing, which has a wider shell - a sturdier mounting Point for rear triangle and frame tubes - plus more **BB** stability.



Thinner seatstays can flex just that little bit more, giving the rider more comfort on the long haul.

The '09 versions of our traditional race bikes have fluid forms, reminiscent of speed... new technologies combine with traditional craftsmanship to give you the best ride possible!

(top)

Olympic and triathlon cyclist Ricarda Lisk trust on her **LITENING HPC**.

(top right)

The **LITENING SUPER HPC** can be had with either an integrated or a classic seatpost.


(right)

STW-value 98 NM/degree/KG - steerer-stiffness 104 NM/degree - BB stiffness 58 NM/degree

Around 1500 grams: that's all the **LITENING HPC** puts on the scales, combined with excellent riding properties - even the heavier rider will feel right at home on this bike!



PRICE
CYCLOCROSS



Target group and intended use

- » Carbon flagship for the professional rider and lightweight fanatics. A road bike for competition racing and top results.

Frame features

- » High Performance Composite Monocoque frame
- » HPC Advanced Twin Mold Technology for maximum stability and high quality
- » RFR-Geometry with stretched sitting position for maximum speed and agile manoeuver
- » Conical Headset 1 1/2" - 1.1/8 with maximum STW ratio, best energy transfer and maximum safety
- » Oversized carbon tubes on the front frame and chainstays - maximum stability and the best stiffness to weight ratio
- » Slim seatstays for flexing - more comfort
- » Press-Fit - full integrated bearing system for the best STW ratio
- » Widen connection of chainstays, downtube and seattube - extremely stiff
- » All options are only available with Integrated seatpost with Ritchey Stubby WCS Adapter
- » New, super rigid carbon dropouts
- » Frame Save System - replaceable mech hanger with thread in mech hanger
- » Anti Chain Suck Plate on the right chainstay
- » Brake cable with internal routing

- » Bottlecage mounting possibilities on seat- and downtube
- » Surface multilayer wet-paint
- » Complies with the new EU-Standards - DINplus tested by Velotech
- » Frame sizes available: 50, 53, 56, 58, 60, 62, semisloping; also as frame set

Components

- » Easton EC90 SL CNT full carbon with conical headset 1 1/8" - 1 1/2" and carbon dropouts - lightweight, stiff and reliable
- » Acros AI-71 integrated headset for increased durability and performance
- » Syntace Racelite Carbon - oversized carbon handle bar, easy changeover to the brake levers, CUBE CUSTOM DESIGN
- » Fully equipped with Shimano Dura Ace 2009 - 20-speed
- » Fi'zi:k Arione Carbon - extremely lightweight and comfortable saddle with constant pressure distribution

Option Lightweight

- » Lightweight Standard III - carbon wheelset for tubular, CUBE CUSTOM DESIGN
- » Schwalbe Ultremo - lightweight tubular

Option Reynolds

- » Reynolds Attack - carbon wheelset for clincher - lightweight and aerodynamic
- » Schwalbe Ultremo R Kevlar - especially lightweight tire with patented belt

Recommendation

- » Crash Replacement Warranty for frame and fork (see Service)

Spare Parts

- » mech hanger #131 red

LITENING SUPER HPC DURA ACE LIGHTWEIGHT

Frame	HPC Monocoque Advanced Twin Mold Technology
Size	50, 53, 56, 58, 60, 62 semisloping, also as frameset
Color	Teamline
Fork	Easton EC90 SL CNT Full Carbon 1 1/8" - 1 1/2"
Headset	Acros AI-71 Integrated
Stem	Syntace F119 Oversized
Handlebar	Syntace Racelite Carbon Oversized
Grip Tape	CUBE Grip Control
Rear Derailleur	Shimano Dura Ace RD-7900SS
Front Derailleur	Shimano Dura Ace FD-7900F 2-speed, brazed on
Shifter- / Brake-lever	Shimano Dura Ace ST-7900, 10-speed
Brakes	Shimano Dura Ace BR-7900
Crankset	Shimano Dura Ace FC-7900 Hollowtech II 53x39T., Press-Fit BB
Cassette	Shimano Dura Ace CS-7900 12-25T., 10-speed
Chain	Shimano Dura Ace CN-7900 108 links
Wheelset	Lightweight Standard III - CUBE EDITION for tubular
Tire	Schwalbe Ultremo 23x622 tubular
Inner Tubes	none
Rim Tape	none
Saddle	Fi'zi:k Arione Carbon
Seatpost	Ritchey Stubby WCS integrated 34.9mm
Total weight*	ca. 6.6kg
Frame weight*	ca. 940g

LITENING SUPER HPC DURA ACE REYNOLDS

Frame	HPC Monocoque Advanced Twin Mold Technology
Size	50, 53, 56, 58, 60, 62 semisloping, also as frameset
Color	Teamline
Fork	Easton EC90 SL CNT Full Carbon 1 1/8" - 1 1/2"
Headset	Acros AI-71 Integrated
Stem	Syntace F119 Oversized
Handlebar	Syntace Racelite Carbon Oversized
Grip Tape	CUBE Grip Control
Rear Derailleur	Shimano Dura Ace RD-7900SS
Front Derailleur	Shimano Dura Ace FD-7900F 2-speed, brazed on
Shifter- / Brake-lever	Shimano Dura Ace ST-7900, 10-speed
Brakes	Shimano Dura Ace BR-7900
Crankset	Shimano Dura Ace FC-7900 Hollowtech II 53x39T., Press-Fit BB
Cassette	Shimano Dura Ace CS-7900 12-25T., 10-speed
Chain	Shimano Dura Ace CN-7900 108 links
Wheelset	Reynolds Attack Carbon for wire bead tires
Tire	Schwalbe Ultremo R Kevlar 23x622
Inner Tubes	Schwalbe RR light SV20
Rim Tape	Schwalbe 16-622
Saddle	Fi'zi:k Arione Carbon
Seatpost	Ritchey Stubby WCS integrated 34.9mm
Total weight*	ca. 6.9kg
Frame weight*	ca. 940g



PRICE
CYCLOCROSS

LITENING SUPER HPC
TEAMLINE
DURA ACE LEIGHTWEIGHT



Target group and intended use

- » Carbon flagship for the professional rider and lightweight fanatics. A road bike for competition racing and top results.

Frame features

- » High Performance Composite Monocoque frame
- » HPC Advanced Twin Mold Technology for maximum stability and high quality
- » RFR-Geometry with stretched sitting position for maximum speed and agile manoeuver
- » Conical Headset 1 1/2"- 1.1/8 with maximum STW ratio, best energy transfer and maximum safety
- » Oversized carbon tubes on the front frame and chainstays - maximum stability and the best stiffness to weight ratio
- » Slim seatstays for flexing - more comfort
- » Press-Fit - full integrated bearing system for the best STW ratio
- » Widen connection of chainstays, downtube and seattube - extremely stiff
- » All options are only available with conventional seatpost
- » New, super rigid carbon dropouts
- » Frame Save System - replaceable mech hanger with thread in mech hanger
- » Anti Chain Suck Plate on the right chainstay
- » Brake cable with internal routing

- » Bottlecage mounting possibilities on seat- and downtube
- » Surface multilayer wet-paint
- » Complies with the new EU-Standards - DINplus tested by Velotech
- » Frame sizes available: 50, 53, 56, 58, 60, 62, semisloping; also as frame set

Components

- » Easton EC90 SL CNT full carbon with conical headset 1 1/8"- 1 1/2" and carbon dropouts - lightweight, stiff and reliable
- » Acros AI-71 integrated headset for increased durability and performance
- » Syntace Racelite Carbon - oversized lenker carbon, easy changeover to the brake levers
- » Fi'zi:k Arione Carbon - extremely lightweight and comfortable saddle with constant pressure distribution
- » Syntace P6 Carbon - seatpost with stepless adjustment, very lightweight and stable

Option Super Record

- » Fully equipped with Campagnolo Super Record Carbon - 22-speed
- » XENTIS SQUAD 4.2 - carbon wheelset for clincher - lightweight and aerodynamic (ca. 1300g)
- » Schwalbe Ultremo R Kevlar - especially lightweight tire with patented belt

Option Ultegra Compact

- » Fully equipped with Shimano Ultegra SL with carbon crankset FSA SL-K Light Megaexo Compact and Press-Fit BB - 20-speed
- » Reynolds Attack - carbon wheelset for clincher - lightweight and aerodynamic
- » Schwalbe Ultremo R Kevlar - especially lightweight tire with patented belt

Recommendation

- » Crash Replacement Warranty for frame and fork (see Service)

Spare Parts

- » mech hanger #131 red

LITENING SUPER HPC RECORD

Frame	HPC Monocoque Advanced Twin Mold Technology
Size	50, 53, 56, 58, 60, 62 semisloping, also as frameset
Color	Blackline
Fork	Easton EC90 SL CNT Full Carbon 1 1/8" - 1 1/2"
Headset	Acros AI-71 Integrated
Stem	Syntace F119 Oversized
Handlebar	Syntace Racelite Carbon Oversized
Grip Tape	CUBE Grip Control
Rear Derailleur	Campagnolo Super Record
Front Derailleur	Campagnolo Super Record 2-speed, brazed on
Shifter- / Brake-lever	Campagnolo Super Record Ergopower, 11-speed
Brakes	Campagnolo Super Record
Crankset	Campagnolo Super Record 53x39T., Press-Fit BB
Cassette	Campagnolo Super Record 12-25T., 11-speed
Chain	Campagnolo Super Record 108 links
Wheelset	Xentis Squad 4.2 - CUBE EDITION for wire bead tires
Tire	Schwalbe Ultremo R Kevlar 23x622
Inner Tubes	Schwalbe RR light SV20
Rim Tape	Schwalbe 16-622
Saddle	Fi'zi:k Arione Carbon
Seatpost	Syntace P6 Carbon 31.6mm
Seat Clamp	Scape Close 34.9mm
Total weight*	ca. 6,65kg
Frame weight*	ca. 920g

LITENING SUPER HPC ULTEGRA COMPACT

Frame	HPC Monocoque Advanced Twin Mold Technology
Size	50, 53, 56, 58, 60, 62 semisloping, also as frameset
Color	Blackline
Fork	Easton EC90 SL CNT Full Carbon 1 1/8" - 1 1/2"
Headset	Acros AI-71 Integrated
Stem	Syntace F119 Oversized
Handlebar	Syntace Racelite Carbon Oversized
Grip Tape	CUBE Grip Control
Rear Derailleur	Shimano Ultegra SL RD-6600SSG
Front Derailleur	Shimano Ultegra SL FD-6600FG 2-speed, brazed on
Shifter- / Brake-lever	Shimano Ultegra SL ST-6600G, 10-speed
Brakes	Shimano Ultegra SL BR-6600G
Crankset	FSA SL-K Light Megaexo Carbon Compact 50x34T., Press-Fit BB
Cassette	Shimano Ultegra CS-6600 12-25T., 10-speed
Chain	Shimano Ultegra CN-6600 106 links
Wheelset	Reynolds Attack Carbon for wire bead tires
Tire	Schwalbe Ultremo R Kevlar 23x622
Inner Tubes	Schwalbe RR light SV20
Rim Tape	Schwalbe 16-622
Saddle	Fi'zi:k Arione Carbon
Seatpost	Syntace P6 Carbon 31.6mm
Seat Clamp	Scape Close 34.9mm
Total weight*	ca. 6,9kg
Frame weight*	ca. 920g

super competition RACING

hpc SUPER

advanced FLOWFORM

FSS FRAME SYSTEM

wet paint SURFACE

press fit BB



LITENING SUPER HPC
BLACKLINE
RECORD

PRICE
CYCLOCROSS



Target group and intended use

- » Carbon flagship for the professional rider and lightweight fanatics. A road bike for competition racing and top results.

Frame features

- » High Performance Composite Monocoque frame
- » HPC Advanced Twin Mold Technology for maximum stability and high quality
- » RFR-Geometry with stretched sitting position for maximum speed and agile manoeuver
- » Conical Headset 1 1/2"- 1.1/8 with maximum STW ratio, best energy transfer and maximum safety
- » Oversized carbon tubes on the front frame and chainstays - maximum stability and the best stiffness to weight ratio
- » Slim seatstays for flexing - more comfort
- » Press-Fit - full integrated bearing system for the best STW ratio
- » Widen connection of chainstays, downtube and seattube - extremely stiff
- » All options are only available with conventional seatpost
- » New, super rigid carbon dropouts

- » Frame Save System - replaceable mech hanger with thread in mech hanger
- » Anti Chain Suck Plate on the right chainstay
- » Brake cable with internal routing
- » Bottlecage mounting possibilities on seat- and downtube
- » Surface multilayer wet-paint
- » Complies with the new EU-Standards - DINplus tested by Velotech
- » Frame sizes available: 50, 53, 56, 58, 60, 62, semisloping; also as frame set

Components

- » Easton EC90 SL CNT full carbon with conical headset 1 1/8"- 1 1/2" and carbon dropouts - lightweight, stiff and reliable
- » Acros AI-71 integrated headset for increased durability and performance
- » Syntace Racelite Carbon - oversized lenker carbon, easy changeover to the brake levers
- » Fully equipped with Shimano Ultegra SL with double carbon crankset FSA SL-K Light Megaexo and Press-Fit BB - 20-speed
- » Reynolds Attack - carbon wheelset for clincher - lightweight and aerodynamic

- » Schwalbe Ultremo R Kevlar - especially lightweight tire with patented belt
- » Fi'zi:k Arione Carbon - extremely lightweight and comfortable saddle with constant pressure distribution
- » Syntace P6 Carbon - seatpost with stepless adjustment, very lightweight and stable

Recommendation

- » Crash Replacement Warranty for frame and fork (see Service)

Spare Parts


- » mech hanger #131 red

LITENING SUPER HPC ULTEGRA 2-SPEED

Frame	HPC Monocoque Advanced Twin Mold Technology
Size	50, 53, 56, 58, 60, 62 semisloping, also as frameset
Color	Teamline
Fork	Easton EC90 SL CNT Full Carbon 1 1/8" - 1 1/2"
Headset	Acros AI-71 Integrated
Stem	Syntace F119 Oversized
Handlebar	Syntace Racelite Carbon Oversized
Grip Tape	CUBE Grip Control
Rear Derailleur	Shimano Ultegra SL RD-6600SSG
Front Derailleur	Shimano Ultegra SL FD-6600FG 2-speed, brazed on
Shifter-/Brake-lever	Shimano Ultegra SL ST-6600G, 10-speed
Brakes	Shimano Ultegra SL BR-6600G
Crankset	FSA SL-K Light Megaexo Carbon 53x39T., Press-Fit BB
Cassette	Shimano Ultegra CS-6600 12-25T., 10-speed
Chain	Shimano Ultegra CN-6600 108 links
Wheelset	Reynolds Attack Carbon for wire bead tires
Tire	Schwalbe Ultremo R Kevlar 23x622
Inner Tubes	Schwalbe RR light SV20
Rim Tape	Schwalbe 16-622
Saddle	Fi'zi:k Arione Carbon
Seatpost	Syntace P6 Carbon 31.6mm
Seat Clamp	Scape Close 34.9mm
Total weight*	ca. 6,9kg
Frame weight*	ca. 940g


 super competition RACING

 hpc SUPER

 advanced FRAME

 FSS BRAKE SHIFT SYSTEM

 wet paint SURFACE

 press fit BB



PRICE
CYCLOCROSS

LITENING SUPER HPC
TEAMLINE
ULTEGRA 2-F.



Target group and intended use

- » Carbon flagship for the professional rider and lightweight fanatics. A road bike for competition racing and top results.

Frame features

- » High Performance Composite Tube2Tube Technologie
- » RFR-Geometry with stretched sitting position for maximum speed and agile manoeuver
- » Oversized section in head- and downtube area Ø52mm - to transfer energy into forward motion
- » New, super rigid carbon dropouts
- » Frame Save System - replaceable mech hanger with thread in mech hanger
- » Anti Chain Suck Plate on the right chainstay
- » Bottlecage mounting possibilities on seat- and downtube
- » Surface multilayer wet-paint
- » Complies with the new EU-Standards - DINplus tested by Velotech
- » Frame sizes available: 53, 56, 58, 60, 62, semisloping; also as frame set

Components

- » Deddacciai CSL1 full carbon with carbon dropouts - lightweight, stiff and reliable
- » Acros AI-2X semi-integrated Headset for increased durability and performance
- » Fulcrum Racing 5 wheelset for clincher - lightweight and aerodynamic

- » Schwalbe Ultrero R Kevlar - especially lightweight tire with patented belt

- » Fi'zi:k Aliante Delta - comfortable saddle with constant pressure distribution

Option Dura Ace

- » Syntace Racelite 2014 - High-class aluminium handle bar, CUBE CUSTOM DESIGN, easy changeover to the brake levers
- » Fully equipped with Shimano Dura Ace 2009 - 20-speed
- » Syntace P6 - Aluminium seatpost with stepless adjustment, lightweight and stable

Option Ultegra Compact

- » Syntace Racelite Carbon - oversized carbon handle bar, easy changeover to the brake levers, CUBE CUSTOM DESIGN
- » Fully equipped with Shimano Ultegra SL with carbon crankset FSA SL-K Light Megaexo Compact and integrated BB - 20-speed
- » Syntace P6 Carbon - seatpost with stepless adjustment, very lightweight and stable, CUBE CUSTOM DESIGN

Option Ultegra 2-fach

- » Syntace Racelite Carbon - oversized carbon handle bar, easy changeover to the brake levers, CUBE CUSTOM DESIGN
- » Fully equipped with Shimano Ultegra SL with carbon crankset FSA SL-K Light Megaexo Compact and integrated BB - 20-speed
- » Syntace P6 Carbon - seatpost with stepless adjustment, very lightweight and stable, CUBE CUSTOM DESIGN

Recommendation

- » Crash Replacement Warranty for frame and fork (see Service)

Test results

- » Roadbike Magazine 03/08: 'Test winner' - Cubes Litening rides in front in every discipline and deservedly takes the prize in this test. Nearly all riders feel alive on this bike: racers like the fast feel, leisure riders like its reliability. Verdict: Very good

Spare Parts

- » mech hanger #131 red

LITENING HPC DURA ACE

Frame	HPC Tube2Tube Technologie
Size	53, 56, 58, 60, 62 semisloping, also as frameset
Color	White'n'Black
Fork	Deddacciai CSL 1 Full Carbon
Headset	Acros AI-2X semi-integrated
Stem	Syntace F139
Handlebar	Syntace Racelite 2014
Grip Tape	CUBE Grip Control
Rear Derailleur	Shimano Dura Ace RD-7900SS
Front Derailleur	Shimano Dura Ace FD-7900F 2-speed, brazed on
Shifter- / Brake-lever	Shimano Dura Ace ST-7900, 10-speed
Brakes	Shimano Dura Ace BR-7900
Crankset	Shimano Dura Ace FC-7900 Hollowtech II 53x39T., integrated BB
Cassette	Shimano Dura Ace CS-7900 12-25T., 10-speed
Chain	Shimano Dura Ace CN-7900 108 links
Wheelset	Fulcrum Racing 5 Evolution
Tire	Schwalbe Ultrero R Kevlar 23x622
Inner Tubes	Schwalbe RR light SV20
Rim Tape	none
Saddle	Fi'zi:k Aliante Delta
Seatpost	Syntace P6 Aluminium 34.9mm
Seat Clamp	Syntace Superlock Lite 38.0mm
Total weight*	ca. 7,05kg
Frame weight*	ca. 1020g

LITENING HPC ULTEGRA COMPACT

Frame	HPC Tube2Tube Technologie
Size	53, 56, 58, 60, 62 semisloping, also as frameset
Color	White'n'Black
Fork	Deddacciai CSL 1 Full Carbon
Headset	Acros AI-2X semi-integrated
Stem	Syntace F119 Oversized
Handlebar	Syntace Racelite Carbon Oversized
Grip Tape	CUBE Grip Control
Rear Derailleur	Shimano Ultegra SL RD-6600SSG
Front Derailleur	Shimano Ultegra SL FD-6600FG 2-speed, brazed on
Shifter- / Brake-lever	Shimano Ultegra SL ST-6600G, 10-speed
Brakes	Shimano Ultegra SL BR-6600G
Crankset	FSA SL-K Light Megaexo Carbon Compact 50x34T., integrated BB
Cassette	Shimano Ultegra CS-6600 12-25T., 10-speed
Chain	Shimano Ultegra CN-6600 106 links
Wheelset	Fulcrum Racing 5 Evolution
Tire	Schwalbe Ultrero R Kevlar 23x622
Inner Tubes	Schwalbe RR light SV20
Rim Tape	none
Saddle	Fi'zi:k Aliante Delta
Seatpost	Syntace P6 Carbon 34.9mm
Seat Clamp	Syntace Superlock Lite 38.0mm
Total weight*	ca. 7,3kg
Frame weight*	ca. 1020g

LITENING HPC ULTEGRA 2-SPEED


Frame	HPC Tube2Tube Technologie
Size	53, 56, 58, 60, 62 semisloping, also as frameset
Color	White'n'Black
Fork	Deddacciai CSL 1 Full Carbon
Headset	Acros AI-2X semi-integrated
Stem	Syntace F119 Oversized
Handlebar	Syntace Racelite Carbon Oversized
Grip Tape	CUBE Grip Control
Rear Derailleur	Shimano Ultegra SL RD-6600SSG
Front Derailleur	Shimano Ultegra SL FD-6600FG 2-speed, brazed on
Shifter- / Brake-lever	Shimano Ultegra SL ST-6600G, 10-speed
Brakes	Shimano Ultegra SL BR-6600G
Crankset	FSA SL-K Light Megaexo Carbon 53x39T., integrated BB
Cassette	Shimano Ultegra CS-6600 12-25T., 10-speed
Chain	Shimano Ultegra CN-6600 108 links
Wheelset	Fulcrum Racing 5 Evolution
Tire	Schwalbe Ultrero R Kevlar 23x622
Inner Tubes	Schwalbe RR light SV20
Rim Tape	none
Saddle	Fi'zi:k Aliante Delta
Seatpost	Syntace P6 Carbon 34.9mm
Seat Clamp	Syntace Superlock Lite 38.0mm
Total weight*	ca. 7,3kg
Frame weight*	ca. 1020g



LITENING HPC
WHITE'N'BLACK
ULTEGRA 2-F.

PRICE
CYCLOCROSS





Titanium is a relatively new material, it has been in commercial use since the 50's. Main reason is the difficulties encountered in working titanium: high wear on machinery and high energy costs.

Titanium is ideally suited for heavy-duty parts, that have to withstand enormous forces - AND have to be lightweight.

As raw titanium cannot be used in an industrail format, several alloys have been created.

Titanium, or better put: titanium alloys, have many advantages for frame building:

Titanium is an extremely resilient material, with low density. Also it is corrosion resistant and will not age in use. The structure of it's molecules alloy titanium to have a built-in ,spring' quality - in fact, a titanium frame will dampen road vibrations and bumps, before they even reach the rider. Next to this important advantage, titanium can absorb smaller dents and scrapes - the material will return to it's original shape. Comfort,

elatisticity, ridgedness and lightweight, make titanium ideally suited for building hard-tail frames!

*For the **LITENING SUPER HPT** we use the 6Al/4V aerospace alloy. An extremely lightweight alloy, with high elasticity. Only the most exclusive frame can be built from this material*

The Titanium Fold Perfomance Technology is used to create ultra thin, lightweight tubing, which can be pre-programmed to take the load in their destined location in the frame. Compared



to carbon frames, these triple butted tubes have extraordinary stiffness ratios, but a much higher rider comfort level. The rear triangle of the LITENING SUPER HPT is made from 3/2.5 Aerospace alloy, which is ideally suited for areas which are under high levels of dynamic stress.

The Titanium Fold Performance Technology is used to create ultra thin, lightweight tubing, which can be pre-programmed to take the load in their destined location in the frame. Compared to carbon frames, these triple butted tubes have extraordinary stiffness ratios, but a much higher rider comfort level.

Our titanium racers ooze quality: from the perfect welds to the engraved CUBE logo - craftsmanship is obvious! And to underpin this, we have used white as an accent colour on our titanium frames: a sign of pureness...

For the LITENING HPT we use the 6Al/4V aerospace alloy. An extremely lightweight alloy, with high elasticity. Only the most exclusive frame can be built from this material

The steerer tubes on both models are mitered, as to increase stiffness and reduce weight even further. Both also have a sports geometry, lightly sloping top-tube and a rocksteady ride!

Target group and intended use

- » Exclusive Flagship for the most demanding riders and competition racers a comfortable roadbike built in Titanium.

Frame features

- » HPT Super Titan 6AL/4V USA Aerospace, triple butted
- » Titan Fold Performance - Technology for best STW ratio
- » RFR-geometry for relaxed and comfortable sitting position for out-of-saddle riding and agile handling
- » Lightweight tubes with best STW ratio in longitudinal and also in lateral direction by Titan Fold Performance
- » Milling of headtube - less material at same stability
- » Filigree weldseam
- » Super rigid CNC machined 3D Titanium dropouts
- » Frame Save System - replaceable mech hanger with thread in mech hanger
- » Titan cable stopper
- » Bottlecage mounting possibilities on seat- and downtube
- » Surface Titanium, partial multilayer impact-resistant powder coated
- » Complies with the new EU-Standards - DINplus tested by Velotech
- » Frame sizes available: 53, 56, 58, 60, 62, sloping; also as frame set

Components

- » Easton EC90 SL CNT full carbon - lightweight and stiff
- » Acros AH-02 Headset for increased durability and performance
- » Syntace Racelite Carbon - oversized carbon handle bar, easy changeover to the brake levers, CUBE CUSTOM DESIGN
- » Fully equipped with Campagnolo Super Record Carbon - 22-speed
- » Lightweight Ventoux - carbon wheelset for tubular, CUBE CUSTOM DESIGN - extremely lightweight wheelset (less than 1000g)
- » Fi'zi:k Arione Carbon - extremely lightweight and comfortable saddle with constant pressure distribution
- » Syntace P6 Carbon - seatpost with stepless adjustment, very lightweight and stable, CUBE CUSTOM DESIGN

Recommendation

- » Crash Replacement Warranty for fork (see Service)

Spare Parts

- » mech hanger #131 red

LITENING SUPER HPT

Frame	HPT Super Titan 6AL/4V USA Aerospace/Titanium Fold Performance Triple Butted
Size	53, 56, 58, 60, 62 sloping, also as frameset
Color	Titan'n'White
Fork	Easton EC90 SL CNT Full Carbon
Headset	Acros AH-02
Stem	Syntace F119 Oversized
Handlebar	Syntace Racelite Carbon Oversized
Grip Tape	CUBE Grip Control
Rear Derailleur	Campagnolo Super Record
Front Derailleur	Campagnolo Super Record 2-speed, Clamp 34.9mm
Shifter- / Brake-lever	Campagnolo Super Record Ergopower, 11-speed
Brakes	Campagnolo Super Record
Crankset	Campagnolo Super Record 53x39T., integrated BB
Cassette	Campagnolo Super Record 12-25T., 11-speed
Chain	Campagnolo Super Record 108 links
Wheelset	Lightweight Ventoux - CUBE EDITION for tubular
Tire	Schwalbe Ultremo 23x622 tubular
Saddle	Fi'zi:k Arione Carbon
Seatpost	Syntace P6 Carbon 31.6mm
Seat Clamp	Scape Close 34.9mm
Total weight*	ca. 6,6kg
Frame weight*	ca. 1250g



LITENING SUPER HPT
TITAN'N'WHITE

PRICE
CYCLOCROSS



Target group and intended use

- » For the most demanding riders and competition racers a comfortable roadbike built in Titanium.

Frame features

- » HPT Titan 3AL/2.5V USA Aerospace, triple butted
- » RFR-geometry for relaxed and comfortable sitting position for out-of-saddle riding and agile handling
- » Optimized oversized tubes for maximum STW ratio
- » Milling of headtube - less material at same stability
- » Filigree weldseam
- » Super rigid CNC machined 3D Titanium dropouts
- » Frame Save System - replaceable mech hanger with thread in mech hanger
- » Titan cable stopper
- » Bottlecage mounting possibilities on seat- and downtube
- » Surface Titanium, partial multilayer impact-resistant powder coated
- » Complies with the new EU-Standards - DINplus tested by Velotech
- » Frame sizes available: 53, 56, 58, 60, 62, sloping; also as frame set

Components

- » Easton EC90 SL CNT full carbon - lightweight and stiff
- » Acros AH-02 Headset for increased durability and performance
- » Syntace Racelite 2014 - High-class aluminium handle bar, easy changeover to the brake levers
- » Fully equipped with Shimano Ultegra SL with compact crankset - 20-speed
- » Fulcrum Racing 7 wheelset for clincher - aerodynamic
- » Schwalbe Ultremo R Kevlar - especially lightweight tire with patented belt
- » RFR Natural Shape 0.1 R - sportive and comfortable saddle, CUBE CUSTOM DESIGN

Recommendation

- » Crash Replacement Warranty for fork (see Service)

Test results

- » Tour Magazine 12/07: Looks pretty, specification is fair, ride is convincing. Summary: candy graphics, good stiffness.

Spare Parts

- » mech hanger #131 red

LITENING HPT

Frame	HPT Titan 3AL/2.5V USA Aerospace Triple Butted
Size	53, 56, 58, 60, 62 sloping, also as frameset
Color	Titan'n'White
Fork	Easton EC90 SL CNT Full Carbon
Headset	Acros AH-02
Stem	Syntace F139
Handlebar	Syntace Racelite 2014
Grip Tape	CUBE Grip Control
Rear Derailleur	Shimano Ultegra SL RD-6600SSG
Front Derailleur	Shimano Ultegra SL FD-6600BLG 2-speed, Clamp 34,9mm
Shifter- / Brake-lever	Shimano Ultegra SL ST-6600G, 10-speed
Brakes	Shimano Ultegra SL BR-6600G
Crankset	Shimano Ultegra SL FC-6650 Hollowtech II Compact 50x34T., integrated BB
Cassette	Shimano Ultegra CS-6600 12-25T., 10-speed
Chain	Shimano Ultegra CN-6600 106 links
Wheelset	Fulcrum Racing 7
Tire	Schwalbe Ultremo R Kevlar 23x622
Inner Tubes	Schwalbe RR light SV20
Rim Tape	none
Saddle	RFR Natural Shape 0.1 R
Seatpost	RFR Prolight 31.6mm Setback
Seat Clamp	Scape Close 34.9mm
Total weight*	ca. 7,7kg
Frame weight*	ca. 1340g

hpt SERIES

LITENING HPT

133

super competition RACING

hpt HIGH PERFORMANCE THROUGHOUT

FSS FRAME SAVE SYSTEM

powder COATED



LITENING HPT
TITAN'N'WHITE

PRICE
CYCLOCROSS





Pro Composite Series and Pro Series AGREE GTC and AGREE

Two different models made from different materials but with the same goal: road racing like a professional.

The AGREE GTC frame is made of hi-tech carbon and is made in a monococque process.

Massive stiffness of the crank and steering head areas result in loss-free power transfer and tight, direct steering. This will give the rider a sense of security and absolute control under any circumstances.

The excellent damping properties of the frame and its seat position will prove to be comfortable even during a long-distance ride. Which is why it's the ideal road tool for ambitious racers and Marathon riders alike.

The AGREE frame in the Pro-series is made of hi-tech triple-butted aluminium in 7005 quality, and putting only a fraction more on the scale when compared to the AGREE GTC from the Pro Composite series.

The stiffness of the front frame triangle is excellent, and has been obtained by using ovalized tubing in the bracket area. This stiffness is a prerequisite for good riding properties and an efficient power transfer.

The frame geometry is similar to that of the AGREE GTC and as such the Pro series model offers the same advantages as the Pro Composite model: long-distance suitability and the necessary rider comfort.

All models in the Pro Composite series and the Pro series are available in a compact version and with a triple crankset.

New for 2009 is the AGREE GTC RACE in full-competition trim with Campagnolo Chorus: double crankset and 11-speed cassette.



PRICE
CYCLOCROSS

Target group and intended use

- » Carbon roadbike for competition racers and riders that love technology - for tour- and competition use.

Frame features

- » Gran Turismo Composite Modular Fiber Tech, Monocoque
- » RFR-Geometry with stretched sitting position for maximum speed and agile manoeuver
- » Optimized oversized tubes for maximum STW ratio
- » Super rigid carbon dropouts
- » Frame Save System - replaceable mech hanger with thread in mech hanger
- » Anti Chain Suck Plate on the right chainstay
- » Brake cable with internal routing
- » Bottlecage mounting possibilities on seat- and downtube
- » Surface multilayer wet-paint
- » Complies with the new EU-Standards - DINplus tested by Velotech
- » Frame sizes available: 53, 56, 58, 60, 62, semisloping; also as frame set

Components

- » Dedacciai Black Blade carbon - lightweight and stiff
- » FSA Orbit Z Steuersatz - stable and durable through industrial bearings

- » Syntace Racelite 2014 - High-class aluminium handle bar, CUBE CUSTOM DESIGN, easy changeover to the brake levers
- » Schwalbe Ultremo R Kevlar - especially lightweight tire with patented belt
- » Fi'zi:k Aliante Delta - comfortable saddle with constant pressure distribution
- » Syntace P6 - Aluminium seatpost with stepless adjustment, lightweight and stable

Option Chorus

- » Fully equipped with Campagnolo Chorus Carbon 2009 - 22-speed
- » Fulcrum Racing 5 wheelset for clincher - lightweight and aerodynamic

Option Compact

- » Fully equipped with Shimano Ultegra SL components with double carbon crankset FSA SL-K Light Megaexo and integrated BB - 20-speed
- » CUBE HP AERO - aerodynamic High-End wheelset, less spokes, lightweight and stiff

Option 3-speed

- » Fully equipped with Shimano Ultegra SL with triple carbon crankset FSA SL-K Light Megaexo - 30-speed
- » CUBE HP AERO - aerodynamic High-End wheelset, less spokes, lightweight and stiff

Recommendation

- » Crash Replacement Warranty for frame and fork (see Service)

Test results

- » Roadbike Testwinner 05/07: „Verdict: Cube combines excellent components with a versatile frame. The ideal combination for a lot of road bike riders. Fantastic.“

Spare Parts

- » mech hanger #106 silver

AGREE GTC RACE CHORUS

Frame	GTC Carbon Monocoque Modular Fiber Tech
Size	53, 56, 58, 60, 62 semisloping, also as frameset
Color	Red'n'Black
Fork	Dedacciai Black Blade Carbon
Headset	FSA Orbit Z semi-integrated
Stem	Syntace F139
Handlebar	Syntace Racelite 2014
Grip Tape	CUBE Grip Control
Rear Derailleur	Campagnolo Chorus Carbon
Front Derailleur	Campagnolo Chorus 2-speed, brazed on
Shifter- / Brake-lever	Campagnolo Chorus Carbon Ergopower, 11-speed
Brakes	Campagnolo Chorus
Crankset	Campagnolo Chorus Carbon 53x39T., integrated BB
Cassette	Campagnolo Chorus 12-25T., 11-speed
Chain	Campagnolo Chorus 108 links
Wheelset	Fulcrum Racing 5 Evolution
Tire	Schwalbe Ultremo R Kevlar 23x622
Inner Tubes	Schwalbe RR light SV20
Rim Tape	none
Saddle	Fi'zi:k Aliante Delta
Seatpost	Syntace P6 Aluminium 31.6mm
Seat Clamp	Scape Close 34.9mm
Total weight*	ca. 7,75kg
Frame weight*	ca. 1150g

AGREE GTC RACE COMPACT

Frame	GTC Carbon Monocoque Modular Fiber Tech
Size	53, 56, 58, 60, 62 semisloping, also as frameset
Color	Red'n'Black
Fork	Dedacciai Black Blade Carbon
Headset	FSA Orbit Z semi-integrated
Stem	Syntace F139
Handlebar	Syntace Racelite 2014
Grip Tape	CUBE Grip Control
Rear Derailleur	Shimano Ultegra SL RD-6600SSG
Front Derailleur	Shimano Ultegra SL FD-6600FG 2-speed, brazed on
Shifter- / Brake-lever	Shimano Ultegra SL ST-6600G, 10-speed
Brakes	Shimano Ultegra SL BR-6600G
Crankset	FSA SL-K Light Megaexo Carbon Compact 50x34T., integrated BB
Cassette	Shimano Ultegra CS-6600 12-25T., 10-speed
Chain	Shimano Ultegra CN-6600 106 links
Wheelset	CUBE HP Aero
Tire	Schwalbe Ultremo R Kevlar 23x622
Inner Tubes	Schwalbe RR light SV20
Rim Tape	Schwalbe 16-622
Saddle	Fi'zi:k Aliante Delta
Seatpost	Syntace P6 Aluminium 31.6mm
Seat Clamp	Scape Close 34.9mm
Total weight*	ca. 7,8kg
Frame weight*	ca. 1150g

AGREE GTC RACE 3-SPEED

Frame	GTC Carbon Monocoque Modular Fiber Tech
Size	53, 56, 58, 60, 62 semisloping, also as frameset
Color	Red'n'Black
Fork	Dedacciai Black Blade Carbon
Headset	FSA Orbit Z semi-integrated
Stem	Syntace F139
Handlebar	Syntace Racelite 2014
Grip Tape	CUBE Grip Control
Rear Derailleur	Shimano Ultegra SL RD-6600GSG
Front Derailleur	Shimano Ultegra SL FD-6603FG 3-speed, brazed on
Shifter- / Brake-lever	Shimano Ultegra SL ST-6600G, 10-speed
Brakes	Shimano Ultegra SL BR-6600G
Crankset	FSA SL-K Light Megaexo Carbon 52x39x30T., integrated BB
Cassette	Shimano Ultegra CS-6600 12-25T., 10-speed
Chain	Shimano Ultegra CN-6600 108 links
Wheelset	CUBE HP Aero
Tire	Schwalbe Ultremo R Kevlar 23x622
Inner Tubes	Schwalbe RR light SV20
Rim Tape	Schwalbe 16-622
Saddle	Fi'zi:k Aliante Delta
Seatpost	Syntace P6 Aluminium 31.6mm
Seat Clamp	Scape Close 34.9mm
Total weight*	ca. 7,85kg
Frame weight*	ca. 1150g



AGREE GTC RACE
RED 'N' BLACK
CHORUS



AGREE GTC RACE
RED 'N' BLACK
ULTEGRA

PRICE
CYCLOCROSS

Target group and intended use

- » Carbon roadbike for competition racers and riders that love technology - for tour- and competition use.

Frame features

- » Gran Turismo Composite Modular Fiber Tech, Monocoque
- » RFR-Geometry with stretched sitting position for maximum speed and agile manoeuver
- » Optimized oversized tubes for maximum STW ratio
- » Super rigid carbon dropouts
- » Frame Save System - replaceable mech hanger with thread in mech hanger
- » Impact Protection Foil on the downtube for protection against stone chips
- » Anti Chain Suck Plate on the right chainstay
- » Brake cable with internal routing
- » Bottlecage mounting possibilities on seat- and downtube
- » Surface multilayer wet-paint

- » Complies with the new EU-Standards - DINplus tested by Velotech

- » Frame sizes available: 53, 56, 58, 60, 62, semisloping; also as frame set

Components

- » Dedacciai Black Blade carbon - lightweight and stiff
- » FSA Orbit Z Steuersatz - stable and durable through industrial bearings
- » Syntace Racelite 2014 - High-class aluminium handle bar, easy changeover to the brake levers
- » Wide ranged Cassette sprocket 12-27T.
- » Easton Vista SL wheelset for clinchers - lightweight and aerodynamic
- » Schwalbe Ultremo - clincher with low rolling resistance, good grip and comfort
- » RFR Natural Shape 0.1 R - sportive and comfortable saddle, CUBE CUSTOM DESIGN
- » RFR Prolight Setback - seatpost for dynamic sitting position

Option Compact

- » Shimano Ultegra/Shimano 105 components with Compact- crankset FC-R600 and integrated BB - 20-speed

Option 3-speed

- » Shimano Ultegra/Shimano 105 components with triple crankset FC-R553 and integrated BB - 30-speed

Recommendation

- » Crash Replacement Warranty for frame and fork (see Service)

Test results

- » Roadbike Testwinner 05/07: „Verdict: Cube combines excellent components with a versatile frame. The ideal combination for a lot of road bike riders. Fantastic.“

Spare Parts

- » mech hanger #131 red

AGREE GTC PRO COMPACT

Frame	GTC Carbon Monocoque Modular Fiber Tech
Size	53, 56, 58, 60, 62 semisloping, also as frameset
Color	White'n'Black
Fork	Dedacciai Black Blade Carbon
Headset	FSA Orbit Z semi-integrated
Stem	Syntace F139
Handlebar	Syntace Racelite 2014
Grip Tape	CUBE Grip Control
Rear Derailleur	Shimano Ultegra RD-6600SS
Front Derailleur	Shimano 105 FD-5600F 2-speed, brazed on
Shifter- / Brake-lever	Shimano Ultegra ST-6600, 10-speed
Brakes	Shimano BR-R560
Crankset	Shimano FC-R600 2-Piece Compact 50x34T., integrated BB
Cassette	Shimano Ultegra CS-6600 12-27T., 10-speed
Chain	Shimano Ultegra CN-6600 106 links
Wheelset	Easton Vista SL
Tire	Schwalbe Ultremo 23x622
Inner Tubes	Schwalbe RR light SV20
Rim Tape	Schwalbe 16-622
Saddle	RFR Natural Shape 0.1 R
Seatpost	RFR Prolight 31.6mm Setback
Seat Clamp	Scape Close 34.9mm
Total weight*	ca. 8.2kg
Frame weight*	ca. 1150g

AGREE GTC PRO 3-SPEED

Frame	GTC Carbon Monocoque Modular Fiber Tech
Size	53, 56, 58, 60, 62 semisloping, also as frameset
Color	White'n'Black
Fork	Dedacciai Black Blade Carbon
Headset	FSA Orbit Z semi-integrated
Stem	Syntace F139
Handlebar	Syntace Racelite 2014
Grip Tape	CUBE Grip Control
Rear Derailleur	Shimano Ultegra RD-6600GS
Front Derailleur	Shimano 105 FD-5603F 3-speed, brazed on
Shifter- / Brake-lever	Shimano Ultegra ST-6600, 10-speed
Brakes	Shimano BR-R560
Crankset	Shimano FC-R553 2-Piece 50x39x30T., integrated BB
Cassette	Shimano Ultegra CS-6600 12-27T., 10-speed
Chain	Shimano Ultegra CN-6600 108 links
Wheelset	Easton Vista SL
Tire	Schwalbe Ultremo 23x622
Inner Tubes	Schwalbe RR light SV20
Rim Tape	Schwalbe 16-622
Saddle	RFR Natural Shape 0.1 R
Seatpost	RFR Prolight 31.6mm Setback
Seat Clamp	Scape Close 34.9mm
Total weight*	ca. 8.3kg
Frame weight*	ca. 1150g



AGREE GTC PRO
WHITE 'N' BLACK

PRICE
CYCLOCROSS



Target group and intended use

- » High-end roadbike made of High Performance Aluminium. For competition racers and fanatic tour riders.

Frame features

- » 7005er High Performance Aluminium, triple butted
- » RFR-Geometry with stretched sitting position for maximum speed and agile manoeuver
- » Optimized oversized tubes for maximum STW ratio
- » Super rigid CNC machined dropouts
- » Frame Save System - replaceable mech hanger with thread in mech hanger
- » Bottlecage mounting possibilities on seat- and downtube
- » Surface multilayer wet-paint
- » Complies with the new EU-Standards - DINplus tested by Velotech
- » Frame sizes available: 50, 53, 56, 58, 60, 62, 64, semisloping; also as frame set

Components

- » Dedacciai Black Blade carbon - lightweight and stiff
- » FSA Orbit Z Steuersatz - stable and durable through industrial bearings
- » Syntace Racelite 2014 - High-class aluminium handle bar, CUBE CUSTOM DESIGN, easy changeover to the brake levers
- » Wide ranged Cassette sprocket 12-27T.
- » Easton Vista SL wheelset for clinchers - lightweight and aerodynamic
- » Schwalbe Ultremo R Kevlar - especially lightweight tire with patented belt
- » Fi'zi:k Aliante Delta - comfortable saddle with constant pressure distribution
- » RFR Prolight Setback - seatpost for dynamic sitting position

Option Compact

- » Fully equipped with Shimano Ultegra SL with compact crankset - 20-speed

Option 3-speed

- » Fully equipped with Shimano Ultegra SL - 30-speed

Recommendation

- » Crash Replacement Warranty for fork (see Service)

Test results

- » Roadbike Magazine 04/08: The direct and universal Agree turns any sports rider on. Verdict: Very good

Spare Parts

- » mech hanger #131 red

AGREE COMPACT

Frame	HPA 7005 Triple Butted
Size	50, 53, 56, 58, 60, 62, 64 semisloping, also as frameset
Color	Racing Red
Fork	Dedacciai Black Blade Carbon
Headset	FSA Orbit Z semi-integrated
Stem	Syntace F139
Handlebar	Syntace Racelite 2014
Grip Tape	CUBE Grip Control
Rear Derailleur	Shimano Ultegra SL RD-6600SSG
Front Derailleur	Shimano Ultegra SL FD-6600BLG 2-speed, Clamp 34,9mm
Shifter- / Brake-lever	Shimano Ultegra SL ST-6600G, 10-speed
Brakes	Shimano Ultegra SL BR-6600G
Crankset	Shimano Ultegra SL FC-6650 Hollowtech II Compact 50x34T., integrated BB
Cassette	Shimano Ultegra CS-6600 12-27T., 10-speed
Chain	Shimano Ultegra CN-6600 106 links
Wheelset	Easton Vista SL
Tire	Schwalbe Ultremo R Kevlar 23x622
Inner Tubes	Schwalbe RR light SV20
Rim Tape	Schwalbe 16-622
Saddle	Fi'zi:k Aliante Delta
Seatpost	RFR Prolight 31.6mm Setback
Seat Clamp	Scape Close 34.9mm
Total weight*	ca. 8.1kg
Frame weight*	ca. 1360g

AGREE 3-SPEED

Frame	HPA 7005 Triple Butted
Size	50, 53, 56, 58, 60, 62, 64 semisloping, also as frameset
Color	Racing Red
Fork	Dedacciai Black Blade Carbon
Headset	FSA Orbit Z semi-integrated
Stem	Syntace F139
Handlebar	Syntace Racelite 2014
Grip Tape	CUBE Grip Control
Rear Derailleur	Shimano Ultegra SL RD-6600GSG
Front Derailleur	Shimano Ultegra SL FD-6603BLG 3-speed, Clamp 34,9mm
Shifter- / Brake-lever	Shimano Ultegra SL ST-6600G, 10-speed
Brakes	Shimano Ultegra SL BR-6600G
Crankset	Shimano Ultegra SL FC-6604 Hollowtech II 52x39x30T., integrated BB
Cassette	Shimano Ultegra CS-6600 12-27T., 10-speed
Chain	Shimano Ultegra CN-6600 108 links
Wheelset	Easton Vista SL
Tire	Schwalbe Ultremo R Kevlar 23x622
Inner Tubes	Schwalbe RR light SV20
Rim Tape	Schwalbe 16-622
Saddle	Fi'zi:k Aliante Delta
Seatpost	RFR Prolight 31.6mm Setback
Seat Clamp	Scape Close 34.9mm
Total weight*	ca. 8.2kg
Frame weight*	ca. 1360g

pro SERIES

AGREE

747

super competition SERIES

hpa HIGH PERFORMANCE ALUMINIUM

ready for race GEOMETRY

FSS FRAME DRIVE SYSTEM

onepiece DESIGN

wet paint SURFACE



AGREE
RACING RED
COMPACT

PRICE
CYCLOCROSS



Target group and intended use

- » High-end roadbike made of High Performance Aluminium. For competition racers and fanatic tour riders.

Frame features

- » 7005er High Performance Aluminium, triple butted
- » RFR-Geometry with stretched sitting position for maximum speed and agile manoeuver
- » Optimized oversized tubes for maximum STW ratio
- » Super rigid CNC machined dropouts
- » Frame Save System - replaceable mech hanger with thread in mech hanger
- » Bottlecage mounting possibilities on seat- and downtube
- » Surface multilayer impact-resistant powder coated
- » Complies with the new EU-Standards - DINplus tested by Velotech
- » Frame sizes available: 50, 53, 56, 58, 60, 62, 64, semisloping; also as frame set

Components

- » Dedacciai Black Blade carbon - lightweight and stiff
- » FSA Orbit Z Steuersatz - stable and durable through industrial bearings
- » Syntace Racelite 2014 - High-class aluminium handle bar, easy changeover to the brake levers
- » Wide ranged Cassette sprocket 12-27T.
- » Easton Vista SL wheelset for clinchers - lightweight and aerodynamic
- » Schwalbe Ultremo R Kevlar - especially lightweight tire with patented belt
- » Fi'zi:k Aliante Delta - comfortable saddle with constant pressure distribution
- » RFR Prolight Setback - seatpost for dynamic sitting position

Option Compact

- » Fully equipped with Shimano Ultegra SL with compact crankset - 20-speed

Option 3-speed

- » Fully equipped with Shimano Ultegra SL - 30-speed

Recommendation

- » Crash Replacement Warranty for fork (see Service)

Test results

- » Roadbike Magazine 04/08: The direct and universal Agree turns any sports rider on. Verdict: Very good

Spare Parts

- » mech hanger #131 red

AGREE COMPACT

Frame	HPA 7005 Triple Butted
Size	50, 53, 56, 58, 60, 62, 64 semisloping, also as frameset
Color	Black Anodized
Fork	Dedacciai Black Blade Carbon
Headset	FSA Orbit Z semi-integrated
Stem	Syntace F139
Handlebar	Syntace Racelite 2014
Grip Tape	CUBE Grip Control
Rear Derailleur	Shimano Ultegra SL RD-6600SSG
Front Derailleur	Shimano Ultegra SL FD-6600BLG 2-speed, Clamp 34,9mm
Shifter- / Brake-lever	Shimano Ultegra SL ST-6600G, 10-speed
Brakes	Shimano Ultegra SL BR-6600G
Crankset	Shimano Ultegra SL FC-6650 Hollowtech II Compact 50x34T., integrated BB
Cassette	Shimano Ultegra CS-6600 12-27T., 10-speed
Chain	Shimano Ultegra CN-6600 106 links
Wheelset	Easton Vista SL
Tire	Schwalbe Ultremo R Kevlar 23x622
Inner Tubes	Schwalbe RR light SV20
Rim Tape	Schwalbe 16-622
Saddle	Fi'zi:k Aliante Delta
Seatpost	RFR Prolight 31.6mm Setback
Seat Clamp	Scape Close 34.9mm
Total weight*	ca. 8.1kg
Frame weight*	ca. 1320g

AGREE 3-SPEED

Frame	HPA 7005 Triple Butted
Size	50, 53, 56, 58, 60, 62, 64 semisloping, also as frameset
Color	Black Anodized
Fork	Dedacciai Black Blade Carbon
Headset	FSA Orbit Z semi-integrated
Stem	Syntace F139
Handlebar	Syntace Racelite 2014
Grip Tape	CUBE Grip Control
Rear Derailleur	Shimano Ultegra SL RD-6600GSG
Front Derailleur	Shimano Ultegra SL FD-6603BLG 3-speed, Clamp 34,9mm
Shifter- / Brake-lever	Shimano Ultegra SL ST-6600G, 10-speed
Brakes	Shimano Ultegra SL BR-6600G
Crankset	Shimano Ultegra SL FC-6604 Hollowtech II 52x39x30T., integrated BB
Cassette	Shimano Ultegra CS-6600 12-27T., 10-speed
Chain	Shimano Ultegra CN-6600 108 links
Wheelset	Easton Vista SL
Tire	Schwalbe Ultremo R Kevlar 23x622
Inner Tubes	Schwalbe RR light SV20
Rim Tape	Schwalbe 16-622
Saddle	Fi'zi:k Aliante Delta
Seatpost	RFR Prolight 31.6mm Setback
Seat Clamp	Scape Close 34.9mm
Total weight*	ca. 8.1kg
Frame weight*	ca. 1320g



AGREE
BLACK ANODIZED
3-F.

PRICE
CYCLOCROSS



RACE
CYCLOCROSS



The Performance Series excels in versatility and quality.

The heart of the Performance series is a double-butted frame in Super light 7005 aluminium. It has a baffling 150.2 stiffness-to-weight index, the clearest indication of sprint qualities.

The compact frame geometry offers the rider a relaxed and comfortable, slightly upright riding position. Steering is well-balanced and allows competition or longer daytrip use.

Supporting these ambitions, we have given these Performance models light-weight wheel sets and vibration-damp-ing Dedacciai Black Blade carbon forks. To cope with long climbing it has a triple crank set with wide-range gears.

Low-resistance Schwalbe tyres, an ergonomic handlebar and a RFR Natural Shape 0.1 R comfort saddle add to a feeling a well being.

Intelligent details like the seamless welding at the seat post mounting (our One Piece Design) or the Frame Save System replaceable derailleur hanger underline the quality of the Performance series.

The Performance models are equally suitable for ambitious sports riders and quality-conscious leisure riders who expect excellent quality and longevity combined with performance.



PRICE
CYCLOCROSS



Target group and intended use

- » High-end roadbike with comfortable-relaxed seating position and firstclass component specifications for long rides, races and training.

Frame features

- » 7005er Aluminium Superlite, double butted
- » RFR-geometry for relaxed and comfortable sitting position for out-of-saddle riding and agile handling
- » Cross ovalized downtube for high stability
- » Optimal Stiffness-to-Weight ratio. Made of tubeset with a fantastic SGI- value of 150.2!
- » Super rigid CNC machined dropouts
- » Frame Save System - replaceable mech hanger with thread in mech hanger
- » Bottlecage mounting possibilities on seat- and downtube
- » Surface multilayer wet-paint
- » Complies with the new EU-Standards - DINplus tested by Velotech
- » Frame sizes available: 50, 53, 56, 58, 60, 62, 64, semisloping

Components

- » Dedacciai Black Blade carbon - lightweight and stiff
- » FSA OS190 oversized stem - extremely stiff
- » FSA Wing Compact - lightweight handlebar for comfortable hand posture and with best position to brake lever and shifter
- » Fully equipped with Shimano Ultegra SL - 30-speed
- » Wide ranged Cassette sprocket 12-27T.
- » Fulcrum Racing 7 wheelset for clincher - aerodynamic
- » Schwalbe Ultremo - clincher with low rolling resistance, good grip and comfort
- » RFR Natural Shape 0.1 R - sportive and comfortable saddle, CUBE CUSTOM DESIGN

Recommendation

- » Crash Replacement Warranty for fork (see Service)

Spare Parts

- » mech hanger #106 silver

STREAMER

Frame	Alu Superlite 7005 Double Butted, RFR-Geometry
Size	50, 53, 56, 58, 60, 62, 64 semisloping
Color	Black Blue Print
Fork	Dedacciai Black Blade Carbon
Headset	FSA No.10 semi-integrated
Stem	FSA OS190 Oversized
Handlebar	FSA Wing Compact Oversized
Grip Tape	CUBE Grip Control
Rear Derailleur	Shimano Ultegra SL RD-6600GSG
Front Derailleur	Shimano Ultegra SL FD-6603BLG 3-speed, Clamp 34,9mm
Shifter- / Brake-lever	Shimano Ultegra SL ST-6600G, 10-speed
Brakes	Shimano Ultegra SL BR-6600G
Crankset	Shimano Ultegra SL FC-6604 Hollowtech II 52x39x30T., integrated BB
Cassette	Shimano Ultegra CS-6600 12-27T., 10-speed
Chain	Shimano Ultegra CN-6600 108 links
Wheelset	Fulcrum Racing 7
Tire	Schwalbe Ultremo 23x622
Inner Tubes	Schwalbe RR Standard SV15
Rim Tape	Schwalbe 16-622
Saddle	RFR Natural Shape 0.1 R
Seatpost	FSA SL280 31.6mm
Seat Clamp	Scape Close 34.9mm
Total weight*	ca. 8.4kg
Frame weight*	ca. 1400g

ready for race GEOMETRY

FSS FRAME DRIVE SYSTEM

onepiece DESIGN

wet paint SURFACE



STREAMER
BLACK BLUE PRINT

PRICE
CYCLOCROSS



Target group and intended use

- » Roadbike with comfortable-relaxed seating position for long rides.

Frame features

- » 7005er Aluminium Superlite, double butted
- » RFR-geometry for relaxed and comfortable sitting position for out-of-saddle riding and agile handling
- » Cross ovalized downtube for high stability
- » Optimal Stiffness-to-Weight ratio. Made of tubeset with a fantastic SGI- value of 150.2!
- » Super rigid CNC machined dropouts
- » Frame Save System - replaceable mech hanger with thread in mech hanger
- » Bottlecage mounting possibilities on seat- and downtube
- » Surface multilayer wet-paint
- » Complies with the new EU-Standards - DINplus tested by Velotech
- » Frame sizes available: 50, 53, 56, 58, 60, 62, 64, semisloping

Components

- » Dedacciai Black Blade carbon - lightweight and stiff
- » FSA OS190 oversized stem - extremely stiff
- » FSA Wing Compact - lightweight handlebar for comfortable hand posture and with best position to brake lever and shifter

- » Shimano Ultegra/Shimano 105 components with triple crankset FC-R553 and integrated BB - 30-speed

- » Wide ranged Cassette sprocket 12-27T.

- » Fulcrum Racing 7 wheelset for clincher - aerodynamic

- » Schwalbe Ultremo - clincher with low rolling resistance, good grip and comfort

- » RFR Natural Shape 0.1 R - sportive and comfortable saddle, CUBE CUSTOM DESIGN

Recommendation

- » Crash Replacement Warranty for fork (see Service)

Spare Parts

- » mech hanger #131 red

ATTEMPT

Frame	Alu Superlite 7005 Double Butted, RFR-Geometry
Size	50, 53, 56, 58, 60, 62, 64 semisloping
Color	Black Red Print
Fork	Dedacciai Black Blade Carbon
Headset	FSA No.10 semi-integrated
Stem	FSA OS190 Oversized
Handlebar	FSA Wing Compact Oversized
Grip Tape	CUBE Grip Control
Rear Derailleur	Shimano Ultegra RD-6600GS
Front Derailleur	Shimano 105 FD-5603BL 3-speed, Clamp 34.9mm
Shifter- / Brake-lever	Shimano Ultegra ST-6600, 10-speed
Brakes	Shimano BR-R560
Crankset	Shimano FC-R553 2-Piece 50x39x30T., integrated BB
Cassette	Shimano 105 CS-5600 12-27T., 10-speed
Chain	Shimano 105 CN-5600 108 links
Wheelset	Fulcrum Racing 7
Tire	Schwalbe Ultremo 23x622
Inner Tubes	Schwalbe RR Standard SV15
Rim Tape	Schwalbe 16-622
Saddle	RFR Natural Shape 0.1 R
Seatpost	FSA SL280 31.6mm
Seat Clamp	Scape Close 34.9mm
Total weight*	ca. 8.9kg
Frame weight*	ca. 1400g

performance SERIES

ATTEMPT

749

ready for race GEOMETRY

FSS FRAME SAVE SYSTEM

onepiece DESIGN

wet paint SURFACE



ATTEMPT
BLACK RED PRINT

PRICE
CYCLOCROSS



Target group and intended use

- » Comfortable, reliable touring bike with a friendly character and high-end component specifications.

Frame features

- » 7005er Aluminium Superlite, double butted
- » RFR-geometry for relaxed and comfortable sitting position for out-of-saddle riding and agile handling
- » Cross ovalized downtube for high stability
- » Optimal Stiffness-to-Weight ratio. Made of tubeset with a fantastic SGI- value of 150.2!
- » Super rigid CNC machined dropouts
- » Frame Save System - replaceable mech hanger with thread in mech hanger
- » Bottlecage mounting possibilities on seat- and downtube
- » Surface multilayer wet-paint
- » Complies with the new EU-Standards - DINplus tested by Velotech
- » Frame sizes available: 50, 53, 56, 58, 60, 62, 64, semisloping

Components

- » Dedacciai Black Blade carbon - lightweight and stiff
- » FSA OS190 oversized stem - extremely stiff
- » FSA Vero Compact for comfortable hand posture and with best position to brake lever and shifter

- » Shimano 105 Black components with crankset FSA Gossamer Megaexo and integrated BB - 30-speed
- » Wide ranged Cassette sprocket 12-27T.
- » Fulcrum Racing 7 wheelset for clincher - aerodynamic
- » Schwalbe Blizzard - wide tires with good grip and long lifetime
- » RFR Natural Shape 0.1 R - sportive and comfortable saddle, CUBE CUSTOM DESIGN

Recommendation

- » Crash Replacement Warranty for fork (see Service)

Test results

- » Roadbike 06/07: "Cube SGI: 150,2 " - unter allen getesteten Rädern der höchste SGI-Wert.

Spare Parts

- » mech hanger #131 red

PELTON

Frame	Alu Superlite 7005 Double Butted, RFR-Geometry
Size	50, 53, 56, 58, 60, 62, 64 semisloping
Color	White Red Print
Fork	Dedacciai Black Blade Carbon
Headset	FSA No.10 semi-integrated
Stem	FSA OS190 Oversized
Handlebar	FSA Vero Compact Oversized
Grip Tape	CUBE Grip Control
Rear Derailleur	Shimano 105 Black RD-5600GSL
Front Derailleur	Shimano 105 Black FD-5603BLI 3-speed, Clamp 34,9mm
Shifter- / Brake-lever	Shimano 105 Black ST-5600L, 10-speed
Brakes	Shimano 105 Black BR-5600L
Crankset	FSA Gossamer Megaexo 50x39x30T., integrated BB
Cassette	Shimano 105 CS-5600 12-27T., 10-speed
Chain	Shimano 105 CN-5600 108 links
Wheelset	Fulcrum Racing 7
Tire	Schwalbe Blizzard 25x622
Inner Tubes	Schwalbe RR Standard SV15
Rim Tape	Schwalbe 16-622
Saddle	RFR Natural Shape 0.1 R
Seatpost	FSA SL280 31.6mm
Seat Clamp	Scape Close 34.9mm
Total weight*	ca. 8,9kg
Frame weight*	ca. 1400g



PELTON
WHITE RED PRINT

PRICE
CYCLOCROSS



Target group and intended use

» Reliable roadbike with 27 gears for tour- and recreational riders.

Frame features

- » 7005er Aluminium Superlite, double butted
- » RFR-geometry for relaxed and comfortable sitting position for out-of-saddle riding and agile handling
- » Cross ovalized downtube for high stability
- » Optimal Stiffness-to-Weight ratio. Made of tubeset with a fantastic SGI- value of 150.2!
- » Super rigid CNC machined dropouts
- » Frame Save System - replaceable mech hanger with thread in mech hanger
- » Bottlecage mounting possibilities on seat- and downtube
- » Surface multilayer wet-paint
- » Complies with the new EU-Standards - DINplus tested by Velotech
- » Frame sizes available: 50, 53, 56, 58, 60, 62, 64, semisloping

Components

- » Dedacciai Black Blade carbon - lightweight and stiff
- » Ritchey Biomax - handlebar with ergonomical shape, very comfortable
- » Shimano Tiagra shifting components - 27-speed
- » Shimano WH-R500 wheelset - with wear-indicator

» Schwalbe Blizzard - wide tires with good grip and long lifetime

» RFR Natural Shape 0.1 R - sportive and comfortable saddle, CUBE CUSTOM DESIGN

Recommendation

» Crash Replacement Warranty for fork (see Service)

Spare Parts

» mech hanger #131 red

AERIAL

Frame	Alu Superlite 7005 Double Butted, RFR-Geometry
Size	50, 53, 56, 58, 60, 62, 64, semisloping
Color	Black White Print
Fork	Dedacciai Black Blade Carbon
Headset	Ritchey Logic OE semi-integrated
Stem	Ritchey OE
Handlebar	Ritchey Biomax Comp
Grip Tape	CUBE Grip Control
Rear Derailleur	Shimano Tiagra RD-4500GS
Front Derailleur	Shimano Tiagra FD-4503BL 3-speed Clamp 34.9mm
Shifter- / Brake-lever	Shimano Tiagra ST-4500, 9-speed
Brakes	Shimano Sora BR-3400
Crankset	Shimano Tiagra FC-4503 2-Piece 50x39x30T., integrated BB
Cassette	Shimano CS-HG50 12-25T., 9-speed
Chain	Shimano CN-HG53 108 links
Wheelset	Shimano WH-R500
Tire	Schwalbe Blizzard 25x622
Inner Tubes	Schwalbe RR Standard SV15
Rim Tape	Schwalbe 16-622
Saddle	RFR Natural Shape 0.1 R
Seatpost	Ritchey OE 31.6mm
Seat Clamp	Scape Close 34.9mm
Total weight*	ca. 9.4kg
Frame weight*	ca. 1400g

performance SERIES

AERIAL

153

ready for race GEOMETRY

FSS FRAME SAVE SYSTEM

onepiece DESIGN

wet paint SURFACE



AERIAL
BLACK WHITE PRINT

PRICE
CYCLOCROSS





Our twin models **X-RACE PRO** and **X-RACE COMP** are the cross-country mates in our road racer family.

They are light, agile and versatile. Cyclo-cross competition can be a very tough discipline so our X-Cross series are fitted with components that are both heavy-duty and light-weight.

For 2009 our X-Race series gets a new, weight-reduced frame. This is made in high-end, triple-buttressed aluminium Ultralite 7005. More stability, more stiffness and a lower weight are the result.

The proven frame geometry with a slightly longer head tube and shorter top tube give a more upright position for better control off-road.

To protect them against dirt, all cables are led over the top tube, which is oval in section. This makes carrying the frame on your shoulder - a typical necessity in all cyclocross races - an easy task. The long wheelbase gives the bike a straight furrow in the dirt and a self-directing track on paved road.

For permanent control and safety during fast descents, we have added double brake levers so no need to let go of the handlebars. To cope with difficult sections, we have fitted extra strong cranks and wide-range cassettes.

The race-bred frame offers ample tyre clearance. Add to that the Easton EC70X carbon forks with cantilever brakes and you've got a winning team. Blocking the wheel even with extreme mud deposit is nearly impossible. The wide 35 mm Schwalbe tyres enables fast acceleration without loss of comfort.

Both X-Race models can be fitted with mudguards. Protecting the frame itself, the derailleur hanger can easily and rapidly be exchanged when damaged thanks to the Frame Save replaceable hanger.

With the emotion of a mountain bike and the riding characteristics of a road racer our X-RACE PRO and X-RACE COMP show themselves as the best choice for fast cross-country riding as well as riding on paved roads. This makes our X-Race series your obvious partner for cyclocross competition or all-round winter training.



PRICE
CYCLOCROSS



Target group and intended use

- » Cyclocross bike with lightweight, stable frame and high end spec. For training, touring and cyclocross.

Frame features

- » 7005er High Performance Aluminium, triple butted
- » RFR-geometry for relaxed and comfortable sitting position for out-of-saddle riding and agile handling
- » Ideal carrying comfort because of oval top tube with cable routing on top of the tube
- » Super rigid CNC machined dropouts
- » Frame Save System - replaceable mech hanger with thread in mech hanger
- » Clean cable routing
- » Possibility to mount fenders
- » Bottlecage mounting possibilities on seat- and downtube
- » Surface multilayer wet-paint
- » Complies with the new EU-Standards - DINplus tested by Velotech
- » Frame sizes available: S (53) , M (56) , L (59) , XL (62), semisloping

Components

- » Easton EC70X carbon for cyclocross
- » FSA Orbit Z Steuersatz - stable and durable through industrial bearings
- » Syntace Racelite 2014 Aluminium handle bar with extra carbon brake lever for maximum control
- » Shimano Ultegra SL components with carbon crankset Truvativ Rouleur and cantileverbrakes Shimano BR-R550 for good brake performance - 20-speed
- » Easton Circuit wheelset for clincher - extremely lightweight for cyclocross
- » Schwalbe Racing Ralph Kevlar - very lightweight folding tire with low rolling resistance and ideal traction
- » Fi'zi:k Aliante Delta - comfortable saddle with constant pressure distribution
- » Syntace P6 - Aluminium seatpost with stepless adjustment, lightweight and stable

Recommendation

- » Crash Replacement Warranty for fork (see Service)

Spare Parts

- » mech hanger #131 red

X-RACE PRO

Frame	HPA 7005 Triple Butted
Size	S (53) , M (56) , L (59) , XL (62) semisloping
Color	White Red Print
Fork	Easton EC70X Carbon
Headset	FSA Orbit Z semi-integrated
Stem	Syntace F139
Handlebar	Syntace Racelite 2014 mit Second brake lever Carbon
Grip Tape	CUBE Grip Control
Rear Derailleur	Shimano Ultegra SL RD-6600SSG
Front Derailleur	Shimano Ultegra SL FD-6600BLG 2-speed, Clamp 34,9mm
Shifter- / Brake-lever	Shimano Ultegra SL ST-6600G, 10-speed
Brakes	Shimano Cantilever BR-R550
Crankset	Truvativ Rouleur Carbon 46x38T., integrated BB
Cassette	Shimano Ultegra CS-6600 12-27T., 10-speed
Chain	Shimano Ultegra CN-6600 106 links
Wheelset	Easton Circuit
Tire	Schwalbe Racing Ralph Kevlar Triple Compound 35x622
Inner Tubes	Schwalbe RR light SV20
Rim Tape	Schwalbe 16-622
Saddle	Fi'zi:k Aliante Delta
Seatpost	Syntace P6 Aluminium 31.6mm
Seat Clamp	Scape Close 34.9mm
Total weight*	ca. 8,3kg
Frame weight*	ca. 1380g



X-RACE PRO
WHITE RED PRINT

PRICE
CYCLOCROSS



Target group and intended use

- » Cyclocross bike with lightweight, stable frame and reliable spec. For training, touring and cyclocross.

Frame features

- » 7005er High Performance Aluminium, triple butted
- » RFR-geometry for relaxed and comfortable sitting position for out-of-saddle riding and agile handling
- » Ideal carrying comfort because of oval top tube with cable routing on top of the tube
- » Super rigid CNC machined dropouts
- » Frame Save System - replaceable mech hanger with thread in mech hanger
- » Clean cable routing
- » Possibility to mount fenders
- » Bottlecage mounting possibilities on seat- and downtube
- » Surface multilayer wet-paint
- » Complies with the new EU-Standards - DINplus tested by Velotech
- » Frame sizes available: S (53) , M (56) , L (59) , XL (62), semisloping

Components

- » Easton EC70X carbon for cyclocross
- » FSA 05190 oversized stem - extremely stiff
- » FSA Vero Compact for comfortable hand posture and with best position to brake lever and shifter
- » Shimano 105 components with crankset Truvativ Elita and cantileverbrakes Shimano BR-R550 - 20-speed
- » Easton Vista SL wheelset for clinchers - lightweight and aerodynamic
- » Schwalbe Racing Ralph tires - lightweight with low rolling resistance and ideal traction
- » RFR Natural Shape 0.1 R - sportive and comfortable saddle, CUBE CUSTOM DESIGN

Recommendation

- » Crash Replacement Warranty for fork (see Service)

Spare Parts

- » mech hanger #131 red

X-RACE COMP

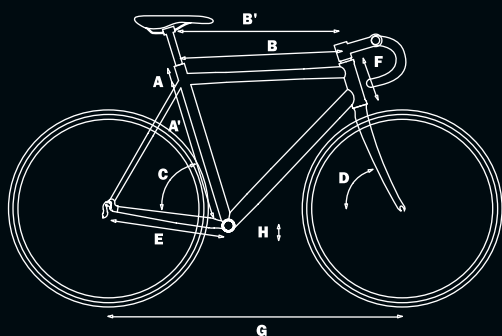
Frame	HPA 7005 Triple Butted
Size	S (53) , M (56) , L (59) , XL (62) semisloping
Color	Black Red Print
Fork	Easton EC70X Carbon
Headset	FSA Orbit Z semi-integrated
Stem	FSA 05190 Oversized
Handlebar	FSA Vero Compact Oversized mit Second brake lever
Grip Tape	CUBE Grip Control
Rear Derailleur	Shimano 105 Black RD-5600SSL
Front Derailleur	Shimano 105 Black FD-5600BLI 2-speed, Clamp 34,9mm
Shifter- / Brake-lever	Shimano 105 Black ST-5600L, 10-speed
Brakes	Shimano Cantilever BR-R550
Crankset	Truvativ Elita 2.2 2-Piece 48x39, integrated BB
Cassette	Shimano 105 CS-5600 12-27T., 10-speed
Chain	Shimano 105 CN-5600 106 links
Wheelset	Easton Vista SL
Tire	Schwalbe Racing Ralph Triple Compound 35x622
Inner Tubes	Schwalbe RR light SV20
Rim Tape	Schwalbe 16-622
Saddle	RFR Natural Shape 0.1 R
Seatpost	FSA SL280 31.6mm
Seat Clamp	Scape Close 34.9mm
Total weight*	ca. 9,2kg
Frame weight*	ca. 1380g



X-RACE COMP
BLACK RED PRINT

PRICE
CYCLOCROSS





LITENING SUPER HPC

Framesize		50cm	53cm	56cm	58cm	60cm	62cm
Seat tube [mm]	A	460	490	520	540	560	580
Seat tube center-center [mm]	A'	404	438	468	490	507	528
Top tube [mm]	B	504	516	531	545	555	567
Top tube horizontal [mm]	B'	520	530	545	560	570	585
Seat tube angle [Degrees]	C	74,5	74,0	73,5	73,0	73,0	73,0
Head tube angle [Degrees]	D	71,5	71,5	72,0	73,0	73,0	73,0
Chainstays [mm]	E	406	406	406	406	406	406
Head tube [mm]	F	110	120	140	158	175	195
Wheelbase [mm]	G	982	986	988	989	999	1009
BB-Height to hub [mm]	H	-68	-68	-65	-65	-65	-65
Frameset *		X	X	X	X	X	X

LITENING HPC

Framesize		53cm	56cm	58cm	60cm	62cm
Seat tube [mm]	A	510	540	560	580	600
Seat tube center-center [mm]	A'	464	494	514	534	554
Top tube [mm]	B	527	538	553	563	573
Top tube horizontal [mm]	B'	535	545	560	570	580
Seat tube angle [Degrees]	C	74,0	73,5	73,0	73,0	73,0
Head tube angle [Degrees]	D	71,5	72,0	73,0	73,0	73,0
Chainstays [mm]	E	405	405	405	405	405
Head tube [mm]	F	121	141	155	175	195
Wheelbase [mm]	G	986	988	989	999	1009
BB-Height to hub [mm]	H	-60	-60	-60	-60	-60
Frameset *		X	X	X	X	X

LITENING SUPER HPT/ LITENING HPT

Framesize		53cm	56cm	58cm	60cm	62cm
Seat tube [mm]	A	490	520	540	560	580
Seat tube center-center [mm]	A'	436	466	485	505	525
Top tube [mm]	B	523	533	546	556	566
Top tube horizontal [mm]	B'	535	545	560	570	580
Seat tube angle [Degrees]	C	74,0	73,5	73,0	73,0	73,0
Head tube angle [Degrees]	D	71,5	72,0	73,0	73,0	73,0
Chainstays [mm]	E	405	405	405	405	405
Head tube [mm]	F	129	143	163	183	203
Wheelbase [mm]	G	986	988	989	999	1009
BB-Height to hub [mm]	H	-60	-60	-60	-60	-60
Frameset *		X	X	X	X	X

AGREE

Framesize		50cm	53cm	56cm	58cm	60cm	62cm	64cm
Seat tube [mm]	A	480	510	540	560	580	600	620
Seat tube center-center [mm]	A'	425	455	485	505	525	545	565
Top tube [mm]	B	514	525	537	551	561	571	582
Top tube horizontal [mm]	B'	525	535	545	560	570	580	590
Seat tube angle [Degrees]	C	74,5	74,0	73,5	73,0	73,0	73,0	73,0
Head tube angle [Degrees]	D	71,5	71,5	72,0	73,0	73,0	73,0	73,0
Chainstays [mm]	E	405	405	405	405	405	405	405
Head tube [mm]	F	115	130	146	160	180	200	215
Wheelbase [mm]	G	982	988	989	989	999	1009	1019
BB-Height to hub [mm]	H	-60	-60	-60	-60	-60	-60	-60
Frameset *		X	X	X	X	X	X	X

AGREE GTC RACE/ PRO

Framesize		53cm	56cm	58cm	60cm	62cm
Seat tube [mm]	A	510	540	560	580	600
Seat tube center-center [mm]	A'	464	494	514	534	554
Top tube [mm]	B	527	538	553	563	573
Top tube horizontal [mm]	B'	535	545	560	570	580
Seat tube angle [Degrees]	C	74,0	73,5	73,0	73,0	73,0
Head tube angle [Degrees]	D	71,5	72,0	73,0	73,0	73,0
Chainstays [mm]	E	405	405	405	405	405
Head tube [mm]	F	141	155	175	195	215
Wheelbase [mm]	G	986	988	989	999	1009
BB-Height to hub [mm]	H	-60	-60	-60	-60	-60
Frameset *		X	X	X	X	X

STREAMER/ATTEMPT/PELTON/ AERIAL

Framesize		50cm	53cm	56cm	58cm	60cm	62cm	64cm
Seat tube [mm]	A	480	510	540	560	580	600	620
Seat tube center-center [mm]	A'	430	460	490	510	530	550	570
Top tube [mm]	B	514	526	537	551	561	571	582
Top tube horizontal [mm]	B'	525	535	545	560	570	580	590
Seat tube angle [Degrees]	C	74,5	74,0	73,5	73,0	73,0	73,0	73,0
Head tube angle [Degrees]	D	71,5	71,5	72,0	73,0	73,0	73,0	73,0
Chainstays [mm]	E	405	405	405	405	405	405	405
Head tube [mm]	F	120	131	151	165	185	202	218
Wheelbase [mm]	G	982	988	989	989	999	1009	1019
BB-Height to hub [mm]	H	-60	-60	-60	-60	-60	-60	-60

X-RACE PRO/COMP

Framesize		53cm	56cm	59cm	62cm
Seat tube [mm]	A	510	540	570	600
Seat tube center-center [mm]	A'	450	480	510	540
Top tube [mm]	B	518	530	552	576
Top tube horizontal [mm]	B'	532	545	565	588
Seat tube angle [Degrees]	C	74,0	73,5	73,5	73,0
Head tube angle [Degrees]	D	71,0	71,5	72,0	72,0
Chainstays [mm]	E	425	425	425	425
Head tube [mm]	F	120	140	160	180
Wheelbase [mm]	G	1019	1023	1030	1048
BB-Height to hub [mm]	H	-64	-64	-60	-60

* Frameset includes frame, headset, seat clamp, fork and seatpost



Triathlon is one of the most demanding sports on earth.

In the classic Ironman race this means swimming 3.8 km, cycling 180 km and running 42.2 km. Most of the triathlete's time is spent on the bicycle.

Time trials are the royal discipline of cycling, because the athlete has to battle solely against the clock and themselves. Every tenth of a second counts!

Both in triathlon and in time trials the influence of air resistance increases exponentially from about 30 km/h onwards. This makes the favourable

aerodynamics of the bike including an aerodynamic position of the rider one of the central parameters which are a decisive factor between success and failure.

Our triathlon specialists and successful Ironman participants have dug deeply in the issue of aerodynamics and its shaping within the technical possibilities of carbon composite and aluminium.

Our result:

Aerodynamic and technically perfect competition machinery with an aesthetic design.



TRIATHLON / TIME TRIAL



TRIATHLON
TIME TRIAL



TRIATHLON
TIME TRIAL

Most of this time is spent in the saddle.

Triathlon with all its dimensions is one of the most appealing sports in the world. The Iron Man distance for example consists of a 3,8km swim, 180km road ride and 42,2km running.

Time Trial is the hors category of road cycling, athletes competing against the clock and themselves. Every tenth of a second counts. With both triathlon and time trials the air-resistance significantly increases when exceeding the 30km/h mark. You need a perfect aerodynamic geometry since it might be that little difference between winning and losing.

To create these bikes we have worked close together with the best triathlon and time trial specialists. We translated the information direct into our designs.

Our goal for 2009: Build aerodynamic and technically perfect race bikes with stunning looks.

Target group and intended use

- » Time trials machine in carbon for professional riders and demanding athletes. For triathlon competition and time trials.

Frame features

- » High Performance Composite Monocoque Aerodynamic
- » HPC Twin Mold Technology for maximum safety and high quality
- » Aerodynamic Geometry - Aerodynamic sitting position due to precipitous seat angle, shortened Headtube and longer toptube
- » Twin Mold Technology at Top-/Down- and seattube - for more stability with less material
- » Widen connection of chainstays, downtube and seattube - extremely stiff
- » Aerodynamic section - downtube, toptube and headtube
- » Aerodynamic seatstays
- » Horizontal dropouts - adjustable length of chainstay (395-400mm)
- » Frame Save System - replaceable mech hanger with thread in mech hanger
- » Anti Chain Suck Plate on the right chainstay
- » Seat clamp integrated in frame

- » Clean and aerodynamic cable routing by routing through frame
- » Bottlecage mounting possibilities on seat- and downtube
- » Surface multilayer wet-paint
- » Complies with the new EU-Standards - DINplus tested by Velotech
- » Frame sizes available: S (49) , M (52), L (55), XL (59), semistoping; also as frame set

Components

- » Easton EC90 Aero CNT - aerodynamic carbon fork, lightweight and extremely stiff
- » FSA Orbit I Carbon - integrated carbon headset with industrial bearings
- » Xentis Aerobase X1 and Aero Action X1 - handle bar combination with integrated brake levers for best aerodynamic positioning and good comfort
- » Sram Red components with TT carbonbrake levern and barend shifter - 20-speed
- » FSA Neo Pro carbon crankset for maximum speed and transmission at time trial
- » Schwalbe Ultremo - lightweight tubular
- » Fi'zi:k Arione Tri Carbon - carbon saddle for triathlon and time trial competition
- » Aero Carbonlight Drop - adjustable seatpost in horizontal direction for different sitting positions

Option Lightweight

- » Lightweight Standard III - carbon wheelset for tubular, CUBE CUSTOM DESIGN

Option Xentis

- » Xentis Mark 1 TT - aerodynamic and lightweight wheelset for tubular

Recommendation

- » Crash Replacement Warranty for frame and fork (see Service)

AERIUM HPC RED TT LIGHTWEIGHT

Frame	HPC Monocoque Aerodynamic Twin Mold Technology
Size	S (49) , M (52), L (55), XL (59) semistoping, also as frameset
Color	Teamline
Fork	Easton EC90 Aero CNT Full Carbon
Headset	FSA Orbit I Carbon
Stem	Syntace F119 Oversized
Handlebar	Xentis Aerobase X1
Tri bar	Xentis Aero Action X1
Grip Tape	CUBE Grip Control
Rear Derailleur	Sram Red
Front Derailleur	Sram Red 2-speed, brazed on
Shifter-/Brake-lever	Sram TT Carbonbrakelver, Sram TT handlebar-end-shifter, 10-speed
Brakes	Sram Red
Crankset	FSA Neo Pro 54x42T., integrated BB
Cassette	Sram OG-1090 11-26T., 10-speed
Chain	Sram PC-1090 108 links
Wheelset	Lightweight Standard III - CUBE EDITION for tubular
Tire	Schwalbe Ultremo 23x622 tubular
Saddle	Fi'zi:k Arione Tri Carbon
Seatpost	Aero Carbonlight Drop
Total weight*	ca. 7,1kg
Frame weight*	ca. 1250g

AERIUM HPC RED TT XENTIS

Frame	HPC Monocoque Aerodynamic Twin Mold Technology
Size	S (49) , M (52), L (55), XL (59) semistoping, also as frameset
Color	Teamline
Fork	Easton EC90 Aero CNT Full Carbon
Headset	FSA Orbit I Carbon
Stem	Syntace F119 Oversized
Handlebar	Xentis Aerobase X1
Tri bar	Xentis Aero Action X1
Grip Tape	CUBE Grip Control
Rear Derailleur	Sram Red
Front Derailleur	Sram Red 2-speed, brazed on
Shifter-/Brake-lever	Sram TT Carbonbrakelver, Sram TT handlebar-end-shifter, 10-speed
Brakes	Sram Red
Crankset	FSA Neo Pro 54x42T., integrated BB
Cassette	Sram OG-1090 11-26T., 10-speed
Chain	Sram PC-1090 108 links
Wheelset	Xentis Mark1 TT for tubular
Tire	Schwalbe Ultremo 23x622 tubular
Saddle	Fi'zi:k Arione Tri Carbon
Seatpost	Aero Carbonlight Drop
Total weight*	ca. 7,4kg
Frame weight*	ca. 1250g



AERIUM HPC
TEAMLINE
RED TT XENTIS

TRIATHLON
TIME TRIAL



Target group and intended use

- » Time trials machine in carbon for professional riders and demanding athletes. For triathlon competition and time trials.

Frame features

- » High Performance Composite Monocoque Aerodynamic
- » HPC Twin Mold Technology for maximum safety and high quality
- » Aerodynamic Geometry - Aerodynamic sitting position due to precipitous seat angle, shortened Headtube and longer toptube
- » Twin Mold Technology at Top-/Down- and seattube - for more stability with less material
- » Widen connection of chainstays, downtube and seattube - extremely stiff
- » Aerodynamic section - downtube, toptube and headtube
- » Aerodynamic seatstays
- » Horizontal dropouts - adjustable length of chainstay (395-400mm)
- » Frame Save System - replaceable mech hanger with thread in mech hanger
- » Anti Chain Suck Plate on the right chainstay
- » Seat clamp integrated in frame
- » Clean and aerodynamic cable routing by routing through frame

- » Bottlecage mounting possibilities on seat- and downtube
- » Surface multilayer wet-paint
- » Complies with the new EU-Standards - DINplus tested by Velotech
- » Frame sizes available: S (49) , M (52) , L (55) , XL (59), semisloping; also as frame set

Components

- » Easton EC90 Aero CNT - aerodynamic carbon fork, lightweight and extremely stiff
- » FSA Orbit I Carbon - integrated carbon headset with industrial bearings
- » Syntace Stratos CX and Syntace C3 handle bar combination for best aerodynamic positioning and good transmission
- » FSA SL-K Light Megaexo carbon crankset with integrated BB
- » Fi'zi:k Arione Tri - triatlonspecific, comfortable saddle
- » Aero Carbonlight Drop - adjustable seatpost in horizontal direction for different sitting positions

Option Dura Ace TT

- » Shimano Dura Ace 2009 components with RL970 TT carbon brake lever and Dura Ace barend shifter SL-BS79 - 20-speed

- » Easton EC90 Aero carbon wheelset for tubulars - ultra lightweight and ultra stiff for maximum acceleration
- » Schwalbe Ultremo - lightweight tubular

Option Ultegra TT

- » Shimano Ultegra SL with RL970 TT carbon brake lever and Dura Ace barend shifter SL-BS78 - 20-speed
- » CUBE HP AERO - aerodynamic High-End wheelset, less spokes, lightweight and stiff
- » Schwalbe Ultremo R Kevlar - especially lightweight tire with patented belt

Recommendation

- » Crash Replacement Warranty for frame and fork (see Service)

AERIUM HPC DURA ACE TT

Frame	HPC Monocoque Aerodynamic Twin Mold Technology
Size	S (49) , M (52) , L (55) , XL (59) semisloping, also as frameset
Color	Teamline
Fork	Easton EC90 Aero CNT Full Carbon
Headset	FSA Orbit I Carbon
Stem	Syntace F119 Oversized
Handlebar	Syntace Stratos CX Carbon Oversized
Tri bar	Syntace C3 Clip
Grip Tape	CUBE Grip Control
Rear Derailleur	Shimano Dura Ace RD-7900SS
Front Derailleur	Shimano Dura Ace FD-7900F 2-speed, brazed on
Shifter-/Brake-lever	RL970 TT carbon brake lever, Shimano Dura Ace SL-BS79 bar end shifters, 10-speed
Brakes	Shimano Dura Ace BR-7900
Crankset	FSA SL-K Light Megaexo Carbon 53x39T., integrated BB
Cassette	Shimano Dura Ace CS-7900 12-25T., 10-speed
Chain	Shimano Dura Ace CN-7900 108 links
Wheelset	Easton EC90 Aero Carbon
Tire	Schwalbe Ultremo 23x622 tubular
Inner Tubes	none
Rim Tape	none
Saddle	Fi'zi:k Arione Tri
Seatpost	Aero Carbonlight Drop
Total weight*	ca. 7,1kg
Frame weight*	ca. 1250g

AERIUM HPC ULTEGRA TT

Frame	HPC Monocoque Aerodynamic Twin Mold Technology
Size	S (49) , M (52) , L (55) , XL (59) semisloping, also as frameset
Color	Teamline
Fork	Easton EC90 Aero CNT Full Carbon
Headset	FSA Orbit I Carbon
Stem	Syntace F119 Oversized
Handlebar	Syntace Stratos CX Carbon Oversized
Tri bar	Syntace C3 Clip
Grip Tape	CUBE Grip Control
Rear Derailleur	Shimano Ultegra SL RD-6600SSG
Front Derailleur	Shimano Ultegra SL FD-6600FG 2-speed, brazed on
Shifter-/Brake-lever	RL970 TT carbon brake lever, Shimano Dura Ace SL-BS78 bar end shifters, 10-speed
Brakes	Shimano Ultegra SL BR-6600G
Crankset	FSA SL-K Light Megaexo Carbon 53x39T., integrated BB
Cassette	Shimano Ultegra CS-6600 12-25T., 10-speed
Chain	Shimano Ultegra CN-6600 108 links
Wheelset	CUBE HP Aero
Tire	Schwalbe Ultremo R Kevlar 23x622
Inner Tubes	none
Rim Tape	none
Saddle	Fi'zi:k Arione Tri
Seatpost	Aero Carbonlight Drop
Total weight*	ca. 7,45kg
Frame weight*	ca. 1250g

super competition RACING

hpc high performance
technology

aerodynamic SYSTEM

twin mold TECHNOLOGY

wet paint SURFACE



AERIUM HPC
TEAMLINE
DURA ACE TT

TRIATHLON
TIME TRIAL



Target group and intended use

- » High end bike made of High Performance Aluminium with first-class specs for triathlon and time trials.

Frame features

- » 7005er High Performance Aluminium, triple butted
- » Aerodynamic Geometry - Aerodynamic sitting position due to precipitous seat angle
- » Top-/Downtube hydroformed - stability with less material
- » Widen connection of chainstays, downtube and seattube - extremely stiff
- » Aerodynamic section - downtube, toptube and headtube
- » Aerodynamic seatstays
- » Super rigid CNC machined dropouts
- » Frame Save System - replaceable mech hanger with thread in mech hanger
- » Clean and aerodynamic cable routing by routing through frame

- » Bottlecage mounting possibilities on seat- and downtube

- » Surface multilayer wet-paint

- » Complies with the new EU-Standards - DINplus tested by Velotech

- » Frame sizes available: S (49) , M (52), L (55), XL (59), semisloping; also as frame set

Components

- » Deddacciai Black Fin full carbon - aerodynamic and lightweight

- » Syntace Stratos CX and Syntace C3 handle bar combination for best aerodynamic positioning and good transmission

- » Shimano Ultegra SL with RL970 TT carbon brake lever and Dura Ace barend shifter SL-B578 - 20-speed

- » FSA SL-K Light Megaexo carbon crankset with integrated BB

- » CUBE HP AERO - aerodynamic High-End wheelset, less spokes, lightweight and stiff

- » Schwalbe Ultremo R Kevlar - especially lightweight tire with patented belt

- » Fi'zi:k Arione Tri - triatlonspecific, comfortable saddle

- » Aero Prolight Drop - aerodynamic seatpost

Recommendation

- » Crash Replacement Warranty for fork (see Service)

Spare Parts

- » mech hanger #131 red

AERIUM RACE

Frame	HPA 7005 Hydroform Triple Butted
Size	S (49) , M (52), L (55), XL (59) semisloping, also as frameset
Color	Racing Red
Fork	Deddacciai Black Fin Carbon
Headset	Acros AL-03 semi-integrated
Stem	Syntace F119 Oversized
Handlebar	Syntace Stratos CX Carbon Oversized
Tri bar	Syntace C3 Clip
Grip Tape	CUBE Grip Control
Rear Derailleur	Shimano Ultegra SL RD-6600SSG
Front Derailleur	Shimano Ultegra SL FD-6600FG 2-speed, brazed on
Shifter-/Brake-lever	RL970 TT carbon brake lever, Shimano Dura Ace SL-B578 bar end shifters, 10-speed
Brakes	Shimano Ultegra SL BR-6600G
Crankset	FSA SL-K light Megaexo Carbon 53x39T., integrated BB
Cassette	Shimano Ultegra CS-6600 12-25T., 10-speed
Chain	Shimano Ultegra CN-6600 108 links
Wheelset	CUBE HP Aero
Tire	Schwalbe Ultremo R Kevlar 23x622
Inner Tubes	Schwalbe RR light SV20
Rim Tape	Schwalbe 16-622
Saddle	Fi'zi:k Arione Tri
Seatpost	Aero Prolight Drop
Seat Clamp	Scape Aero Drop
Total weight*	ca. 8,2kg
Frame weight*	ca. 1430g

hpa SERIES

AERIUM RACE

769

super competition SERIES

hpa HIGH PERFORMANCE RACING

aerodynamic SYSTEM

ready for race GEOMETRY

FSS FRAME SAVE SYSTEM

wet paint SURFACE



AERIUM RACE
RACING RED

TRIATHLON
TIME TRIAL



Target group and intended use

- » Triathlonbike made of High Performance Aluminium for short- and mid-distance triatlons.

Frame features

- » 7005er High Performance Aluminium, triple butted
- » Aerodynamic Geometry - Aerodynamic sitting position due to precipitous seat angle
- » Top-/Downtube hydroformed - stability with less material
- » Widen connection of chainstays, downtube and seattube - extremely stiff
- » Aerodynamic section - downtube, toptube and headtube
- » Aerodynamic seatstays
- » Super rigid CNC machined dropouts
- » Frame Save System - replaceable mech hanger with thread in mech hanger
- » Clean and aerodynamic cable routing by routing through frame
- » Bottlecage mounting possibilities on seat- and downtube
- » Surface multilayer impact-resistant powder coated
- » Complies with the new EU-Standards - DINplus tested by Velotech
- » Frame sizes available: S (49) , M (52), L (55), XL (59), semisloping; also as frame set

Components

- » Dedacciai Black Fin full carbon - aerodynamic and lightweight
- » Syntace Racelite 2014 - High-class aluminium handle bar with Profile T2 tri bar - various positions
- » Shimano Ultegra for precise shifting and brakes Shimano BR-R560 for good brake performance - 20-speed
- » Easton Vista SL wheelset for clinchers - lightweight and aerodynamic
- » Schwalbe Ultremo R Kevlar - especially lightweight tire with patented belt
- » Fi'zi:k Arione Tri - triatlonspecific, comfortable saddle
- » Aero Prolight Drop - aerodynamic seatpost

Recommendation

- » Crash Replacement Warranty for fork (see Service)

Spare Parts

- » mech hanger #131 red

AERIUM PRO

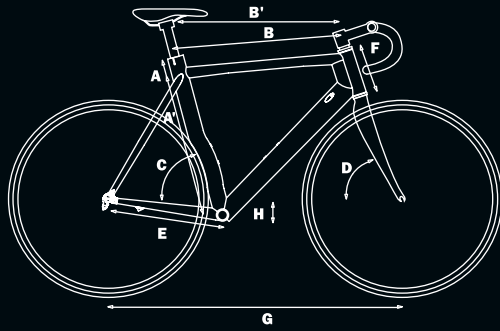
Frame	HPA 7005 Hydroform Triple Butted
Size	S (49) , M (52), L (55), XL (59) semisloping, also as frameset
Color	Black Anodized
Fork	Dedacciai Black Fin Carbon
Headset	Acros A1-03 semi-integrated
Stem	Syntace F139
Handlebar	Syntace Racelite 2014
Tri bar	Profile T2
Grip Tape	CUBE Grip Control
Rear Derailleur	Shimano Ultegra RD-6600SS
Front Derailleur	Shimano Ultegra FD-6600F 2-speed, brazed on
Shifter-/Brake-lever	Shimano Ultegra ST-6600, 10-speed
Brakes	Shimano BR-R560
Crankset	Shimano Ultegra FC-6600 Hollowtech II 53x39T., integrated BB
Cassette	Shimano 105 CS-5600 12-27T., 10-speed
Chain	Shimano 105 CN-5600 108 links
Wheelset	Easton Vista SL
Tire	Schwalbe Ultremo R Kevlar 23x622
Inner Tubes	Schwalbe RR light SV20
Rim Tape	Schwalbe 16-622
Saddle	Fi'zi:k Arione Tri
Seatpost	Aero Prolight Drop
Seat Clamp	Scape Aero Drop
Total weight*	ca. 8,3kg
Frame weight*	ca. 1410g



AERIUM PRO
BLACK ANODIZED

TRIATHLON
TIME TRIAL





AERIUM HPC

Framesize		S (49cm)	M (52cm)	L (55cm)	XL (59cm)
Seat tube [mm]	A	470	500	530	570
Seat tube center-center [mm]	A'	410	440	470	510
Top tube [mm]	B	502	527	548	573
Top tube horizontal [mm]	B'	515	545	560	580
Seat tube angle [Degrees]	C	76,5	76,0	76,0	75,5
Head tube angle [Degrees]	D	71,5	72,0	73,0	73,0
Chainstays [mm]	E	400	400	400	400
Head tube [mm]	F	100	115	138	170
Wheelbase [mm]	G	973	995	1009	1031
BB-Height to hub [mm]	H	-65	-65	-65	-65
Frameset *		X	X	X	X

AERIUM RACE/PRO

Framesize		S (49cm)	M (52cm)	L (55cm)	XL (59cm)
Seat tube [mm]	A	470	500	530	570
Seat tube center-center [mm]	A'	410	440	470	510
Top tube [mm]	B	502	527	548	573
Top tube horizontal [mm]	B'	510	535	555	580
Seat tube angle [Degrees]	C	76,5	76,0	76,0	75,5
Head tube angle [Degrees]	D	71,5	72,0	73,0	73,0
Chainstays [mm]	E	400	400	400	400
Head tube [mm]	F	100	120	142	175
Wheelbase [mm]	G	975	995	1009	1031
BB-Height to hub [mm]	H	-65	-65	-65	-65
Frameset *		X	X	X	X

* Frameset includes frame, headset, seat clamp, fork and seatpost

TRIATHLON
TIME TRIAL



Natural cycling

Cycling has earned its place in daily life.

Everyday cycling has developed into an important factor in our society due to the limits to natural resources and an increased focus on sustainability. The bike has become an integral part of our mobility mix.

Health benefits are a further factor that lead to an increasing use of the bike. The concept that people are ultimately responsible for their own health is rapidly growing in popularity.

*Our **CUBE** touring bikes meet these challenges with well-considered concepts.*

Ideally, a person and bike form a perfect unit.

The main requirement is the frame geometry, taking into account the kind of performance required in combination with ergonomic concepts related to the type of rider. A good frame optimally supports rider movement, and it helps support the vertebral column.

The high end specification stands up to everyday use and the active safety concept with appropriate brakes and lighting system constitute a useful and at the same time indispensable completion for relaxed cycling.

*For a weekend ride with the family, for daily commuting in the city or a bicycle holiday, our **CUBE** touring bicycle program offers a large array of touring bikes that are ideally suited for natural cycling and that will contribute to your well-being.*



All roads towards the country start on the streets. And the streets often start in town.

*That is, simply said, the basic thought behind the universal use of our **Country Light Series**.*

Brief rides in the city, short trips on the moors or meadow, our cross bikes are very suitable to accompany their owners anywhere they want to go. Short side steps from paved roads are always welcome.

Our Country Lite models excel in superior quality and sports properties.

Light and stiff aluminium frames with comfortable rider position enable good acceleration and fast rides. The high bottom bracket keeps pedals free from the ground when cornering. As the

bikes can be used for various purposes, our crossers all have a 48 teeth chain wheel. This guarantees a fast sprint on flat roads, on hill climbs and off road.

A long wheelbase and wide 28" tyres run silently and keep in track both on and off road. With stable cockpit components and proven brake systems, our crossers never give an unsafe feeling even in difficult situations. For the necessary extra comfort they have wide and soft saddles and adjustable suspension forks.

*For riders who love the lightness of cross bicycles and prefer the advantages of a gear hub, we offer two models: the **HOOPER** and the **HYDE**.*

Whether dirt road or tarmac, steep climb or fast down hill - with the models from our Country Light series all roads lead into the country.

And because such rides often lead through mud, and the hunger hammer can suddenly hit, all Country Lite models can be fitted with mudguards, bottle cages and luggage racks.



Target group and intended use

- » High end hybride bike for those who are looking for a comfortable hybride bike for touring

Frame features

- » 7005er Aluminium Superlite, double butted
- » Cross ovalized downtube for high stability
- » Reinforced gussets in high stress areas
- » Comfortable riding position with sloping top tube
- » CNC machined Disc for excellent heat dissipation
- » Super rigid 3D dropouts
- » Frame Save System - replaceable mech hanger with thread in mech hanger
- » Clean cable routing
- » Bottlecage mounting possibilities on seat- and downtube
- » Mudguard and rear carrier frame lugs
- » Anodized and scratch-resistant surface
- » Complies with the new EU-Standards - DINplus tested by Velotech
- » Frame size: 46, 50, 54, 58, 62 cm; Lady 46, 50, 54 cm

Components

- » CUBE Ultralight Screw-On-Race-Grip
- » Schwalbe Racing Ralph Kevlar folding tires with low rolling resistance still providing great traction

Option SL

- » Suntour NRX-RLD air-/hydr. suspension fork with remote-lockout and adjustable rebound
- » Syntace F99 - ultralight and durable stem
- » Syntace Duraflite 2014 alloy handlebar incl. RFR-Barends - light and durable
- » full Shimano Deore XT Shadow groupset
- » Mavic A317- lightweight double wall rim
- » Shimano PD-M520 click pedals
- » Fi'zi:k Tundra MG - high end ergonomical saddle
- » Thomson seatpost - light and flexible

Option Oro

- » Suntour NCX-E RL air-/hydr. suspension fork with remote-lockout
- » Syntace F139 - very light and durable stem
- » Easton EA50 - lightweight Aluminium handlebar
- » Shimano Deore XT Shadow groupset

- » Formula Oro K18 hydr. Disc brake
- » Shimano Deore XT crank set with chainring guard
- » Alex EN24 lightweight double wall rim with Shimano Deore XT Disc hubs
- » Scape Active 3 - comfortable saddle with more support
- » RFR Prolight setback seatpost - for a dynamic seat position

Spare parts

- » Mech hanger #123 silver

TONOPAH SL

Frame	Alu Superlite 7005 Trekking Double Butted
Size	46, 50, 54, 58, 62; Lady: 46, 50, 54
Color	Black Anodized
Fork	Suntour NRX-R LD 63mm, Remote-Speedlock
Headset	FSA Orbit Z semi-integrated
Stem	Syntace F99
Handlebar	Syntace Duraflite 2014 incl. RFR-Barends
Grips	CUBE Ultralight Screw-On-Race-Grip
Rear Derailleur	Shimano Deore XT RD-M771 Top Normal
Front Derailleur	Shimano Deore XT FD-M770 Top Swing, 34.9mm
Shifter	Shimano Deore XT SL-M770 Rapidfire-Plus, 9-speed
Brakes	Shimano Deore XT BR-M775 hydr. Disc Brake (180/160mm)
Crankset	Shimano Deore XT FC-M771-K Hollowtech II 48x36x26T., 175mm, integrated BB, Chainguard
Cassette	Shimano Deore XT CS-M770 11-32T., 9-speed
Chain	Shimano CN-HG93 114 links
Rims	Mavic A317
Front Hub	Shimano Deore XT HB-M775 Centerlock
Rear Hub	Shimano Deore XT FH-M775 Centerlock
Spokes	DT Swiss Competition 2.0-1.8-2.0 black
Tire	Schwalbe Racing Ralph Kevlar Triple Compound 36-622
Inner Tubes	Schwalbe Trekking light SV18
Rim Tape	Schwalbe 22-622
Pedals	Shimano PD-M520
Saddle	Fi'zi:k Tundra MG
Seatpost	Thomson Elite 31.6mm Setback
Seat Clamp	Scape Varioclose 34.9mm
Total weight*	ca. 10,9kg
Frame weight*	ca. 1700g

TONOPAH ORO

Frame	Alu Superlite 7005 Trekking Double Butted
Size	46, 50, 54, 58, 62; Lady: 46, 50, 54
Color	Black Anodized
Fork	Suntour NCX-E RL 63mm, Remote-Speedlock
Headset	FSA No.10 semi-integrated
Stem	Syntace F139
Handlebar	Easton EA 50 Lowrider
Grips	CUBE Double Duometer
Rear Derailleur	Shimano Deore XT RD-M771 Top Normal
Front Derailleur	Shimano Deore XT FD-M770 Top Swing, 34.9mm
Shifter	Shimano Deore XT SL-M770 Rapidfire-Plus, 9-speed
Brakes	Formula Oro K18 hydr. Disc Brake (180/160mm)
Crankset	Shimano Deore XT FC-M771-K Hollowtech II 48x36x26T., 175mm, integrated BB, Chainguard
Cassette	Shimano Deore XT CS-M770 11-32T., 9-speed
Chain	Shimano CN-HG93 114 links
Rims	Alex EN24
Front Hub	Shimano Deore XT Disc HB-M756
Rear Hub	Shimano Deore XT Disc FH-M756
Spokes	DT Swiss Competition 2.0-1.8-2.0 black
Tire	Schwalbe Racing Ralph Kevlar Triple Compound 36-622
Inner Tubes	Schwalbe Trekking light AV18
Rim Tape	Schwalbe 22-622
Pedals	Fasten Alu
Saddle	Scape Active 3
Seatpost	RFR Prolight 31.6mm Setback
Seat Clamp	Scape Varioclose 34.9mm
Total weight*	ca. 11,0kg
Frame weight*	ca. 1700g



TONOPAH
BLACK ANODIZED
SL



Target group and intended use

- » *Hybride bike suited for those who are looking for a sportful/comfortable hybride bike*

Frame features

- » *7005er Aluminium Superlite, double butted*
- » *Cross ovalized downtube for high stability*
- » *Reinforced gussets in high stress areas*
- » *Comfortable riding position with sloping top tube*
- » *CNC machined Disc for excellent heat dissipation*
- » *Super rigid 3D dropouts*
- » *Frame Save System - replaceable mech hanger with thread in mech hanger*
- » *Clean cable routing*
- » *Bottlecage mounting possibilities on seat- and downtube*
- » *Mudguard and rear carrier frame lugs*
- » *Surface multilayer wet-paint*
- » *Complies with the new EU-Standards - DINplus tested by Velotech*
- » *Frame size: 46, 50, 54, 58, 62 cm; Lady 46, 50, 54 cm*

Components

- » *Suntour NCX-E RL air-/hydr. suspension fork with remote-lockout*
- » *Syntace F139 - very light and durable stem*
- » *Easton EA50 - lightweight Aluminium handlebar*
- » *Shimano Deore XT Shadow/SLX/Deore groupset*
- » *Formula Oro K18 hydr. Disc brake*
- » *high-end and lightweight Shimano SLX crank set with chainring guard*
- » *Alex EN24 lightweight double wall rim with Shimano Deore XT Disc hubs*
- » *Schwalbe Racing Ralph Kevlar folding tires with low rolling resistance still providing great traction*
- » *Scape Active 3 - comfortable saddle with more support*
- » *RFR Prolight setback seatpost - for a dynamic seat position*

Spare parts

- » *Mech hanger #123 silver*

CROSS

Frame	<i>Alu Superlite 7005 Trekking Double Butted</i>
Size	<i>46, 50, 54, 58, 62; Lady: 46, 50, 54</i>
Color	<i>White n' Grey</i>
Fork	<i>Suntour NCX-E RL 63mm, Remote-Speedlock</i>
Headset	<i>FSA No.10 semi-integrated</i>
Stem	<i>Syntace F139</i>
Handlebar	<i>Easton EA 50 Lowrider</i>
Grips	<i>CUBE Double Duometer</i>
Rear Derailleur	<i>Shimano Deore XT RD-M771 Top Normal</i>
Front Derailleur	<i>Shimano SLX FD-M660 Top Swing, 34.9mm</i>
Shifter	<i>Shimano Deore SL-M530 Rapidfire-Plus, 9-speed</i>
Brakes	<i>Formula Oro K18 hydr. Disc Brake (180/160mm)</i>
Crankset	<i>Shimano SLX FC-M660 Hollowtech II 48x36x26T., 175mm, integrated BB, Chainguard</i>
Cassette	<i>Shimano CS-HG50 11-32T., 9-speed</i>
Chain	<i>Shimano CN-HG53 114 links</i>
Rims	<i>Alex EN24</i>
Front Hub	<i>Shimano Deore XT Disc HB-M756</i>
Rear Hub	<i>Shimano Deore XT Disc FH-M756</i>
Spokes	<i>DT Swiss Champion 2.0 black</i>
Tire	<i>Schwalbe Racing Ralph Kevlar Triple Compound 36-622</i>
Inner Tubes	<i>Schwalbe Trekking light AV18</i>
Rim Tape	<i>Schwalbe 22-622</i>
Pedals	<i>Fasten Alu</i>
Saddle	<i>Scape Active 3</i>
Seatpost	<i>RFR Prolight 31.6mm Setback</i>
Seat Clamp	<i>Scape Varioclose 34.9mm</i>
Total weight*	<i>ca. 12.0kg</i>
Frame weight*	<i>ca. 1700g</i>



CROSS
WHITE'N'GREY



Target group and intended use

- » Sportful Hybride bike equipped with low maintenance HS-33 brakes

Frame features

- » 7005er Aluminium Superlite, double butted
- » Cross ovalized downtube for high stability
- » Reinforced gussets in high stress areas
- » Comfortable riding position with sloping top tube
- » CNC machined Disc for excellent heat dissipation
- » Super rigid 3D dropouts
- » Frame Save System - replaceable mech hanger with thread in mech hanger
- » Clean cable routing
- » Bottlecage mounting possibilities on seat- and downtube
- » Mudguard and rear carrier frame lugs
- » Surface multilayer wet-paint
- » Complies with the new EU-Standards - DINplus tested by Velotech
- » Frame size: 46, 50, 54, 58, 62 cm; Lady 46, 50, 54 cm

Components

- » Suntour NCX-D RL suspension fork remote-lockout
- » FSA No.10 - lightweight semi integrated headset
- » FSA OS190/XC300 - stem handlebar combination, Lady frames Humpert Ergorizer-handlebar
- » Shimano Deore XT Shadow/SLX/Deore groupset
- » Magura HS33 hydr. rim brake - low maintenance
- » high-end and lightweight Shimano SLX crank set with chainring guard
- » Alex EN24 lightweight double wall rim with Shimano Deore LX hubs
- » Schwalbe Racing Ralph Performance Line comfort tires
- » Scape Active 3 - comfortable saddle with more support
- » RFR Prolight setback seatpost - for a dynamic seat position

Spare parts

- » Mech hanger #123 silver

PURE

Frame	Alu Superlite 7005 Trekking Double Butted
Size	46, 50, 54, 58, 62; Lady: 46, 50, 54
Color	White Blue Print or Black'n'Grey
Fork	Suntour NCX-D RL 63mm, Remote-Speedlock
Headset	FSA No.10 semi-integrated
Stem	FSA OS190
Handlebar	FSA XC300 Lowrider, Lady: Humpert Ergorizer
Grips	CUBE Double Duometer
Rear Derailleur	Shimano Deore XT RD-M771 Top Normal
Front Derailleur	Shimano SLX FD-M660 Top Swing, 34.9mm
Shifter	Shimano Deore SL-M530 Rapidfire-Plus, 9-speed
Brakes	Magura HS33 hydr. Caliper Brake
Crankset	Shimano SLX FC-M660 Hollowtech II 48x36x26T., 175mm, integrated BB, Chainguard
Cassette	Shimano CS-HG50 11-32T., 9-speed
Chain	Shimano CN-HG53 114 links
Rims	Alex EN24
Front Hub	Shimano Deore LX HB-T660
Rear Hub	Shimano Deore LX FH-T660
Spokes	DT Swiss Champion 2.0 black
Tire	Schwalbe Racing Ralph Performance Line 36-622
Inner Tubes	Schwalbe Trekking light AV18
Rim Tape	Schwalbe 22-622
Pedals	Fasten Alu
Saddle	Scape Active 3
Seatpost	RFR Prolight 31.6mm Setback
Seat Clamp	Scape Varioclose 34.9mm
Total weight*	ca. 11.3kg
Frame weight*	ca. 1700g



PURE
WHITE BLUE PRINT



PURE LADY
BLACK'N'GREY

TOUR

Target group and intended use

- » High-end hybriide with powerful disc brakes for daily commuting

Frame features

- » 7005er Aluminium Superlite, double butted
- » Cross ovalized downtube for high stability
- » Reinforced gussets in high stress areas
- » Comfortable riding position with sloping top tube
- » CNC machined Disc for excellent heat dissipation
- » Super rigid 3D dropouts
- » Frame Save System - replaceable mech hanger with thread in mech hanger
- » Clean cable routing
- » Bottlecage mounting possibilities on seat- and downtube
- » Mudguard and rear carrier frame lugs
- » Surface multilayer wet-paint
- » Complies with the new EU-Standards - DINplus tested by Velotech
- » Frame size: 46, 50, 54, 58, 62 cm; Lady 46, 50, 54 cm

Components

- » Suntour NCX-D RL suspension fork remote-lockout
- » FSA No.10 - lightweight semi integrated headset
- » FSA 05190/XC300 - stem handlebar combination, Lady frames Humpert Ergorizer-handlebar
- » Shimano Deore XT Shadow/SLX/Deore groupset
- » Stroker Ryde hydr. Disc brake for optimal brake performance
- » Shimano FC-M543 - lightweight crankset with chainring guard, 2-Piece integrated BB
- » Alex EN24 lightweight double wall rim with Shimano M525 hubs
- » Schwalbe Racing Ralph Performance Line comfort tires
- » Scape Active 3 - comfortable saddle with more support
- » RFR Prolight setback seatpost - for a dynamic seat position

Test results


- » TREKKINGBIKE 03/08: "TREKKINGBIKE 03/08: "Within a few yards the CUBE displays its character. A playful lover of curves."

Spare parts


- » Mech hanger #123 silver

NATURE

Frame	Alu Superlite 7005 Trekking Double Butted
Size	46, 50, 54, 58, 62; Lady: 46, 50, 54
Color	Black'n'Grey
Fork	Suntour NCX-D RL 63mm, Remote-Speedlock
Headset	FSA No.10 semi-integrated
Stem	FSA 05190
Handlebar	FSA XC300 Lowrider, Lady: Humpert Ergorizer
Grips	CUBE Double Duometer
Rear Derailleur	Shimano Deore XT RD-M771 Top Normal
Front Derailleur	Shimano SLX FD-M660 Top Swing, 34.9mm
Shifter	Shimano Deore SL-M530 Rapidfire-Plus, 9-speed
Brakes	Hayes Stroker Ryde hydr. Disc Brake (160/160mm)
Crankset	Shimano FC-M543-SK 2-Piece 48x36x26T., 175mm, integrated BB, Chainguard
Cassette	Shimano CS-HG50 11-32T., 9-speed
Chain	Shimano CN-HG53 114 links
Rims	Alex EN24
Front Hub	Shimano Disc HB-M525
Rear Hub	Shimano Disc FH-M525
Spokes	DT Swiss Champion 2.0 black
Tire	Schwalbe Racing Ralph Performance Line 36-622
Inner Tubes	Schwalbe Trekking light SV18
Rim Tape	Schwalbe 22-622
Pedals	Fasten Alu
Saddle	Scape Active 3
Seatpost	RFR Prolight 31.6mm Setback
Seat Clamp	Scape Varioclose 34.9mm
Total weight*	ca. 12.0kg
Frame weight*	ca. 1700g

 | country lite SYSTEM

 | aluminium ULTRALITE

 | wet paint SURFACE



NATURE
BLACK'N'GREY



Target group and intended use

- » *Hybride with low maintenance hydraulic rim brakes and light wheels*

Frame features

- » *7005er Aluminium Lite, heat treated*
- » *Reinforced gussets in high stress areas*
- » *Comfortable riding position with sloping top tube*
- » *Disc brake option available*
- » *Replaceable mech hanger with thread in mech hanger*
- » *Clean cable routing*
- » *Bottlecage mounting possibilities on seat- and downtube*
- » *Mudguard and rear carrier frame lugs*
- » *Surface multilayer wet-paint*
- » *Complies with the new EU-Standards - DINplus tested by Velotech*
- » *Frame size: 46, 50, 54, 58, 62 cm; Lady 46, 50, 54 cm*

Components

- » *Suntour NCX-D RL suspension fork remote-lockout*
- » *FSA No.10 - lightweight semi integrated headset*
- » *FSA OS190/XC300 - stem handlebar combination, Lady frames Humpert Ergorizer-handlebar*
- » *Shimano Deore XT Shadow/Deore groupset*
- » *Magura HS11 hydr. rim brake - low maintenance*
- » *Shimano FC-M521 - lightweight Octalink crankset*
- » *Alex EN24 lightweight double wall rim with Shimano Deore hubs*
- » *Schwalbe CX Comp - comfort tires with good grip*
- » *Scape Active 3 - comfortable saddle with more support*
- » *RFR Prolight setback seatpost - for a dynamic seat position*

Spare parts

- » *Mech hanger #101 silver*

OVERLAND

Frame	<i>Alu Lite 7005 Trekking</i>
Size	<i>46, 50, 54, 58, 62; Lady: 46, 50, 54</i>
Color	<i>White n' Grey or Cold Black</i>
Fork	<i>Suntour NCX-D RL 63mm, Remote-Speedlock</i>
Headset	<i>FSA No.10 semi-integrated</i>
Stem	<i>FSA OS190</i>
Handlebar	<i>FSA XC300 Lowrider, Lady: Humpert Ergorizer</i>
Grips	<i>CUBE Double Duometer</i>
Rear Derailleur	<i>Shimano Deore XT RD-M771 Top Normal</i>
Front Derailleur	<i>Shimano Deore FD-M530 Top Swing, 34.9mm</i>
Shifter	<i>Shimano Deore SL-M530 Rapidfire-Plus, 9-speed</i>
Brakes	<i>Magura HS11 hydr. Caliper Brake</i>
Crankset	<i>Shimano FC-M521-S Octalink 48x36x26T., 175mm, BB Shimano BB-ES25, Chainguard</i>
Cassette	<i>Shimano CS-HG50 11-32T., 9-speed</i>
Chain	<i>Shimano CN-HG53 114 links</i>
Rims	<i>Alex EN24</i>
Front Hub	<i>Shimano Deore HB-M530</i>
Rear Hub	<i>Shimano Deore FH-M530</i>
Spokes	<i>DT Swiss Stainless 2.0</i>
Tire	<i>Schwalbe CX Comp 36-622</i>
Inner Tubes	<i>Schwalbe Trekking Standard AV17</i>
Rim Tape	<i>Schwalbe 22-622</i>
Pedals	<i>Fasten Alu</i>
Saddle	<i>Scape Active 3</i>
Seatpost	<i>RFR Prolight 31.6mm Setback</i>
Seat Clamp	<i>Scape Varioclose 34.9mm</i>
Total weight*	<i>ca. 12,2kg</i>
Frame weight*	<i>ca. 1800g</i>



OVERLAND
COLD BLACK



OVERLAND LADY
WHITE 'N' GREY

Target group and intended use

- » *Comfortable and reliable hybride equipped with excellent parts. Suited for fitness*

Frame features

- » *7005er Aluminium Lite, heat treated*
- » *Reinforced gussets in high stress areas*
- » *Comfortable riding position with sloping top tube*
- » *Replaceable mech hanger with thread in mech hanger*
- » *Clean cable routing*
- » *Bottlecage mounting possibilities on seat- and downtube*
- » *Mudguard and rear carrier frame lugs*
- » *Surface multilayer wet-paint*
- » *Complies with the new EU-Standards - DINplus tested by Velotech*
- » *Frame size: 46, 50, 54, 58, 62 cm; Lady 46, 50, 54 cm*

Components

- » *Suntour NCX-D LO suspension fork with lockout*
- » *FSA No.10 - lightweight semi integrated headset*
- » *FSA OS190/XC300 - stem handlebar combination, Lady frames Humpert Ergorizer-handlebar*
- » *Shimano Deore LX/Deore groupset*
- » *Shimano M485 hydr. Disc brakes with great brake performance*
- » *Shimano FC-M443 - crank set with chainring guard*
- » *Alex EN24 lightweight double wall rim with Shimano RM65 Disc hubs*
- » *Schwalbe CX Comp - comfort tires with good grip*
- » *Scape Active 3 - comfortable saddle with more support*

Spare parts

- » *Mech hanger #101 silver*

CURVE

Frame	<i>Alu Lite 7005 Trekking</i>
Size	<i>46, 50, 54, 58, 62; Lady: 46, 50, 54</i>
Color	<i>White'n'Black or Cold Grey</i>
Fork	<i>Suntour NCX-D LO 63mm, Speedlock</i>
Headset	<i>FSA No.10 semi-integrated</i>
Stem	<i>FSA OS190</i>
Handlebar	<i>FSA XC300 Lowrider, Lady: Humpert Ergorizer</i>
Grips	<i>CUBE Double Duometer</i>
Rear Derailleur	<i>Shimano Deore LX RD-T661 Top normal</i>
Front Derailleur	<i>Shimano Deore FD-M530 Top Swing, 34.9mm</i>
Shifter	<i>Shimano Deore SL-M530 Rapidfire-Plus, 9-speed</i>
Brakes	<i>Shimano BR-M485 hydr. Disc Brake (160/160)</i>
Crankset	<i>Shimano FC-M443-S 48x36x26T., 170mm, BB Shimano BB-UN26, Chainguard</i>
Cassette	<i>Shimano CS-HG50 11-32T., 9-speed</i>
Chain	<i>Shimano CN-HG53 114 links</i>
Rims	<i>Alex EN24</i>
Front Hub	<i>Shimano Disc HB-RM65</i>
Rear Hub	<i>Shimano Disc FH-RM65</i>
Spokes	<i>DT Swiss Stainless 2.0</i>
Tire	<i>Schwalbe CX Comp 36-622</i>
Inner Tubes	<i>Schwalbe Trekking Standard AV17</i>
Rim Tape	<i>Schwalbe 22-622</i>
Pedals	<i>Fasten Alu</i>
Saddle	<i>Scape Active 3</i>
Seatpost	<i>Scape Light 31.6mm</i>
Seat Clamp	<i>Scape Varioclose 34.9mm</i>
Total weight*	<i>ca. 12,8kg</i>
Frame weight*	<i>ca. 1800g</i>



CURVE
COLD GREY



CURVE LADY
WHITE 'N' BLACK

Target group and intended use

- » Solid hybride with excellent handling and reliable parts. Suited for tour and fitness.

Frame features

- » 7005er Aluminium Lite, heat treated
- » Reinforced gussets in high stress areas
- » Comfortable riding position with sloping top tube
- » Disc brake option available
- » Replaceable mech hanger with thread in mech hanger
- » Clean cable routing
- » Bottlecage mounting possibilities on seat- and downtube
- » Mudguard and rear carrier frame lugs
- » Surface multilayer wet-paint
- » Complies with the new EU-Standards - DINplus tested by Velotech
- » Frame size: 46, 50, 54, 58, 62 cm; Lady 46, 50, 54 cm

Components

- » Suntour NEX4610 suspension fork with lockout
- » FSA No.10 - lightweight semi integrated headset
- » FSA OS190/XC300 - stem handlebar combination, Lady frames Humpert Ergorizer-handlebar
- » Shimano Deore groupset
- » Shimano M422 - grippy cantilever brakes
- » Shimano FC-M443 - crank set with chainring guard
- » Schumann Yak - durable rim
- » Schwalbe CX Comp - comfort tires with good grip
- » Scape Active 3 - comfortable saddle with more support

Spare parts

- » Mech hanger #101 silver


LTD CLS PRO

Frame	Alu Lite 7005 Trekking
Size	46, 50, 54, 58, 62; Lady: 46, 50, 54
Color	Cold Black
Fork	Suntour NEX4610 63mm, Speedlock
Headset	FSA No.10 semi-integrated
Stem	FSA OS190
Handlebar	FSA XC300 Lowrider, Lady: Humpert Ergorizer
Grips	CUBE Double Duometer
Rear Derailleur	Shimano Deore RD-M531 Top normal
Front Derailleur	Shimano Deore FD-M530 Top Swing, 34.9mm
Shifter	Shimano Deore SL-M530 Rapidfire-Plus, 9-speed
Brakes	Shimano BR-M422 V-Brake/BL-M422 Brake Lever
Crankset	Shimano FC-M443-S 48x36x26T., 170mm, BB Shimano BB-UN26, Chainguard
Cassette	Shimano CS-HG50 11-32T., 9-speed
Chain	Shimano CN-HG53 114 links
Rims	Schürmann Yak
Front Hub	Shimano HB-RM40
Rear Hub	Shimano FH-RM30
Spokes	DT Swiss Stainless 2.0
Tire	Schwalbe CX Comp 36-622
Inner Tubes	Schwalbe Trekking Standard AV17
Rim Tape	Schwalbe 22-622
Pedals	Fasten Alu
Saddle	Scape Active 3
Seatpost	Scape Light 31.6mm
Seat Clamp	Scape Varioclose 34.9mm
Total weight*	ca. 13,3kg
Frame weight*	ca. 1800g


 | country lite SERIES

LTD CLS PRO

789

 | country lite SYSTEM

 | aluminium LITE

 | wet paint SURFACE



LTD CLS PRO
COLD BLACK

TOUR



Target group and intended use

- » Comfortable hybride with an up right position and 24 gears. Suitable for fitness.

Frame features

- » 6061er Aluminium, heat treated
- » Reinforced gussets in high stress areas
- » Comfortable riding position with sloping top tube
- » Disc brake option available
- » Replaceable mech hanger with thread in mech hanger
- » Clean cable routing
- » Bottlecage mounting possibilities on seat- and downtube
- » Mudguard and rear carrier frame lugs
- » Surface multilayer wet-paint
- » Complies with the new EU-Standards - DINplus tested by Velotech
- » Frame size: 46, 50, 54, 58, 62 cm; Lady 46, 50, 54 cm

Components

- » Suntour NEX4110 suspension fork with coil spring
- » FSA OS190/XC300 - stem handlebar combination, Lady frames Humpert Ergorizer-handlebar
- » Shimano Alivio groupset with EZ-FIRE STI - 24-speed
- » Shimano M422 - grippy cantilever brakes
- » Shimano FC-M31 - crank set with chainring guard
- » Rigida ZAC 2000 - double wall rim
- » Schwalbe CX Comp - comfort tires with good grip
- » Scape Active - ergonomic saddle

Spare parts

- » Mech hanger #101 silver

LTD CLS COMP

Frame	Alu 6061 Trekking
Size	46, 50, 54, 58, 62; Lady: 46, 50, 54
Color	Cold Black
Fork	Suntour NEX4110 63mm
Headset	Scape Ahead Set
Stem	FSA OS190
Handlebar	FSA XC300 Lowriser
Grips	Scape
Rear Derailleur	Shimano Alivio RD-M410 Top Normal
Front Derailleur	Shimano Alivio FD-M412 Top Swing, 34.9mm
Shifter / Brake Lever	Shimano ST-EF60 EZ Fire Plus, 8-speed
Brakes	Shimano BR-M422 V-Brake Front & Rear
Crankset	Shimano FC-M31 48x38x28T., 170mm, BB Shimano BB-UN26, Chainguard
Cassette	Shimano CS-HG30 11-32T., 8-speed
Chain	KMC 114 links
Rims	Rigida Zac 2000
Front Hub	Shimano HB-RM40
Rear Hub	Shimano FH-RM30
Spokes	Stainless 2.0
Tire	Schwalbe CX Comp 700x35C
Inner Tubes	Kenda AV
Rim Tape	Kenda
Pedals	Fasten Alu
Saddle	Scape Active
Seatpost	Scape Light 30.4mm
Seat Clamp	Scape Varioclose 34.9mm
Total weight*	ca. 13,5kg
Frame weight*	ca. 1950g



LTD CLS COMP
COLD BLACK



Target group and intended use

- » Performance driven hybride with low maintenance gearhub and sporty look

Frame features

- » 7005er High Performance Aluminium, triple butted
- » Cross ovalized downtube for high stability
- » Reinforced gussets in high stress areas
- » Comfortable riding position with sloping top tube
- » Super rigid 3D dropouts
- » Internal down tube cable routing
- » Bottlecage mounting possibilities on seat- and downtube
- » Mudguard and rear carrier frame lugs
- » Surface multilayer impact-resistant powder coated
- » Complies with the new EU-Standards - DINplus tested by Velotech
- » Frame size: 46, 50, 54, 58, 62 cm; Lady 46, 50 cm

Components

- » Lightweight Aluminium rigid fork
- » Syntace F139 - very light and durable stem
- » Syntace Duraflite 2014 alloy handlebar - light and durable
- » full Shimano Alfine groupset with 8-speed integral gear hub and low maintenance Alfine Disc brakes
- » Schwalbe Marathon Supreme Kevlar - lightweight folding tires with progressive look, low rolling resistance still providing great traction
- » RFR Natural Shape 0.1 M - comfort saddle
- » RFR Prolight setback seatpost - for a dynamic seat position

HOOPER

Frame	HPA 7005 Trekking Triple Butted
Size	46, 50, 54, 58, 62; Lady: 46, 50
Color	White 'n' Black
Fork	Aluminium Rigid Fork
Headset	FSA Orbit Z semi-integrated
Stem	Syntace F139
Handlebar	Syntace Duraflite 2014
Grips	CUBE Double Duometer
Shifter	Shimano Alfine SL-S500 Rapidfire-Plus, 8-speed
Brake Lever	Shimano Alfine BL-S500
Brakes	Shimano Alfine BR-S500 hydr. Disc Brake (160/160mm)
Crankset	Shimano Alfine FC-S500 2 Piece 45T., 170mm, integrated BB, Chainguard
Gear Teeth	Shimano Alfine CS-S500 20T.
Chain	Shimano CN-HG53 112 links
Rims	Alex EN24
Front Hub	Shimano Deore Disc HB-M535
Rear Hub	Shimano Alfine SG-S500 Internal Gear Hub, 8-speed
Spokes	DT Swiss Champion 2.0 black
Tire	Schwalbe Marathon Supreme Kevlar 37-622
Inner Tubes	Schwalbe Trekking light AV18
Rim Tape	Schwalbe 22-622
Pedals	Fasten Alu
Saddle	RFR Natural Shape 0.1 M
Seatpost	RFR Prolight 31.6mm Setback
Seat Clamp	Scape Close 34.9mm
Total weight*	ca. 11.5kg
Frame weight*	ca. 1500g



HOOPER
WHITE'N'BLACK



Target group and intended use

- » *Hybride with a low maintenance gearhub and a rigid fork*

Frame features


- » *7005er Aluminium Lite, heat treated*
- » *Comfortable riding position with sloping top tube*
- » *Super rigid dropouts*
- » *Clean cable routing*
- » *Bottlecage mounting possibilities on seat- and downtube*
- » *Mudguard and rear carrier frame lugs*
- » *Surface multilayer wet-paint*
- » *Complies with the new EU-Standards - DINplus tested by Velotech*
- » *Frame size: 46, 50, 54, 58, 62 cm; Lady 46, 50 cm*

Components

- » *Lightweight Aluminium rigid fork*
- » *FSA No.10 - lightweight semi integrated headset*
- » *FSA OS190/XC300 - stem handlebar combination, Lady frames Humpert Ergorizer-handlebar*
- » *Shimano Nexus Premium 8-speed internal freewheel gear hub*
- » *Schwalbe Marathon Supreme Kevlar - lightweight folding tires with progressive look, low rolling resistance still providing great traction*
- » *Scape Active 3 - comfortable saddle with more support*


HYDE

Frame	<i>Alu Lite 7005 Trekking</i>
Size	<i>46, 50, 54, 58, 62; Lady: 46, 50</i>
Color	<i>White Grey Print</i>
Fork	<i>Aluminium Rigid Fork</i>
Headset	<i>FSA No.10 semi-integrated</i>
Stem	<i>FSA OS190</i>
Handlebar	<i>FSA XC300 Lowrider, Lady: Humpert Ergorizer</i>
Grips	<i>CUBE Double Duometer</i>
Shifter	<i>Shimano Nexus Inter-8 Revoshifter SB-8S20</i>
Brake Lever	<i>Shimano Nexus BL-IM60</i>
Brakes	<i>Shimano BR-M422 V-Brake Front & Rear</i>
Crankset	<i>Truvativ Iso Flow 42.T., 170mm, BB Truvativ Power Spline, Chainguard</i>
Gear Teeth	<i>Shimano Nexus SM-GEAR20 20T.</i>
Chain	<i>Shimano CN-HG40 110 links</i>
Rims	<i>Alex EN24</i>
Front Hub	<i>Shimano Deore HB-M530</i>
Rear Hub	<i>Shimano Nexus SG-8R36VS Premium-Internal Gear Hub, 8-speed</i>
Spokes	<i>DT Swiss Champion 2.0 black</i>
Tire	<i>Schwalbe Marathon Supreme Kevlar 37-622</i>
Inner Tubes	<i>Schwalbe Trekking light AV18</i>
Rim Tape	<i>Schwalbe 22-622</i>
Pedals	<i>Fasten Alu</i>
Saddle	<i>Scape Active 3</i>
Seatpost	<i>Scape Light 31.6mm</i>
Seat Clamp	<i>Scape Close 34.9mm</i>
Total weight*	<i>ca. 12,1kg</i>
Frame weight*	<i>ca. 1800g</i>


 | country lite SERIES

HYDE

195

 | country lite SYSTEM

 | aluminium LITE

 | wet paint SURFACE



HYDE
WHITE GREY PRINT

TOUR





The trekking bikes of the **Global Travel Series** excel in high rider comfort and ease of maintenance.

High end aluminium frames form the basis of all models in the Global Travel Series. Welded and heat treated, the lightweight frames in this series offer optimal stiffness even with heavy luggage and when standing on the pedals going uphill. Compact frame Geometries and well-determined riding properties care for rider comfort.

All models of the Global Travel series with derailleur gears are fitted with reliable Suntour forks, stable disc brake mountings, replaceable derailleur hanger and fittings that accommodate either a side stand or a bracket stand. High end specification packages guarantee trouble free gear change.

Intelligent lighting systems with a hub dynamo and truly visible rear stand lights with LED and sensor technology provide both a clear view and have great visibility at night and during rain. Sturdy mudguards keep your clothing (and body) free of road dirt and rain water.

The **CENTRAL SL**, **CENTRAL PRO** and **CENTRAL COMP** models have frame Geometries slightly different from the other models in the Global Travel Series. With the Shimano Alfine group set with Rapid Fire shifters, the Central SL seamlessly fits the more category of sports bikes with gear hub. The derailleur model **CENTRAL PRO** joins high rider comfort (like all other Global Travel models) with just a little bit more sports flair.

In the ladies' version the **CENTRAL COMP** has a low step through frame with women specific geometry.

All **CENTRALS** have light and torsion-free straight aluminium forks.

Make long-distance cycling a positive experience, that's the defined goal of our Global Travel Series. We reach this with an upright rider position and comfortable geometry, supported by ergonomic wrist-sparing grips, sturdy wheels, smooth-running tyres and a comfortable saddle. All models in the Global Travel Series are equipped with stable but lightweight aluminium luggage carriers that will carry 25 kilo max each.

However different they may seem, what the Global travel models have in common is their everyday readiness, longevity and rider comfort.



TOUR

Target group and intended use

- » Light, reliable trekkingbike for long rides and world travellers.

Frame features

- » 7005er Aluminium Lite, heat treated
- » Reinforced gussets in high stress areas
- » Comfortable riding position with sloping top tube
- » Disc brake option available
- » Super rigid dropouts
- » Replaceable mech hanger with thread in mech hanger
- » Clean cable routing
- » Bottlecage mounting possibilities on seat- and downtube
- » Integrated kick stand for Hebie fit system
- » Anodized and scratch-resistant surface
- » Suitable for road use
- » Complies with the new EU-Standards - DINplus tested by Velotech
- » Frame size: 46, 50, 54, 58, 62 cm; Lady 46, 50, 54 cm

Components

- » Suntour NCX-E RL air-/hydr. suspension fork with remote-lockout
- » Syntace F139 - very light and durable stem
- » Shimano Deore XT Shadow groupset
- » Magura HS33 hydr. rim brake - low maintenance
- » Shimano Deore XT crank set with chainring guard
- » Shimano DH-3N80 - low maintenance sport hub dynamo with quick release
- » Mavic A119 rim with Deore XT rear hub and Schwalbe Marathon Supreme Kevlar - strong and reliable wheelset
- » Selle Royal Freccia RVL - broader touring saddle
- » RFR Prolight setback seatpost - for a dynamic seat position
- » Busch&Müller Lumotec IQ-Fly Senso Plus - steady light with LED-technology and sensor, max. 40Lux
- » Busch&Müller Toplight Flat Plus - LED-rear light
- » Tubus Vega - light (510g) and durable rack, max. 25kg
- » Hebie 0662 - alloy kickstand, extra light and durable

Spare parts

- » Mech hanger #123 silver

KATHMANDU

Frame	Alu Lite 7005 Trekking
Size	46, 50, 54, 58, 62; Lady: 46, 50, 54
Color	Black Anodized
Fork	Suntour NCX-E RL 63mm, Remote-Speedlock
Headset	FSA Orbit Z semi-integrated
Stem	Syntace F139
Handlebar	Easton EA 50 Lowrider
Grips	CUBE Ergo Lock-On
Rear Derailleur	Shimano Deore XT RD-M771 Top Normal
Front Derailleur	Shimano Deore XT FD-M770 Top Swing, 34.9mm
Shifter	Shimano Deore XT SL-M770 Rapidfire-Plus, 9-speed
Brakes	Magura HS33 hydr. Caliper Brake
Crankset	Shimano Deore XT FC-M771-K Hollowtech II 48x36x26T., 175mm, Integrated BB, Chainguard
Cassette	Shimano Deore XT CS-M770 11-32T., 9-speed
Chain	Shimano CN-HG93 114 links
Rims	Mavic A119
Front Hub	Shimano DH-3N80-QR Sport Hub Dynamo
Rear Hub	Shimano Deore XT FH-M770
Spokes	DT Swiss Competition 2.0-1.8-2.0 black
Tire	Schwalbe Marathon Supreme Kevlar 37-622
Inner Tubes	Schwalbe Trekking light SV18
Rim Tape	Schwalbe 22-622
Pedals	Fasten Alu
Saddle	Selle Royal Freccia RVL
Seatpost	RFR Prolight 31.6mm Setback
Seat Clamp	Scape Close 34.9mm
Front Light	Busch&Müller Lumotec IQ-FLY Senso Plus
Rear Light	Busch&Müller Toplight Flat Plus
Fenders	SKS High Quality fenders
Bell	Humpert
Rack	Tubus Vega
Kickstand	Hebie 0662 Rear mounted Kickstand
Total weight*	ca. 13,6kg
Frame weight*	ca. 1700g



KATHMANDU
BLACK ANODIZED



Target group and intended use

- » Well equipped trekking bike suited for ambitious cyclists.

Frame features

- » 7005er Aluminium Lite, heat treated
- » Reinforced gussets in high stress areas
- » Comfortable riding position with sloping top tube
- » Super rigid dropouts
- » Replaceable mech hanger with thread in mech hanger
- » Clean cable routing
- » Bottlecage mounting possibilities on seat- and downtube
- » Integrated kick stand for Hebie fit system
- » Surface multilayer wet-paint
- » Suitable for road use
- » Complies with the new EU-Standards - DINplus tested by Velotech
- » Frame size: 46, 50, 54, 58, 62 cm; Lady 46, 50, 54 cm

Components

- » Suntour NCX-D RL suspension fork remote-lockout
- » FSA No.10 - lightweight semi integrated headset
- » FSA OS190/XC300 - stem handlebar combination, Lady frames Humpert Ergorizer-handlebar
- » CUBE Ergo-Lock-On handlebar grips for more comfort on longer rides
- » Shimano Deore XT Shadow/SLX/Deore groupset
- » Shimano FC-M543 - lightweight crankset with chainring guard, 2-Piece integrated BB
- » Selle Royal Freccia RVL - broader touring saddle
- » Busch&Müller Toplight Flat Plus - LED-rear light
- » Hebie 0662 - alloy kickstand, extra light and durable

- » RFR Prolight setback seatpost - for a dynamic seat position
- » Busch&Müller Lumotec IQ-Fly Senso Plus - steady light with LED-technology and sensor, max. 40Lux
- » Racktime Add-It - rack, many possible functions (Snap-It), max. 30kg
- » Shimano DH-3D72 - low maintenance sport hub dynamo with quick release

Option HS33

- » Magura HS33 hydr. rim brake - low maintenance
- » Shimano DH-3N72 - low maintenance sport hub dynamo with quick release
- » Busch&Müller D-Lumotec Fly Senso - LED-front light with sensor

Spare parts

- » Mech hanger #123 silver

Option Disc

- » Formula Oro K18 hydr. Disc brake
- » Schwalbe Marathon Supreme Kevlar - lightweight folding tires with progressive look, low rolling resistance still providing great traction

DELHI DISC

Frame	Alu Lite 7005 Trekking
Size	46, 50, 54, 58, 62; Lady: 46, 50, 54
Color	Cold Black
Fork	Suntour NCX-D RL 63mm, Remote-Speedlock
Headset	FSA No.10 semi-integrated
Stem	FSA OS190
Handlebar	FSA XC300 Lowrider, Lady: Humpert Ergorizer
Grips	CUBE Ergo Lock-On
Rear Derailleur	Shimano Deore XT RD-M771 Top Normal
Front Derailleur	Shimano SLX FD-M660 Top Swing, 34.9mm
Shifter	Shimano Deore SL-M530 Rapidfire-Plus, 9-speed
Brakes	Formula Oro K18 hydr. Disc Brake (180/160mm)
Crankset	Shimano FC-M543-SK 2-Piece 48x36x26T., 175mm, integrated BB, Chainguard
Cassette	Shimano CS-HG50 11-32T., 9-speed
Chain	Shimano CN-HG53 114 links
Rims	Alex EN24
Front Hub	Shimano DH-3D72-QR Disc Sport Hub Dynamo
Rear Hub	Shimano Deore XT Disc FH-M756
Spokes	DT Swiss Champion 2.0 black
Tire	Schwalbe Marathon Supreme Kevlar 37-622
Inner Tubes	Schwalbe Trekking light AV18
Rim Tape	Schwalbe 22-622
Pedals	Fasten Alu
Saddle	Selle Royal Freccia RVL
Seatpost	RFR Prolight 31.6mm Setback
Seat Clamp	Scape Close 34.9mm
Front Light	Busch&Müller Lumotec IQ-FLY Senso Plus
Rear Light	Busch&Müller Toplight Flat Plus
Fenders	SKS High Quality fenders
Bell	Humpert
Rack	Racktime Add-It
Kickstand	Hebie 0662 Rear mounted Kickstand
Total weight*	ca. 14,2kg
Frame weight*	ca. 1700g

DELHI HS33

Frame	Alu Lite 7005 Trekking
Size	46, 50, 54, 58, 62; Lady: 46, 50, 54
Color	Cold Black
Fork	Suntour NCX-D RL 63mm, Remote-Speedlock
Headset	FSA No.10 semi-integrated
Stem	FSA OS190
Handlebar	FSA XC300 Lowrider, Lady: Humpert Ergorizer
Grips	CUBE Ergo Lock-On
Rear Derailleur	Shimano Deore XT RD-M771 Top Normal
Front Derailleur	Shimano SLX FD-M660 Top Swing, 34.9mm
Shifter	Shimano Deore SL-M530 Rapidfire-Plus, 9-speed
Brakes	Magura HS33 hydr. Caliper Brake
Crankset	Shimano FC-M543-SK 2-Piece 48x36x26T., 175mm, integrated BB, Chainguard
Cassette	Shimano CS-HG50 11-32T., 9-speed
Chain	Shimano CN-HG53 114 links
Rims	Alex EN24
Front Hub	Shimano DH-3N72-QR Sport Hub Dynamo
Rear Hub	Shimano Deore LX FH-T660
Spokes	DT Swiss Stainless 2.0
Tire	Schwalbe Marathon Racer 36-622
Inner Tubes	Schwalbe Trekking Standard AV17
Rim Tape	Schwalbe 22-622
Pedals	Fasten Alu
Saddle	Selle Royal Freccia RVL
Seatpost	Scape Light 31.6mm
Seat Clamp	Scape Close 34.9mm
Front Light	Busch&Müller Lumotec FLY Senso
Rear Light	Busch&Müller Toplight Flat Plus
Fenders	SKS High Quality fenders
Bell	Humpert
Rack	Aluminiumrack
Kickstand	Hebie 0662 Rear mounted Kickstand
Total weight*	ca. 14,4kg
Frame weight*	ca. 1700g

global travel SYSTEM

aluminium LITE

wet paint SURFACE



DELHI
COLD BLACK
DISC

TOUR



Target group and intended use

- » Well equipped trekking bike suited for ambitious cyclists.

Frame features

- » 7005er Aluminium Lite, heat treated
- » Reinforced gussets in high stress areas
- » Comfortable riding position with sloping top tube
- » Super rigid dropouts
- » Replaceable mech hanger with thread in mech hanger
- » Clean cable routing
- » Bottlecage mounting possibilities on seat- and downtube
- » Integrated kick stand for Hebie fit system
- » Surface multilayer wet-paint
- » Suitable for road use
- » Complies with the new EU-Standards - DINplus tested by Velotech
- » Frame size: 46, 50, 54, 58, 62 cm; Lady 46, 50, 54 cm

Components

- » Suntour NCX-D RL suspension fork remote-lockout
- » FSA No.10 - lightweight semi integrated headset
- » FSA OS190/XC300 - stem handlebar combination, Lady frames Humpert Ergorizer-handlebar
- » CUBE Ergo-Lock-On handlebar grips for more comfort on longer rides
- » Shimano Deore XT Shadow/SLX/Deore groupset
- » Shimano FC-M543 - lightweight crankset with chainring guard, 2-Piece integrated BB
- » Selle Royal Freccia RVL - broader touring saddle
- » Busch&Müller Toplight Flat Plus - LED-rear light
- » Hebie 0662 - alloy kickstand, extra light and durable
- » Magura HS33 hydr. rim brake - low maintenance
- » Shimano DH-3N72 - low maintenance sport hub dynamo with quick release
- » Busch&Müller D-Lumotec Fly Senso - LED-front light with sensor

Spare parts

- » Mech hanger #123 silver

DELHI HS33

Frame	Alu Lite 7005 Trekking
Size	46, 50, 54, 58, 62; Lady: 46, 50, 54
Color	White Candy Blue
Fork	Suntour NCX-D RL 63mm, Remote-Speedlock
Headset	FSA No.10 semi-integrated
Stem	FSA OS190
Handlebar	FSA XC300 Lowrider, Lady: Humpert Ergorizer
Grips	CUBE Ergo Lock-On
Rear Derailleur	Shimano Deore XT RD-M771 Top Normal
Front Derailleur	Shimano SLX FD-M660 Top Swing, 34.9mm
Shifter	Shimano Deore SL-M530 Rapidfire-Plus, 9-speed
Brakes	Magura HS33 hydr. Caliper Brake
Crankset	Shimano FC-M543-SK 2-Piece 48x36x26T., 175mm, integrated BB, Chainguard
Cassette	Shimano CS-HG50 11-32T., 9-speed
Chain	Shimano CN-HG53 114 links
Rims	Alex EN24
Front Hub	Shimano DH-3N72-QR Sport Hub Dynamo
Rear Hub	Shimano Deore LX FH-T660
Spokes	DT Swiss Stainless 2.0
Tire	Schwalbe Marathon Racer 36-622
Inner Tubes	Schwalbe Trekking Standard AV17
Rim Tape	Schwalbe 22-622
Pedals	Fasten Alu
Saddle	Selle Royal Freccia RVL
Seatpost	Scape Light 31.6mm
Seat Clamp	Scape Close 34.9mm
Front Light	Busch&Müller D-Lumotec FLY Senso
Rear Light	Busch&Müller Toplight Flat Plus
Fenders	SKS High Quality fenders
Bell	Humpert
Rack	Aluminiumrack
Kickstand	Hebie 0662 Rear mounted Kickstand
Total weight*	ca. 14,4kg
Frame weight*	ca. 1700g



DELHI LADY
WHITE CANDY BLUE
HS33



Target group and intended use

- » Great touring bike for ambitious cyclists. Available in two paint schemes

Frame features

- » 7005er Aluminium Lite, heat treated
- » Reinforced gussets in high stress areas
- » Comfortable riding position with sloping top tube
- » Disc brake option available
- » Super rigid dropouts
- » Replaceable mech hanger with thread in mech hanger
- » Clean cable routing
- » Bottlecage mounting possibilities on seat- and downtube
- » Integrated kick stand for Hebie fit system
- » Surface multilayer wet-paint
- » Suitable for road use
- » Complies with the new EU-Standards - DINplus tested by Velotech
- » Frame size: 46, 50, 54, 58, 62 cm; Lady 46, 50, 54 cm

Components

- » Suntour NCX-D LO suspension fork with lockout
- » FSA No.10 - lightweight semi integrated headset
- » FSA OS190/XC300 - stem handlebar combination, Lady frames Humpert Ergorizer-handlebar
- » CUBE Ergo-Lock-On handlebar grips for more comfort on longer rides
- » Shimano Deore LX/Deore groupset
- » Shimano FC-M521 - lightweight Octalink crankset
- » Magura HS11 hydr. rim brake - low maintenance
- » Alex EN24 lightweight double wall rim with Schwalbe Road Cruiser tires
- » Shimano DH-3N30 - low maintenance hub dynamo with quick release
- » Hebie 0662 - alloy kickstand, extra light and durable
- » Selle Royal Freccia RVL - broader touring saddle
- » Busch&Müller D-Lumotec Fly Senso - LED-front light with sensor
- » Busch&Müller Toplight Flat Plus - LED-rear light
- » Hebie 0662 - alloy kickstand, extra light and durable

Spare parts

- » Mech hanger #123 silver

TOURING

Frame	Alu Lite 7005 Trekking
Size	46, 50, 54, 58, 62; Lady: 46, 50, 54
Color	White Red Print or Black'n'Blue
Fork	Suntour NCX-D LO 63mm, Speedlock
Headset	FSA No.10 semi-integrated
Stem	FSA OS190
Handlebar	FSA XC300 Lowrider, Lady: Humpert Ergorizer
Grips	CUBE Ergo Lock-On
Rear Derailleur	Shimano Deore LX RD-T661 Top normal
Front Derailleur	Shimano Deore FD-M530 Top Swing, 34.9mm
Shifter	Shimano Deore SL-M530 Rapidfire-Plus, 9-speed
Brakes	Magura HS11 hydr. Caliper Brake
Crankset	Shimano FC-M521-S Octalink 48x36x26T., 175mm, BB Shimano BB-ES25, Chainguard
Cassette	Shimano CS-HG50 11-32T., 9-speed
Chain	Shimano CN-HG53 114 links
Rims	Alex EN24
Front Hub	Shimano DH-3N30-QR Hub Dynamo
Rear Hub	Shimano Deore FH-M530
Spokes	DT Swiss Stainless 2.0
Tire	Schwalbe Road Cruiser 36-622
Inner Tubes	Schwalbe Trekking Standard AV17
Rim Tape	Schwalbe 22-622
Pedals	Fasten Alu
Saddle	Selle Royal Freccia RVL
Seatpost	Scape Light 31.6mm
Seat Clamp	Scape Close 34.9mm
Front Light	Busch&Müller D-Lumotec FLY Senso
Rear Light	Busch&Müller Toplight Flat Plus
Fenders	SKS High Quality fenders
Bell	Humpert
Rack	Aluminiumrack
Kickstand	Hebie 0662 Rear mounted Kickstand
Total weight*	ca. 15,1kg
Frame weight*	ca. 1950g



TOURING
WHITE RED PRINT



TOURING LADY
BLACK'N'BLUE

Target group and intended use

» Great touring bike for active riders.

Frame features

- » 6061er Aluminium, heat treated
- » Reinforced gussets in high stress areas
- » Comfortable riding position with sloping top tube
- » Disc brake option available
- » Super rigid dropouts
- » Replaceable mech hanger with thread in mech hanger
- » Clean cable routing
- » Bottlecage mounting possibilities on seat- and downtube
- » Surface multilayer wet-paint
- » Suitable for road use
- » Complies with the new EU-Standards - DINplus tested by Velotech
- » Frame size: 46, 50, 54, 58, 62 cm;
Lady 46, 50, 54 cm

Components

- » Suntour NEX4610 suspension fork with lockout
- » Shimano Deore groupset
- » Shimano FC-M443 - crank set with chainring guard
- » Shimano M422 - grippy cantilever brakes
- » Rigida ZAC 2000 - double wall rim
- » Shimano DH-3N30 - low maintenance hub dynamo with quick release
- » Scape Active - ergonomic saddle
- » Basta Pilot Steady - LED-technology, front light
- » Basta Ray Steady - rear light, LED-technology with steady light

Spare parts

- » Mech hanger #123 silver

TRAVEL

Frame	Alu 6061 Trekking
Size	46, 50, 54, 58, 62; Lady: 46, 50, 54
Color	White 'n' Red or Deep Blue
Fork	Suntour NEX4610 63mm, Speedlock
Headset	Scape Threaded
Stem	Scape Light Adjust
Handlebar	Scape Riser Light
Grips	Scape
Rear Derailleur	Shimano Deore RD-M531 Top normal
Front Derailleur	Shimano Deore FD-M510 Top Swing, 31.8mm
Shifter	Shimano Deore SL-M530 Rapidfire-Plus, 9-speed
Brakes	Shimano BR-M422 V-Brake/BL-M422 Brake Lever
Crankset	Shimano FC-M443-S 48x36x26T., 170mm, BB Shimano BB-UN26, Chainguard
Cassette	Shimano CS-HG50 11-32T., 9-speed
Chain	Shimano CN-HG53 114 links
Rims	Rigida Zac 2000
Front Hub	Shimano DH-3N30-QR Hub Dynamo
Rear Hub	Shimano FH-RM60
Spokes	Stainless 2.0
Tire	Schwalbe Road Cruiser Light 42-622
Inner Tubes	Kenda AV
Rim Tape	Kenda
Pedals	Fasten Alu
Saddle	Scape Active
Seatpost	Scape Light 30.4mm
Seat Clamp	Scape Close 34.9mm
Front Light	Basta Pilot Steady
Rear Light	Basta Ray Steady
Fenders	High Quality fenders, rear with Busch&Müller reflector
Rack	Aluminiumrack
Kickstand	Aluminium Kickstand
Total weight*	ca. 15,7kg
Frame weight*	ca. 2150g



TRAVEL
WHITE 'N' RED



TRAVEL
DEEP BLUE

Target group and intended use

- » Solid trekking bike with up-right position and 24 gears.

Frame features

- » 6061er Aluminium, heat treated
- » Reinforced gussets in high stress areas
- » Comfortable riding position with sloping top tube
- » Disc brake option available
- » Super rigid dropouts
- » Replaceable mech hanger with thread in mech hanger
- » Clean cable routing
- » Bottlecage mounting possibilities on seat- and downtube
- » Surface multilayer wet-paint
- » Suitable for road use
- » Complies with the new EU-Standards - DINplus tested by Velotech
- » Frame size: 46, 50, 54, 58, 62 cm; Lady 46, 50, 54 cm

Components

- » Suntour NEX4110 suspension fork with coil spring
- » Shimano Full groupset with EZ-Fire levers - 24-speed
- » Shimano FC-M311 - crank set with chainring guard
- » Shimano M422 - grippy cantilever brakes
- » Rigida ZAC 2000 - double wall rim
- » Schwalbe Road Cruiser light with low rolling resistance and reflective side wall
- » Shimano DH-3N30 - low maintenance hub dynamo with quick release
- » Scape Active - ergonomic saddle
- » Basta Pilot Steady - LED-technology, front light
- » Basta Ray Steady - rear light, LED-technology with steady light

Spare parts

- » Mech hanger #123 silver

TOWN

Frame	Alu 6061 Trekking
Size	46, 50, 54, 58, 62; Lady: 46, 50, 54
Color	Cold Black
Fork	Suntour NEX4110 63mm
Headset	Scape Threaded
Stem	Scape Light
Handlebar	Scape Riser Light
Grips	Scape
Rear Derailleur	Shimano Alivio RD-M410 Top Normal
Front Derailleur	Shimano FD-C102 Top Swing, 31.8mm
Shifter / Brake Lever	Shimano ST-EF60 EZ Fire Plus, 8-speed
Brakes	Shimano BR-M422 V-Brake Front & Rear
Crankset	Shimano FC-M311 48x38x28T., 170mm, BB Shimano BB-UN26, Chainguard
Cassette	Shimano CS-HG30 11-30T., 8-speed
Chain	Shimano CN-HG50 114 links
Rims	Rigida Zac 2000
Front Hub	Shimano DH-3N30-QR Hub Dynamo
Rear Hub	Shimano FH-RM30
Spokes	Stainless 2.0
Tire	Schwalbe Road Cruiser Light 42-622
Inner Tubes	Kenda AV
Rim Tape	Kenda
Pedals	Fasten Alu
Saddle	Scape Active
Seatpost	Scape Light 30.4mm
Seat Clamp	Scape Close 34.9mm
Front Light	Basta Pilot Steady
Rear Light	Basta Ray Steady
Fenders	High Quality fenders, rear with Busch&Müller reflector
Rack	Aluminiumrack
Kickstand	Aluminium Kickstand
Total weight*	ca. 15.7Kg
Frame weight*	ca. 2150g



TOWN
COLD BLACK



Target group and intended use

- » Light trekking bike with low maintenance gearhub. Ideal for city use.

Frame features

- » 7005er Aluminium Lite, heat treated
- » Reinforced gussets in high stress areas
- » Comfortable riding position with sloping top tube
- » Super rigid dropouts
- » Replaceable mech hanger with thread in mech hanger
- » Clean cable routing
- » Bottlecage mounting possibilities on seat- and downtube
- » Integrated kick stand for Hebie fit system
- » Surface multilayer wet-paint
- » Suitable for road use
- » Complies with the new EU-Standards - DINplus tested by Velotech
- » Frame size: 46, 50, 54, 58, 62 cm; Lady 46, 50, 54 cm

Components

- » Lightweight Aluminium rigid fork
- » FSA No.10 - lightweight semi integrated headset
- » Easton EA50 - lightweight Aluminium handlebar
- » CUBE Ergo-Lock-On handlebar grips for more comfort on longer rides
- » Shimano Alfine groupset with 8-speed integral gear hub and low maintenance Alfine Disc brakes
- » FSA Gossamer Megaexo 2-fach crankset with integrated BB
- » Shimano Alfine wheelset with integrated hubdynamo
- » Schwalbe Marathon Supreme Kevlar - lightweight folding tires with progressive look, low rolling resistance still providing great traction
- » Selle Royal Freccia RVL - broader touring saddle
- » Busch&Müller D-Lumotec Fly Senso - LED-front light with sensor
- » Busch&Müller Toplight Flat Plus - LED-rear light
- » Tubus Vega - light (510g) and durable rack, max. 25kg
- » Hebie 0662 - alloy kickstand, extra light and durable

Spare parts

- » Mech hanger #123 silver

CENTRAL SL

Frame	Alu Lite 7005 Trekking
Size	46, 50, 54, 58, 62; Lady: 46, 50, 54
Color	Bright White
Fork	Aluminium Rigid Fork
Headset	FSA No.10 semi-integrated
Stem	Syntace F139
Handlebar	Easton EA 50 Lowrider
Grips	CUBE Ergo Lock-On
Shifter	Shimano Alfine SL-S500 Rapidfire-Plus, 8-speed
Brake Lever	Shimano Alfine BL-S500
Brakes	Shimano Alfine BR-S500 hydr. Disc Brake (160/160mm)
Crankset	FSA Gossamer Megaexo 50x34T., integrated BB
Gear Teeth	Shimano Alfine CS-S500 20T.
Chain	Shimano CN-HG53 114 links
Wheelset	Shimano Alfine WH-S500 with integrated Hub Dynamo
Tire	Schwalbe Marathon Supreme Kevlar 37-622
Inner Tubes	Schwalbe Trekking light SV18
Rim Tape	Schwalbe 22-622
Pedals	Fasten Alu
Saddle	Selle Royal Freccia RVL
Seatpost	RFR Prolight 31.6mm Setback
Seat Clamp	Scape Close 34.9mm
Front Light	Busch&Müller D-Lumotec FLY Senso
Rear Light	Busch&Müller Toplight Flat Plus
Fenders	SKS High Quality fenders
Bell	Humpert
Rack	Tubus Vega
Kickstand	Hebie 0662 Rear mounted Kickstand
Total weight*	ca. 13,5kg
Frame weight*	ca. 1900g



CENTRAL SL
BRIGHT WHITE



Target group and intended use

» Light trekking bike with rigid fork and 27 gears.

Frame features

- » 7005er Aluminium Lite, heat treated
- » Reinforced gussets in high stress areas
- » Comfortable riding position with sloping top tube
- » Super rigid dropouts
- » Replaceable mech hanger with thread in mech hanger
- » Clean cable routing
- » Bottlecage mounting possibilities on seat- and downtube
- » Integrated Kick stand for Hebie fit system
- » Surface multilayer wet-paint
- » Complies with the new EU-Standards - DINplus tested by Velotech
- » Frame size: 46, 50, 54, 58, 62 cm;
Lady 46, 50, 54 cm

Components

- » Lightweight Aluminium rigid fork
- » FSA No.10 - lightweight semi integrated headset
- » Easton EA50 - lightweight Aluminium handlebar
- » CUBE Ergo-Lock-On handlebar grips for more comfort on longer rides
- » Shimano Deore XT Shadow/SLX groupset
- » Schwalbe Marathon Supreme Kevlar - lightweight folding tires with progressive look, low rolling resistance still providing great traction
- » Selle Royal Freccia RVL - broader touring saddle
- » RFR Prolight setback seatpost - for a dynamic seat position
- » Tubus Fly - extra light (330g) and durable rack, max. 25kg

Spare parts

- » Mech hanger #123 silver

CENTRAL PRO

Frame	Alu Lite 7005 Trekking
Size	46, 50, 54, 58, 62; Lady: 46, 50, 54
Color	Black Blue Print
Fork	Aluminium Rigid Fork
Headset	FSA No.10 semi-integrated
Stem	Syntace F139
Handlebar	Easton EA 50 Lowrider
Grips	CUBE Ergo Lock-On
Rear Derailleur	Shimano Deore XT RD-M771 Top Normal
Front Derailleur	Shimano SLX FD-M660 Top Swing, 34.9mm
Shifter	Shimano SLX SL-M660 Rapidfire-Plus, 9-speed
Brakes	Shimano Deore LX BR-T660 V-Brake/Deore LX BL-T660 Brake Lever
Crankset	Shimano SLX FC-M660 Hollowtech II 48x36x26T., 175mm, integrated BB, Chainguard
Cassette	Shimano CS-HG50 11-32T., 9-speed
Chain	Shimano CN-HG53 114 links
Rims	Mavic A119
Front Hub	Shimano Deore XT HB-M770
Rear Hub	Shimano Deore XT FH-M770
Spokes	DT Swiss Champion 2.0 black
Tire	Schwalbe Marathon Supreme Kevlar 37-622
Inner Tubes	Schwalbe Trekking light SV18
Rim Tape	Schwalbe 22-622
Pedals	Fasten Alu
Saddle	Selle Royal Freccia RVL
Seatpost	RFR Prolight 31.6mm Setback
Seat Clamp	Scape Close 34.9mm
Fenders	SKS High Quality fenders
Bell	Humpert
Rack	Tubus Fly
Kickstand	Hebie 0662 Rear mounted Kickstand
Total weight*	ca. 11,9kg
Frame weight*	ca. 1900g



CENTRAL PRO
BLACK BLUE PRINT

TOUR



Target group and intended use

- » Solid trekking bike with coaster brake and gearhub. Low stand over height.

Frame features

- » 7005er Aluminium Lite, heat treated
- » Reinforced gussets in high stress areas
- » Comfortable riding position with sloping top tube
- » Super rigid dropouts
- » Replaceable mech hanger with thread in mech hanger
- » Clean cable routing
- » Bottlecage mounting possibilities on seat- and downtube
- » Integrated kick stand for Hebie fit system
- » Surface multilayer wet-paint
- » Suitable for road use
- » Complies with the new EU-Standards - DINplus tested by Velotech
- » Frame size: 50, 54, 58, 62 cm; Easy step through Lady 46, 53

Components

- » Lightweight Aluminium rigid fork
- » FSA No.10 - lightweight semi integrated headset
- » FSA OS190/XC300 - stem handlebar combination, Lady frames Humpert Ergorizer-handlebar
- » Shimano Nexus Premium 8-speed internal freewheel gear hub
- » Shimano M422 - grippy cantilever brakes
- » Shimano Alfine crankset - light and well designed
- » Alex EN24 lightweight double wall rim with Schwalbe Road Cruiser tires
- » Shimano DH-3N72 - low maintenance sport hub dynamo with quick release
- » Selle Royal Freccia RVL - broader touring saddle
- » Busch&Müller D-Lumotec Fly Senso - LED-front light with sensor
- » Busch&Müller Toplight Flat Plus - LED-rear light
- » Tubus Vega - light (510g) and durable rack, max. 25kg
- » Hebie 0662 - alloy kickstand, extra light and durable

Spare parts

- » Mech hanger #123 silver

CENTRAL COMP

Frame	Alu Lite 7005 Trekking
Size	50, 54, 58, 62; Lady (Step through easy access frame): 46, 52
Color	Deep Green
Fork	Aluminium Rigid Fork
Headset	FSA No.10 semi-integrated
Stem	FSA OS190
Handlebar	FSA XC300 Lowrider, Lady: Humpert Ergorizer
Grips	CUBE Double Duometer
Shifter	Shimano Nexus Inter-8 Revoshifter SB-8S20
Brake Lever	Shimano Nexus BL-1M60
Brakes	Shimano BR-M422 V-Brake Front & Rear
Crankset	Shimano Alfine FC-S500 2 Piece 45T., 170mm, integrated BB, Chainguard
Gear Teeth	Shimano Nexus SM-GEAR20 20T.
Chain	Shimano CN-HG40 110 links
Rims	Alex EN24
Front Hub	Shimano DH-3N72-QR Sport Hub Dynamo
Rear Hub	Shimano Nexus SG-8R36VS Premium-Internal Gear Hub, 8-speed
Spokes	DT Swiss Champion 2.0 black
Tire	Schwalbe Road Cruiser 36-622
Inner Tubes	Schwalbe Trekking Standard AV17
Rim Tape	Schwalbe 22-622
Pedals	Fasten Alu
Saddle	Selle Royal Freccia RVL
Seatpost	Scape Light 31.6mm
Seat Clamp	Scape Close 34.9mm
Front Light	Busch&Müller D-Lumotec FLY Senso
Rear Light	Busch&Müller Toplight Flat Plus
Fenders	SKS High Quality fenders
Bell	Humpert
Rack	Aluminiumrack
Kickstand	Hebie 0662 Rear mounted Kickstand
Total weight*	ca. 13,9Kg
Frame weight*	ca. 1900g

global travel SYSTEM

aluminium LITE

wet paint SURFACE



CENTRAL COMP
DEEP GREEN





*Our **Crossroad Series** provides a dynamic sports bike suited to both the road and dirt.*

The frames of the Crossroad Series are made from hi-tech aluminium. As the lightweight variety of the cross bicycles, they excel in low weight and sporting character. They are equally suitable for a fast city spin or for an off road trip. Dirt roads and open countryside are taken with ease.

Their geometry is calculated for high speeds and good rider visibility. During the ride, the rider's body is well positioned and not too far forward over the bars.

Low weight, a huge spread of gears, low-rolling resistance and an ergonomic cockpit are regular traits of the Crossroad Series as well as its quality specification. All models of the Crossroad series can be fitted with luggage carriers and bottle cages.

Within our Crossroads Series we have two different base models:

*The **SL CROSS RACE** is the faster of the two models that is better suited to the road end. With a triple butted quality aluminium frame as its basis, the stiff Black Speed carbon forks and the delightful Ultegra SL derailleurs, the SL CROSS RACE pays a well-merited tribute to its own name.*

*The models **SL CROSS TEAM**, **SL CROSS PRO** and **SL CROSS COMP** tend more towards the off road but feel equally well on tarmac. Lightweight straight aluminium front forks are not only easy in maintenance and low in weight, but very precise, and they enable speedy acceleration.*

Powerful V-Brakes and high-end mountain bike components invite us to a smooth transfer from road to trail.

Wherever you ride, on tarmac or on dirt roads, our Crossroad Series offers top cycling pleasure.



TOUR

Target group and intended use

- » Fast hybride with sporty rider position with an eye for comfort

Frame features

- » 7005er High Performance Aluminium, triple butted
- » Comfortable riding position with sloping top tube
- » Disc brake option available
- » Super rigid 3D dropouts
- » Frame Save System - replaceable mech hanger with thread in mech hanger
- » Clean cable routing
- » Bottlecage mounting possibilities on seat- and downtube
- » Mudguard and rear carrier frame lugs
- » Anodized and scratch-resistant surface with laser-design
- » Complies with the new EU-Standards - DINplus tested by Velotech
- » Frame size: 50, 53, 56, 59, 62 cm

Components

- » Dedacciai Black Speed - lightweight rigid Carbon fork
- » Syntace F139 - very light and durable stem
- » Syntace Duraflite 2014 alloy handlebar - light and durable
- » CUBE Ultralight Screw-On-Race-Grip
- » Shimano Ultegra groupset with SL-R770 Flat Handlebar and Ultegra 3-Speed crankset - 30 speed
- » Shimano M422 - grippy cantilever brakes
- » Easton Vista SL wheelset for clincher tires - lightweight und aerodynamic
- » Schwalbe Kojak - fast comfort tires
- » RFR Natural Shape 0.1 M - comfort saddle
- » RFR Prolight setback seatpost - for a dynamic seat position

Spare parts

- » Mech hanger #123 silver

SL CROSS RACE

Frame	HPA 7005 Crossroad Triple Butted
Size	50, 53, 56, 59, 62
Color	Black Anodized
Fork	Dedacciai Black Speed
Headset	FSA No.10 semi-integrated
Stem	Syntace F139
Handlebar	Syntace Duraflite 2014
Grips	CUBE Ultralight Screw-On-Race-Grip
Rear Derailleur	Shimano Ultegra SL RD-6600GSG
Front Derailleur	Shimano FD-R773 Clamp, 34.9mm
Shifter	Shimano SL-R770 Flat Handlebar, 10-speed
Brakes	Shimano BR-M422 V-Brake/BL-M422 Brake Lever
Crankset	Shimano Ultegra SL FC-640AG Hollowtech II 52x39x30T., 175mm, integrated BB
Cassette	Shimano Ultegra CS-6600 12-27T., 10-speed
Chain	Shimano Ultegra CN-6600 110 links
Wheelset	Easton Vista SL
Tire	Schwalbe Kojak 35-622
Inner Tubes	Schwalbe Trekking light SV18
Rim Tape	Schwalbe 16-622
Pedals	Fasten Alu
Saddle	RFR Natural Shape 0.1 M
Seatpost	RFR Prolight 31.6mm Setback
Seat Clamp	Scape Close 34.9mm
Total weight*	ca. 8,5kg
Frame weight*	ca. 1500g



SL CROSS RACE
BLACK ANODIZED



Target group and intended use

- » *Hybride equipped with MTB parts can also be used for light off-road use.*

Frame features

- » *7005er Aluminium Superlite, double butted*
- » *Reinforced gussets in high stress areas*
- » *Comfortable riding position with sloping top tube*
- » *Super rigid dropouts*
- » *Frame Save System - replaceable mech hanger with thread in mech hanger*
- » *Clean cable routing*
- » *Bottlecage mounting possibilities on seat- and downtube*
- » *Mudguard and rear carrier frame lugs*
- » *Surface multilayer wet-paint*
- » *Complies with the new EU-Standards - DINplus tested by Velotech*
- » *Frame size: 50, 53, 56, 59, 62 cm*

Components

- » *Lightweight Aluminium rigid fork*
- » *Syntace F139 - very light and durable stem*
- » *Syntace Duraflite 2014 alloy handlebar - light and durable*
- » *Shimano Deore XT Shadow groupset*
- » *Shimano Deore XT V-Brakes - grippy and reliable*
- » *Shimano Deore XT crank set with chainring guard*
- » *Alex EN24 lightweight double wall rim with Shimano Ultegra Hubs*
- » *Schwalbe Racing Ralph Kevlar folding tires with low rolling resistance still providing great traction*
- » *Scape Active 5 - comfortable saddle*
- » *RFR Prolight setback seatpost - for a dynamic seat position*

Spare parts

- » *Mech hanger #123 silver*

SL CROSS TEAM

Frame	<i>Alu Superlite 7005 Crossroad Double Butted</i>
Size	<i>50, 53, 56, 59, 62</i>
Color	<i>White n'Black</i>
Fork	<i>Aluminium Rigid Fork</i>
Headset	<i>FSA No.10 semi-integrated</i>
Stem	<i>Syntace F139</i>
Handlebar	<i>Syntace Duraflite 2014</i>
Grips	<i>CUBE Double Duometer</i>
Rear Derailleur	<i>Shimano Deore XT RD-M771 Top Normal</i>
Front Derailleur	<i>Shimano Deore XT FD-M770 Top Swing, 34.9mm</i>
Shifter	<i>Shimano Deore XT SL-M770 Rapidfire-Plus, 9-speed</i>
Brakes	<i>Shimano Deore XT BR-M770 V-Brake/Deore XT BL-M770 Brake Lever</i>
Crankset	<i>Shimano Deore XT FC-M771-K Hollowtech II 48x36x26T., 175mm, integrated BB, Chainguard</i>
Cassette	<i>Shimano CS-HG50 11-32T., 9-speed</i>
Chain	<i>Shimano CN-HG53 112 links</i>
Rims	<i>Alex EN24</i>
Front Hub	<i>Shimano Ultegra HB-6600</i>
Rear Hub	<i>Shimano Ultegra FH-6600</i>
Spokes	<i>DT Swiss Champion 2.0 black</i>
Tire	<i>Schwalbe Racing Ralph Kevlar Triple Compound 36-622</i>
Inner Tubes	<i>Schwalbe Trekking light AV18</i>
Rim Tape	<i>Schwalbe 22-622</i>
Pedals	<i>Fasten Alu</i>
Saddle	<i>Scape Active 5</i>
Seatpost	<i>RFR Prolight 31.6mm Setback</i>
Seat Clamp	<i>Scape Close 34.9mm</i>
Total weight*	<i>ca. 9.4kg</i>
Frame weight*	<i>ca. 1600g</i>



SL CROSS TEAM
WHITE'N'BLACK



Target group and intended use

- » Well equipped hybride also suited for light off-road use

Frame features

- » 7005er Aluminium Superlite, double butted
- » Reinforced gussets in high stress areas
- » Comfortable riding position with sloping top tube
- » Super rigid dropouts
- » Frame Save System - replaceable mech hanger with thread in mech hanger
- » Clean cable routing
- » Bottlecage mounting possibilities on seat- and downtube
- » Mudguard and rear carrier frame lugs
- » Surface multilayer wet-paint
- » Complies with the new EU-Standards - DINplus tested by Velotech
- » Frame size: 50, 53, 56, 59, 62 cm

Components

- » Lightweight Aluminium rigid fork
- » Syntace F139 - very light and durable stem
- » Syntace Duraflite 2014 alloy handlebar - light and durable
- » Shimano Deore XT Shadow/SLX/Deore groupset
- » Shimano M422 - grippy cantilever brakes
- » high-end and lightweight Shimano SLX crank set with chainring guard
- » Alex EN24 lightweight double wall rim with Shimano Ultegra Hubs
- » Schwalbe Racing Ralph Kevlar folding tires with low rolling resistance still providing great traction
- » Scape Active 5 - comfortable saddle
- » RFR Prolight setback seatpost - for a dynamic seat position

Spare parts

- » Mech hanger #123 silver

SL CROSS PRO

Frame	Alu Superlite 7005 Crossroad Double Butted
Size	50, 53, 56, 59, 62
Color	White n' Grey
Fork	Aluminium Rigid Fork
Headset	FSA No.10 semi-integrated
Stem	Syntace F139
Handlebar	Syntace Duraflite 2014
Grips	CUBE Double Duometer
Rear Derailleur	Shimano Deore XT RD-M771 Top Normal
Front Derailleur	Shimano SLX FD-M660 Top Swing, 34.9mm
Shifter	Shimano Deore SL-M530 Rapidfire-Plus, 9-speed
Brakes	Shimano BR-M422 V-Brake/BL-M422 Brake Lever
Crankset	Shimano SLX FC-M660 Hollowtech II 48x36x26T., 175mm, integrated BB, Chainguard
Cassette	Shimano CS-HG50 11-32T., 9-speed
Chain	Shimano CN-HG53 112 links
Rims	Alex EN24
Front Hub	Shimano Ultegra HB-6600
Rear Hub	Shimano Ultegra FH-6600
Spokes	DT Swiss Champion 2.0 black
Tire	Schwalbe Racing Ralph Kevlar Triple Compound 36-622
Inner Tubes	Schwalbe Trekking Standard AV17
Rim Tape	Schwalbe 22-622
Pedals	Fasten Alu
Saddle	Scape Active 5
Seatpost	RFR Prolight 31.6mm Setback
Seat Clamp	Scape Close 34.9mm
Total weight*	ca. 9,5kg
Frame weight*	ca. 1600g

 | cross road LINE

SL CROSS PRO


223

 | competition LINE

 | cross road LINE

 | aluminium SUPERLITE

 | FSS SHIMANO SYSTEM

 | wet paint SURFACE



SL CROSS PRO
WHITE'N'GREY

TOUR



Target group and intended use

- » *Hybride equipped with durable parts and light wheels.*

Frame features

- » *7005er Aluminium Superlite, double butted*
- » *Reinforced gussets in high stress areas*
- » *Comfortable riding position with sloping top tube*
- » *Super rigid dropouts*
- » *Frame Save System – replaceable mech hanger with thread in mech hanger*
- » *Clean cable routing*
- » *Bottlecage mounting possibilities on seat- and downtube*
- » *Mudguard and rear carrier frame lugs*
- » *Surface multilayer wet-paint*
- » *Complies with the new EU-Standards - DINplus tested by Velotech*
- » *Frame size: 50, 53, 56, 59, 62 cm*

Components

- » *Lightweight Aluminium rigid fork*
- » *FSA No.10 - lightweight semi integrated headset*
- » *FSA OS190/XC300 - stem handlebar combination, Lady frames Humpert Ergorizer-handlebar*
- » *Shimano Deore LX/Deore groupset*
- » *Shimano M422 - grippy cantilever brakes*
- » *Shimano FC-M543 - lightweight crankset with chainring guard, 2-Piece integrated BB*
- » *Alex EN24 lightweight double wall rim with Shimano Tiagra Hubs*
- » *Schwalbe CX Comp - comfort tires with good grip*
- » *Scape Active 5 - comfortable saddle*

Spare parts

- » *Mech hanger #123 silver*

SL CROSS COMP

Frame	<i>Alu Superlite 7005 Crossroad Double Butted</i>
Size	<i>50, 53, 56, 59, 62</i>
Color	<i>Black'n'Grey</i>
Fork	<i>Aluminium Rigid Fork</i>
Headset	<i>FSA No.10 semi-integrated</i>
Stem	<i>FSA OS190</i>
Handlebar	<i>FSA XC300 Lowriser</i>
Grips	<i>CUBE Double Duometer</i>
Rear Derailleur	<i>Shimano Deore LX RD-T661 Top normal</i>
Front Derailleur	<i>Shimano Deore FD-M530 Top Swing, 34.9mm</i>
Shifter	<i>Shimano Deore SL-M530 Rapidfire-Plus, 9-speed</i>
Brakes	<i>Shimano BR-M422 V-Brake/BL-M422 Brake Lever</i>
Crankset	<i>Shimano FC-M543-SK 2-Piece 48x36x26T., 175mm, integrated BB, Chainguard</i>
Cassette	<i>Shimano CS-HG50 11-32T., 9-speed</i>
Chain	<i>Shimano CN-HG53 112 links</i>
Rims	<i>Alex EN24</i>
Front Hub	<i>Shimano Tiagra HB-4500</i>
Rear Hub	<i>Shimano Tiagra FH-4500</i>
Spokes	<i>DT Swiss Champion 2.0 black</i>
Tire	<i>Schwalbe CX Comp 36-622</i>
Inner Tubes	<i>Schwalbe Trekking Standard AV17</i>
Rim Tape	<i>Schwalbe 22-622</i>
Pedals	<i>Fasten Alu</i>
Saddle	<i>Scape Active 5</i>
Seatpost	<i>Scape Light 31.6mm</i>
Seat Clamp	<i>Scape Close 34.9mm</i>
Total weight*	<i>ca. 10.2kg</i>
Frame weight*	<i>ca. 1600g</i>

 | cross road LINE

SL CROSS COMP


225

 | competition LINE

 | cross road LINE

 | aluminium SUPERLITE

 | FSS FRONT SAVE SYSTEM

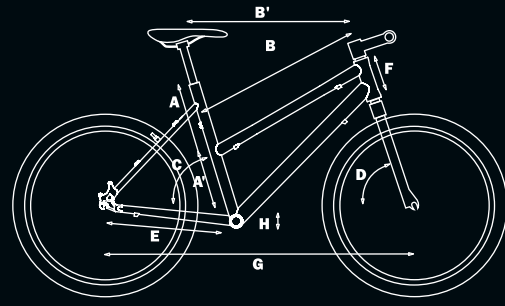
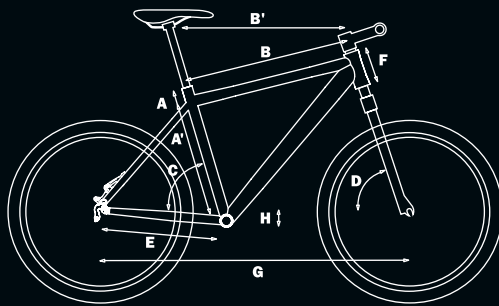
 | wet paint SURFACE



SL CROSS COMP
BLACK'N'GREY

TOUR

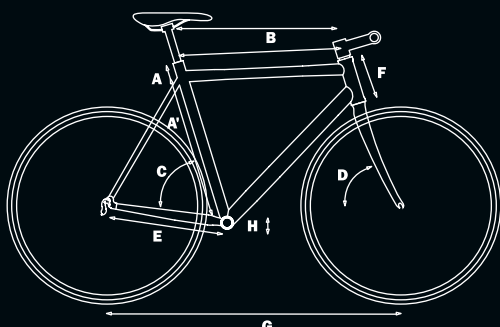




Man version	TONOPAH/CROSS/PURE/NATURE					OVERLAND/CURVE/LTD COUNTRYLITE					HOOPER				
Framesize	46cm	50cm	54cm	58cm	62cm	46cm	50cm	54cm	58cm	62cm	46cm	50cm	54cm	58cm	62cm
Seat tube [mm]	A 440	480	520	560	600	440	480	520	560	600	440	480	520	560	600
Seat tube center-center [mm]	A' 390	430	470	510	550	390	430	475	515	555	390	430	470	510	550
Top tube [mm]	B 547	561	576	588	607	548	561	579	590	600	548	566	585	600	622
Top tube horizontal [mm]	B' 570	585	601	611	628	570	585	604	615	620	570	585	601	611	627
Seat tube angle [Degrees]	C 73	73	73	73	73	73	73	73	73	73	73	73	73	73	73
Head tube angle [Degrees]	D 71	71	71	71	71	71	71	71	71	71	71	71	71	71	71
Chainstays [mm]	E 440	440	440	440	440	440	440	440	440	440	435	435	435	435	435
Head tube [mm]	F 105	120	140	155	170	120	140	160	180	180	105	120	140	155	170
Wheelbase [mm]	G 1053	1069	1085	1096	1114	1055	1074	1091	1102	1107	1063	1079	1096	1106	1123
BB-Height to hub [mm]	H -50	-50	-50	-50	-50	-50	-50	-50	-50	-50	-50	-50	-50	-50	-50

Man version	KATHMANDU/DELHI TOURING/TRAVEL/TOWN					HYDE/CENTRAL COMP/PRO/SL (HYDE not available in 46cm)				
Framesize	46cm	50cm	54cm	58cm	62cm	46cm	50cm	54cm	58cm	62cm
Seat tube [mm]	A 440	480	520	560	600	440	480	520	560	600
Seat tube center-center [mm]	A' 390	430	475	515	555	390	430	475	515	555
Top tube [mm]	B 548	561	579	590	600	548	565	588	603	618
Top tube horizontal [mm]	B' 570	585	604	615	620	570	585	604	615	620
Seat tube angle [Degrees]	C 73	73	73	73	73	73	73	73	73	73
Head tube angle [Degrees]	D 71	71	71	71	71	71	71	71	71	71
Chainstays [mm]	E 450	450	450	450	450	450	450	450	450	450
Head tube [mm]	F 120	140	160	180	180	120	140	160	180	180
Wheelbase [mm]	G 1065	1081	1101	1112	1117	1062	1078	1098	1109	1114
BB-Height to hub [mm]	H -50	-50	-50	-50	-50	-50	-50	-50	-50	-50

Lady version	TONOPAH/CROSS/PURE/NATURE			OVERLAND/CURVE/LTD COUNTRYLITE PRO&COMP			HOOPER			KATHMANDU/DELHI/TRAVEL/TOWN			HYDE/CENTRAL PRO/SL (HYDE not available in 54cm)			CENTRAL COMP LOW STEP THROUGH	
Framesize	Lady 46cm	Lady 50cm	Lady 54cm	Lady 46cm	Lady 50cm	Lady 54cm	Lady 46cm	Lady 50cm	Lady 54cm	Lady 46cm	Lady 50cm	Lady 54cm	Lady 46cm	Lady 50cm	Lady 54cm	Lady 46cm	Lady 52cm
Seat tube [mm]	A 440	480	520	440	480	520	440	480	520	440	480	520	440	480	520	460	520
Seat tube center-center [mm]	A' 240	240	240	240	240	240	220	220	220	240	240	240	240	240	240	200	200
Top tube [mm]	B 588	599	619	584	595	614	568	580	598	584	595	614	560	570	588	541	557
Top tube horizontal [mm]	B' 570	580	595	570	580	595	570	580	595	570	580	595	570	580	595	564	582
Seat tube angle [Degrees]	C 73	73	73	73	73	73	73	73	73	73	73	73	73	73	73	73	73
Head tube angle [Degrees]	D 71	71	71	71	71	71	71	71	71	71	71	71	71	71	71	70	70
Chainstays [mm]	E 440	440	440	440	440	440	435	435	435	450	450	450	450	450	450	455	455
Head tube [mm]	F 130	140	160	130	140	160	130	140	160	130	140	160	130	140	160	145	160
Wheelbase [mm]	G 1054	1064	1080	1056	1066	1082	1064	1075	1090	1066	1076	1092	1063	1073	1089	1070	1089
BB-Height to hub [mm]	H -50	-50	-50	-50	-50	-50	-50	-50	-50	-50	-50	-50	-50	-50	-50	-65	-65



Man version	SL ROAD RACE/TEAM/PRO/COMP				
Framesize	50cm	53cm	56cm	59cm	62cm
Seat tube [mm]	A 480	510	540	570	600
Seat tube center-center [mm]	A' 430	460	490	520	550
Top tube [mm]	B 505	531	540	560	580
Top tube horizontal [mm]	B' 522	546	554	573	592
Seat tube angle [Degrees]	C 74	72.5	72.5	72.5	72.5
Head tube angle [Degrees]	D 70.5	71	72	72	72
Chainstays [mm]	E 430	430	430	430	430
Head tube [mm]	F 125	125	140	165	195
Wheelbase [mm]	G 1008	1014	1012	1031	1052
BB-Height to hub [mm]	H -60	-60	-60	-60	-60

* smallest framesize without pedals - subject to changes without prior notice



Women are a group in cycling to take seriously:

To be able to fully enjoy cycling, their ride should be designed for the female body.

With our **Woman Like Series (WLS)** we offer demanding lady riders a range specially designed for women, tuned for their anatomic and ergonomic requirements, but also with intelligent technology.

All models in the WLS range have a compact frame with a shorter top tube and longer steering tube. The seat position is slightly more upright. Smaller women in particular will find themselves a correct, comfortable riding position within this series.

Bikes within the WLS range are supplied with a narrower handlebar and a wider saddle to accept the wider female pelvic area, providing a pleasant ride for many kilometres.

Frame and fork suspension tackle the rough and smooth out the vibrations of the trail. The sloping upper tube allows for safe mounting and dismounting.

Grips suited to female ergonomics and adjustable brake levers provide safety and control in every situation. A triple chain set with shorter cranks enables a high

pedalling frequency helping to master steep climbs. Light tyres with low rolling resistance and optimal traction aid rider acceleration and give extra comfort.

In our Woman Like Series we offer mountain and road bikes for every type of cycling female:

With the four-pivot **Stereo WLS** we appeal to the performance all-mountain bike rider. With a full 140mm travel and the newest **Dual Trail Control technology**, choose the Stereo for an Alpine adventure.

The **AMS WLS** with **Size Tuned Kinematic** is the true all rounder within the full suspension bike range.

Its frame is made of triple butted High Performance aluminium tubing with the lower and top tubes shaped by Hydroforming. This results in a lightweight and strong frame.

The strength of the **AMS WLS** is found in both response and versatility on difficult single tracks but also in its absolute suitability for long-distance riding. To enter Marathons and competition over several days it has 110 mm of travel. More about **Size Tuned Kinematic** and **Four-pivot** on pages 46 and 47.

For fast cross-country we have our **ACCESS WLS**. The ultra stiff performance frame made from double-buttet aluminium and its light weight specification offer optimal acceleration and performance.

Our **AXIAL WLS** road racer shows the female rider that sprint qualities and rider ergonomics don't mutually exclude each other. The frame with optimal rigidity, the stiff **Dedacciai Black Blade** carbon forks and the equally lightweight **Fulcrum** wheel set form the base of the performance capacity of the **AXIAL WLS**, at the same time the pleasant seat geometry plus the female ergonomic package take care of rider comfort..

It is common knowledge that women are better critics. And so only what they approve of can be good enough for them. That's why we have our Woman Like Series tested by enthusiastic lady cyclists if they are 'women-proof'. Their verdict helps us to develop and design the optimal product for women.

Target group and intended use

- » Dual Trail Control - Lady-specific Four-Link full-suspension mountainbike with balanced geometry and for comfortable ride. The active Dual Trail Control suspension technology provides full 140mm travel availability.

Frame features

- » 7005 High Performance Aluminium, 4-butted
- » Mainframe in Advanced Hydroforming - stability with less material, One Piece Design
- » Modified Dual Trail Control, 4-Bar linkage suspension system
- » 1-1/2" Headtube with semi-integrated headset for best STW ratio
- » Better handling characteristics due to lower top tube and improved stand-over-height
- » HHL Hollow Axle Link - rigid linkage with max. rigidity and less weight
- » Rear triangle with sealed bearings - low-maintenance and durable
- » 3D-Box between chainstays to absorb torsional forces
- » CNC machined and cold forged frame parts around the bearing fit ensuring rigidity and excellent heat dissipation
- » Fox Custom-Set-Up - Shock optimized for DTC-Kinematics
- » Drive efficiency independent from suspension setting - comfortable tunable without negative effects

- » Syntace X12 - rear axle system for max. rigidity, functionality and user-friendly handling
- » FSP 4-Link to avoid pedal kick-back
- » Seatpost almost retractable
- » Bottlecage mounting underneath the downtube
- » Surface multilayer impact-resistant powder coated
- » Complies with the new EU-Standards - DINplus tested by Velotech
- » Frame sizes available: 15", 17"

- » Schwalbe Rocket Ron Kevlar - extremely lightweight folding tire with low rolling resistance and ideal traction
- » Fi'zi:k Vitesse - ergonomic Lady saddle

Recommendations

- » Due to the small seat post angle make sure to get the right frame size
- » Adjust rear shock to 20% negativ travel

Spare Parts

- » Mech hanger #136 silver

Components

- » Rock Shox Revelation 426 U-Turn air spring suspension Fork - rebound and compression adjustable, Lockout with Motion Control, PopLoc, U-Turn 110-140mm, travel adjustable - allows lowering of cockpit for enhanced climbing and sufficient reserves for fast downhill
- » Fox RP23 airspring rear shock, adjustable ProPedal platform damping
- » Syntace Vector Lowrider
- » Ergon GP5-1 - ergonomic, anti-slip grips - only for wls
- » Shimano Deore XT Shadow shifting components
- » Formula R1 Magnesium hydr. Disc brake
- » Sunringlé Flea hubs/Sun Equalizer 27 rims - lightweight and stable wheelset, X12 rear axle with RWS QR-system

STEREO WLS

Frame	HPA 7005 Hydroform DTC Triple Butted, FSP 4-Link-System, WLS-Geometry
Size	15", 17"
Color	Black Purple Print
Fork	Rock Shox Revelation 426 U-Turn 110-140mm, Motion Control, PopLoc
Rear Shock	Fox Float RP23 shock size 190mm
Headset	FSA Orbit Z 1.5R semi-integrated
Stem	Syntace Superforce
Handlebar	Syntace Vector Lowrider
Grips	Ergon GP1-S
Rear Derailleur	Shimano Deore XT RD-M772 Shadow
Front Derailleur	Shimano Deore XT FD-M770, Top Swing, 34.9mm
Shifter	Shimano Deore XT SL-M770 Rapidfire-Plus, 9-speed
Brakes	Formula R1 Magnesium hydr. Disc Brake (180/180mm)
Crankset	Shimano Deore XT FC-M770 Hollowtech II 44x32x22T., 170mm, integrated BB
Cassette	Shimano Deore XT CS-M770 11-32T., 9-speed
Chain	Shimano CN-HG93 108 links
Rims	Sun Equalizer 27
Front Hub	Sunringlé Flea
Rear Hub	Sunringlé Flea X12mm
Spokes	DT Swiss Competition 2.0-1.8-2.0 black
Front Tire	Schwalbe Rocket Ron Kevlar Triple Compound 2.25
Rear Tire	Schwalbe Rocket Ron Kevlar Triple Compound 2.25
Inner Tubes	Schwalbe MTB light SV14
Rim Tape	Schwalbe 22-559
Pedals	Shimano PD-M520
Saddle	Fi'zi:k Vitesse
Seatpost	Syntace P6 Aluminium 34.9mm
Seat Clamp	Syntace Superlock 38.0mm
Total weight*	ca. 12,6kg
Frame weight*	ca. 2500g

duat **trait** CONTROL | **cross mountain** SYSTEM | **hpa** HIGH PERFORMANCE ALUMINUM | **advanced** HYDROFORMING | **fsp** 4LINK | **X12** | **FOX** CUSTOMIZED SETUP | **hal** HOLLOW AXLE LINK | **3d** BOX | **powder** COATED



STEREO WLS
BLACK PURPLE PRINT



Target group and intended use

- » Size Tuned Kinematic - Four Link fullsuspension mountainbike with sporty women-geometry and classic design for demanding riders. Frame features 7005 High Performance Aluminium, triple butted, 100mm of suspension travel.

Frame features

- » 7005 High Performance Aluminium, triple butted
- » Top-/Downtube Hydroformed - stability with less material
- » Size Tuned Kinematic 4-Bar-Suspension Technology
- » Better handling characteristics due to lower top tube and improved stand-over-height
- » 3D Active Link - super rigid linkage
- » Main bearing: 2 sealed ball bearings, ball bearings in : FSP 4-Link duplex/Linkage to seatstay single/Linkage axle quadruple - for better stability
- » CNC machined and cold forged frame parts around the bearing fit ensuring rigidity and excellent heat dissipation
- » Fox Custom-Set-Up - Shock optimized for STK-Kinematics
- » Drive efficiency independent from suspension setting - comfortable tunable without negative effects
- » FSP 4-Link to avoid pedal kick-back
- » Super rigid 3D dropouts

- » Frame Save System - replaceable mech hanger with thread in mech hanger
- » Cables protected through mounting underneath the toptube
- » Seatpost completely retractable
- » Bottlecage mounting underneath the downtube
- » Surface multilayer wet-paint
- » Complies with the new EU-Standards - DINplus tested by Velotech
- » Frame sizes available: 15", 17"

Components

- » Rock Shox Reba Race U-Turn air spring suspension fork - rebound and compression adjustable, Lockout with Motion Control, PopLoc, U-Turn 90-120mm, travel adjustable- allows lowering of cockpit for enhanced climbing and sufficient reserves for fast downhill
- » Fox RP23 airspring rear shock, adjustable ProPedal platform damping
- » Ergon GP5-1 - ergonomic, anti-slip grips - only for wls
- » Schwalbe Rocket Ron/Racing Ralph Kevlar - extremely lightweight folding tire with low rolling resistance and ideal traction
- » Fi'zi:k Vitesse - ergonomic Lady saddle
- » RFR Prolight setback seatpost - for a dynamic seat position

Option R1 MAG

- » Syntace Vector Lowrider - Carbon handlebar oversized
- » Shimano Deore XT Shadow shifting components
- » Formula R1 Magnesium hydr. Disc brake
- » DT Swiss XPW1600 - extremely lightweight and stiff wheelset for best acceleration

Option XT

- » Completely Shimano Deore XT Shadow equipped

Spare Parts

- » Mech hanger #123 silver

AMS WLS PRO R1 MAG

Frame	HPA 7005 Hydroform STK Triple Butted, FSP 4-Link-System, WLS Geometry
Size	15", 17"
Color	Black White Print
Fork	Rock Shox Reba Race U-turn 90-120mm, Motion Control, PopLoc
Rear Shock	Fox Float RP23 shock size 165mm
Headset	FSA Orbit Z semi-integrated
Stem	Syntace F119 Oversized
Handlebar	Syntace Vector Carbon Lowrider Oversized
Grips	Ergon GP1-S
Rear Derailleur	Shimano Deore XT RD-M772 Shadow
Front Derailleur	Shimano Deore XT FD-M771, Down Swing, 34.9mm
Shifter	Shimano Deore XT SL-M770 Rapidfire-Plus, 9-speed
Brakes	Formula R1 Magnesium hydr. Disc Brake (180/160mm)
Crankset	Shimano Deore XT FC-M770 Hollowtech II 44x32x22T., 170mm, integrated BB
Cassette	Shimano Deore XT CS-M770 11-32T., 9-speed
Chain	Shimano CN-HG93 108 links
Wheelset	DT Swiss XPW1600 Wheelset
Front Tire	Schwalbe Rocket Ron Kevlar Triple Compound 2.25
Rear Tire	Schwalbe Racing Ralph Kevlar Triple Compound 2.25
Inner Tubes	Schwalbe MTB light SV14
Rim Tape	Schwalbe 22-559
Pedals	Shimano PD-M520
Saddle	Fi'zi:k Vitesse
Seatpost	RFR Prolight 31.6mm Setback
Seat Clamp	Scape Varioclose 34.9mm
Total weight*	ca. 11.9kg
Frame weight*	ca. 2300g

AMS WLS PRO XT

Frame	HPA 7005 Hydroform STK Triple Butted, FSP 4-Link-System, WLS Geometry
Size	15", 17"
Color	Black White Print
Fork	Rock Shox Reba Race U-turn 90-120mm, Motion Control, PopLoc
Rear Shock	Fox Float RP23 shock size 165mm
Headset	FSA Orbit Z semi-integrated
Stem	Syntace F139
Handlebar	Easton EA50 Lowrider
Grips	Ergon GP1-S
Rear Derailleur	Shimano Deore XT RD-M772 Shadow
Front Derailleur	Shimano Deore XT FD-M771, Down Swing, 34.9mm
Shifter	Shimano Deore XT SL-M770 Rapidfire-Plus, 9-speed
Brakes	Shimano Deore XT BR-M775 hydr. Disc Brake (180/160mm)
Crankset	Shimano Deore XT FC-M770 Hollowtech II 44x32x22T., 170mm, integrated BB
Cassette	Shimano CS-HG50 11-32T., 9-speed
Chain	Shimano CN-HG53 108 links
Wheelset	Sunringle Ryde XMB Wheelset
Front Tire	Schwalbe Rocket Ron Kevlar Triple Compound 2.25
Rear Tire	Schwalbe Racing Ralph Kevlar Triple Compound 2.25
Inner Tubes	Schwalbe MTB light SV14
Rim Tape	Schwalbe 22-559
Pedals	Fasten Alu
Saddle	Fi'zi:k Vitesse
Seatpost	RFR Prolight 31.6mm Setback
Seat Clamp	Scape Varioclose 34.9mm
Total weight*	ca. 12.3kg
Frame weight*	ca. 2300g

- hpa HIGH PERFORMANCE ALUMINUM
- hydroforming SYSTEM
- size tuned KINEMATIC
- WLS WOMAN LIKE GEOMETRY
- FD ACTIVE LINK
- FOX CUSTOMIZED SETUP
- fsp 4LINK
- FSS FRAME SAVE SYSTEM
- wet paint SURFACE



AMS WLS PRO
BLACK WHITE PRINT
R1 MAG



Target group and intended use

» Size Tuned Kinematic - Four Link fullsuspension mountainbike with sporty women-geometry and classic design for demanding riders. Frame features 7005 High Performance Aluminium, triple butted, 100mm of suspension travel.

Frame features

- » 7005 High Performance Aluminium, triple butted
- » Top-/Downtube Hydroformed - stability with less material
- » Size Tuned Kinematic 4-Bar-Suspension Technology
- » Better handling characteristics due to lower top tube and improved stand-over-height
- » 3D Active Link - super rigid linkage
- » Main bearing: 2 sealed ball bearings, ball bearings in : FSP 4-Link duplex/Linkage to seatstay single/Linkage axle quadruple - for better stability
- » CNC machined and cold forged frame parts around the bearing fit ensuring rigidity and excellent heat dissipation
- » Fox Custom-Set-Up - Shock optimized for STK-Kinematics
- » Drive efficiency independent from suspension setting - comfortable tunable without negative effects

» FSP 4-Link to avoid pedal kick-back

» Super rigid 3D dropouts

» Frame Save System - replaceable mech hanger with thread in mech hanger

» Cables protected through mounting underneath the toptube

» Seatpost completely retractable

» Bottlecage mounting underneath the downtube

» Surface multilayer wet-paint

» Complies with the new EU-Standards - DINplus tested by Velotech

» Frame sizes available: 15", 17"

» Schwalbe Rocket Ron/Racing Ralph Kevlar - extremely lightweight folding tire with low rolling resistance and ideal traction

» Fi'zi:k Vitesse - ergonomic lady saddle

» RFR Prolight setback seatpost - for a dynamic seat position

Spare Parts

» Mech hanger #123 silver

Components

» Rock Shox Reba SL air spring suspension fork - rebound and compression adjustable, Lockout with Motion Control, PopLoc, 100mm travel

» Manitou Radium RL oil - air rear shock with lockout, Platform Plus damping

» Ergon GPS-1 - ergonomic, anti-slip grips - only for wls

» Shimano Deore XT Shadow/SLX shifting components

» Stroker Trail hydr. Disc brake for perfect brake performance

» RFR ZX24 rims with Deore XT Disc hubs - lightweight and stable wheelset

AMS WLS COMP

Frame	HPA 7005 Hydroform STK Triple Butted, FSP 4-Link-System, WLS Geometry
Size	15", 17"
Color	White Red Print
Fork	Rock Shox Reba SL 100mm, Motion Control, PopLoc
Rear Shock	Manitou Radium RL shock size 165mm, Lockout
Headset	FSA No.10 semi-integrated
Stem	Syntace F139
Handlebar	Easton EA50 Lowrider
Grips	Ergon GP1-S
Rear Derailleur	Shimano Deore XT RD-M772 Shadow
Front Derailleur	Shimano SLX FD-M661, Down Swing, 34.9mm
Shifter	Shimano SLX SL-M660 Rapidfire-Plus, 9-speed
Brakes	Hayes Stroker Trail hydr. Disc Brake (180/160mm)
Crankset	Shimano SLX FC-M660 Hollowtech II 44x32x22T., 170mm, integrated BB
Cassette	Shimano CS-H650 11-32T., 9-speed
Chain	Shimano CN-H653 108 links
Rims	RFR ZX24
Front Hub	Shimano Deore XT Disc HB-M756
Rear Hub	Shimano Deore XT Disc FH-M756
Spokes	DT Swiss Champion 2.0 black
Front Tire	Schwalbe Rocket Ron Kevlar Triple Compound 2.25
Rear Tire	Schwalbe Racing Ralph Kevlar Triple Compound 2.25
Inner Tubes	Schwalbe MTB light AV14
Rim Tape	Schwalbe 22-559
Pedals	Fasten Alu
Saddle	Fi'zi:k Vitesse
Seatpost	RFR Prolight 31.6mm Setback
Seat Clamp	Scape Varioclose 34.9mm
Total weight*	ca. 12.8kg
Frame weight*	ca. 2300g

hpa HIGH PERFORMANCE ALUMINUM | hydroforming SYSTEM | size tuned KINEMATIC | WLS WOMAN LIKE GEOMETRY | FD ACTIVE LINK | fsp 4LINK | FSS FRAME SIZING SYSTEM | wet paint SURFACE



AMS WLS COMP
WHITE RED PRINT



Target group and intended use

- » Fast, sporty hardtail mountainbike for performance driven riders in cross-country competition racing, marathon, and training. Specced with A-class components.

Frame features

- » 7005er Aluminium Superlite, double butted
- » Cross ovalized downtube for high stability
- » Bent, sloping top tube provides ample stand-over height
- » Strengthened gussets in high stress areas
- » WLS-Geometry with shorter top tube for comfortable and relaxed sitting position
- » Disc only frame
- » CNC machined Disc for excellent heat dissipation
- » Super rigid 3D dropout
- » Frame Save System - replaceable mech hanger with thread in mech hanger
- » Clean cable routing
- » Bottle cage mounting seat- and downtube (not 13", 15")
- » Surface multilayer wet-paint
- » Complies with the new EU-Standards - DINplus tested by Velotech
- » Frame sizes available: 13", 15", 17", 19"

Components

- » Rock Shox Reba SL air spring suspension fork - rebound and compression adjustable, Lockout with Motion Control, PopLoc, 100mm travel
- » FSA No.10 - lightweight semi-integrated headset
- » Ergon GP5-1 - ergonomic, anti-slip grips - only for wls
- » Shimano Deore XT Shadow/SLX/Deore components
- » Formula Oro K18 hydr. Disc brake
- » Schwalbe Rocket Ron/Racing Ralph Kevlar - especially lightweight folding tire with low rolling resistance and ideal traction
- » RFR ZX24 rims with M525 Disc hubs - lightweight and stable wheelset
- » Fi'zi:k Vitesse - ergonomic Lady saddle
- » RFR Prolight setback seatpost - for a dynamic seat position

Spare Parts

- » Mech hanger #123 silver

ACCESS WLS SL

Frame	Alu Superlite 7005 Double Butted, WLS-Geometry
Size	13", 15", 17", 19"
Color	Black White Print
Fork	Rock Shox Reba SL 100mm, Motion Control, PopLoc
Headset	FSA No.10 semi-integrated
Stem	Syntace F139
Handlebar	Easton EA50 Lowrider
Grips	Ergon GP1-S
Rear Derailleur	Shimano Deore XT RD-M772 Shadow
Front Derailleur	Shimano SLX FD-M660 Top Swing, 34.9mm
Shifter	Shimano Deore SL-M530 Rapidfire-Plus, 9-speed
Brakes	Formula Oro K18 hydr. Disc Brake (180/160mm)
Crankset	Shimano SLX FC-M660 Hollowtech II 44x32x22T., 170mm, integrated BB
Cassette	Shimano CS-HG50 11-32T., 9-speed
Chain	Shimano CN-HG53 108 links
Rims	RFR ZX24
Front Hub	Shimano Disc HB-M525
Rear Hub	Shimano Disc FH-M525
Spokes	DT Swiss Champion 2.0 black
Front Tire	Schwalbe Racing Ralph Kevlar Triple Compound 2.25
Rear Tire	Schwalbe Racing Ralph Kevlar Triple Compound 2.25
Inner Tubes	Schwalbe MTB AV13
Rim Tape	Schwalbe 22-559
Pedals	Fasten Alu
Saddle	Fi'zi:k Vitesse
Seatpost	RFR Prolight 31.6mm Setback
Seat Clamp	Scape Varioclose 34.9mm
Total weight*	ca. 11.8kg
Frame weight*	ca. 1700g

aluminium SUPERLITE

WLS WOMAN LIKE GEOMETRY

FSS FRAME STAY SYSTEM

wet paint SURFACE



ACCESS WLS SL
BLACK WHITE PRINT



Target group and intended use

» Sporty and comfortable hardtail mountainbike for ambitious women in cross-country competition racing, marathon, and training. Specced with A-class components.

Frame features

- » 7005er Aluminium Superlite, double butted
- » Cross ovalized downtube for high stability
- » Bent, sloping top tube provides ample stand-over height
- » Strengthened gussets in high stress areas
- » WLS-Geometry with shorter top tube for comfortable and relaxed sitting position
- » Disc only frame
- » CNC machined Disc for excellent heat dissipation
- » Super rigid 3D dropouts
- » Frame Save System - replaceable mech hanger with thread in mech hanger
- » Clean cable routing
- » Bottlecage mounting seat- and downtube (not 13", 15")
- » Surface multilayer wet-paint
- » Complies with the new EU-Standards - DINplus tested by Velotech
- » Frame sizes available: 13", 15", 17", 19"

Components

- » Suntour Epicon Air - air spring suspension fork, Remote-Lockout, 100mm travel
- » FSA No.10 - lightweight semi-integrated headset
- » Ergon GP5-1 - ergonomic, anti-slip grips - only for wls
- » Shimano Deore XT Shadow/Deore components
- » Stroker Ryde hydr. Disc brake for perfect brake performance
- » Schwalbe Rocket Ron/Racing Ralph Kevlar - especially lightweight folding tire with low rolling resistance and ideal traction
- » RFR ZX24 rims with M525 Disc hubs - lightweight and stable wheelset

Spare Parts

- » Mech hanger #123 silver

ACCESS WLS PRO

Frame	Alu Superlite 7005 Double Butted, WLS-Geometry
Size	13", 15", 17", 19"
Color	Brown Green Print
Fork	Suntour Epicon Air 100mm, Remote-Lockout
Headset	FSA No.10 semi-integrated
Stem	Easton EA30 Oversized
Handlebar	Easton EA30 Lowriser Oversized
Grips	Ergon GP1-S
Rear Derailleur	Shimano Deore XT RD-M772 Shadow
Front Derailleur	Shimano Deore FD-M530 Top Swing, 34.9mm
Shifter	Shimano Deore SL-M530 Rapidfire-Plus, 9-speed
Brakes	Stroker Ryde hydr. Disc Brake (180/160mm)
Crankset	Shimano FC-M442 Octalink 44x32x22T., 170mm, BB Shimano BB-ES25
Cassette	Shimano CS-HG50 11-32T., 9-speed
Chain	Shimano CN-HG53 108 links
Rims	RFR ZX24
Front Hub	Shimano Disc HB-M525
Rear Hub	Shimano Disc FH-M525
Spokes	DT Swiss Champion 2.0 black
Front Tire	Schwalbe Racing Ralph Kevlar Triple Compound 2.25
Rear Tire	Schwalbe Racing Ralph Kevlar Triple Compound 2.25
Inner Tubes	Schwalbe MTB AV13
Rim Tape	Schwalbe 22-559
Pedals	Fasten Alu
Saddle	Scape Natural Shape 0.1 WLS
Seatpost	Scape Light 31.6mm
Seat Clamp	Scape Varioclose 34.9mm
Total weight*	ca. 12.6kg
Frame weight*	ca. 1700g

aluminium SUPERLITE

WLS WOMAN LIKE GEOMETRY

FSS FRAME STAY SYSTEM

wet paint SURFACE



ACCESS WLS PRO
BROWN GREEN PRINT



Target group and intended use

- » Comfortable and reliable hardtail for female riders for fitness and leisure.

Frame features

- » 7005er Aluminium Lite, heat treated
- » Cross ovalized downtube for high stability
- » Bent, sloping top tube provides ample stand-over height
- » Strengthened gussets in high stress areas
- » WLS-Geometry with shorter top tube for comfortable and relaxed sitting position
- » Super rigid 3D dropouts
- » replaceable hanger
- » Clean cable routing
- » Surface multilayer wet-paint
- » Complies with the new EU-Standards - DINplus tested by Velotech
- » Frame sizes available: 13", 15", 17", 19"

Components

- » Suntour XCM Lockout, 80mm travel
- » FSA No.10 - lightweight semi-integrated headset
- » Ergon GPS-1 - ergonomic, anti-slip grips - only for wls
- » FSA stem and handlebar
- » Shimano Deore components for reliable shifting
- » Shimano BR-M422 with good brake performance
- » Schwalbe Smart Sam 2.1 - tire for comfort and safety
- » Alex EN24 - light and stable

Spare Parts

- » Mech hanger #123 silver

ACCESS WLS COMP

Frame	Alu Lite 7005 WLS-Geometry
Size	13", 15", 17", 19"
Color	White Blue Print
Fork	Suntour XCM Lockout 80mm
Headset	FSA No.10 semi-integrated
Stem	FSA 05190 Oversized
Handlebar	FSA XC300 Lowrider Oversized
Grips	Ergon GP1-S
Rear Derailleur	Shimano Deore RD-M531 Top Normal
Front Derailleur	Shimano Deore FD-M530 Top Swing, 34.9mm
Shifter	Shimano Deore SL-M530 Rapidfire-Plus, 9-speed
Brakes	Shimano BR-M422 V-Brake/BL-M421 Brakelever
Crankset	Shimano FC-M442 Octalink 44x32x22T., 170mm, BB Shimano BB-ES25
Cassette	Shimano CS-HG50 11-32T., 9-speed
Chain	Shimano CN-HG53 108 links
Rims	Alex EN24
Front Hub	Shimano HB-RM40
Rear Hub	Shimano FH-RM30
Spokes	DT Swiss Stainless 2.0
Front Tire	Schwalbe Smart Sam 2.1
Rear Tire	Schwalbe Smart Sam 2.1
Inner Tubes	Schwalbe MTB AV13
Rim Tape	Schwalbe 22-559
Pedals	Fasten Alu
Saddle	Scape Natural Shape 0.1 WLS
Seatpost	Scape Light 31.6mm
Seat Clamp	Scape Varioclose 34.9mm
Total weight*	ca. 12.5kg
Frame weight*	ca. 1700g

WLS WOMAN LIKE SERIES

ACCESS WLS COMP

239

aluminium SUPERLITE

WLS WOMAN LIKE GEOMETRY

FSS FRAME STAY SYSTEM

wet paint SURFACE



ACCESS WLS COMP
WHITE BLUE PRINT



WLS WOMAN
LIKE SERIES

Target group and intended use

- » High end roadbike for female riders with comfortable position and A-class component spec for competition racing, touring and training.

Frame features

- » 7005er Aluminium Superlite, double butted
- » Womenspecific WLS-Geometry
- » Cross ovalized downtube for high stability
- » Optimized oversized tubes for maximum STW ratio
- » Super rigid CNC machined dropouts
- » Flexing rear triangle with bended seatstays and oval chainstays for maximum comfort
- » Frame Save System – replaceable mech hanger with thread in mech hanger
- » Bottlecage mounting possibilities on seat- and downtube
- » Surface multilayer wet-paint
- » Complies with the new EU-Standards - DINplus tested by Velotech
- » Frame sizes available: 47, 50, 52, 54, 56 semisloping

Components

- » Dedacciai Black Blade carbon – lightweight and stiff
- » FSA Orbit Z Steuersatz – stable and durable through industrial bearings
- » FSA OS190 oversized stem – extremely stiff
- » FSA Vero Compact for comfortable hand posture and with best position to brake lever and shifter
- » Shimano Ultegra SL components with ST-R700 Ergo shifter/brake lever and triple carbon crankset FSA SL-K Light Megaexo with integrated BB – 30-speed
- » Fulcrum Racing 5 wheelset for clincher – lightweight and aerodynamic
- » Schwalbe Ultremo R Kevlar – especially lightweight tire with patented belt
- » Fi'zi:k Vitesse – womenspecific saddle
- » RFR Prolight Setback – seatpost for dynamic sitting position

Recommendation

- » Crash Replacement Warranty for fork (see Service)

Test results

- » Test in Tour 06/07: The strength of Cube's Lady racer is its top specification...

Spare Parts

- » mech hanger #106 silver

AXIAL WLS PRO

Frame	Alu Superlite 7005 Double Butted, WLS-Geometry
Size	47, 50, 52, 54, 56, semisloping
Color	White Red Print
Fork	Dedacciai Black Blade Carbon
Headset	FSA Orbit Z semi-integrated
Stem	FSA OS190 Oversized
Handlebar	FSA Vero Compact Oversized
Grip Tape	CUBE Grip Control
Rear Derailleur	Shimano Ultegra SL RD-6600GSG
Front Derailleur	Shimano Ultegra SL FD-6603BLG 3-speed, Clamp 34,9mm
Shifter- / Brake-lever	Shimano ST-R700 Ergo, 10-speed
Brakes	Shimano Ultegra SL BR-6600G
Crankset	FSA SL-K Light Megaexo Carbon 52x39x30T., integrated BB
Cassette	Shimano Ultegra CS-6600 12-27T., 10-speed
Chain	Shimano Ultegra CN-6600 108 links
Wheelset	Fulcrum Racing 5 Evolution
Tire	Schwalbe Ultremo R Kevlar 23x622
Inner Tubes	Schwalbe RR light SV20
Rim Tape	none
Saddle	Fi'zi:k Vitesse
Seatpost	RFR Prolight 31.6mm Setback
Seat Clamp	Scape Close 34.9mm
Total weight*	ca. 8,5kg
Frame weight*	ca. 1500g

aluminium SUPERLITE


WLS WOMAN LIKE GEOMETRY

FSS FRAME STAY SYSTEM

wet paint SURFACE



AXIAL WLS PRO
WHITE RED PRINT



Target group and intended use

- » High quality roadbike for female riders with comfortable position and great component spec for road racing, touring and training. 27-speed.

Frame features

- » 7005er Aluminium Superlite, double butted
- » Womenspecific WLS-Geometry
- » Cross ovalized downtube for high stability
- » Optimized oversized tubes for maximum STW ratio
- » Super rigid CNC machined dropouts
- » Flexing rear triangle with bended seatstays and oval chainstays for maximum comfort
- » Frame Save System - replaceable mech hanger with thread in mech hanger
- » Bottlecage mounting possibilities on seat- and downtube
- » Surface multilayer wet-paint
- » Complies with the new EU-Standards - DINplus tested by Velotech
- » Frame sizes available: 47, 50, 52, 54, 56 semisloping

Components

- » Dedacciai Black Blade carbon - lightweight and stiff
- » FSA No.10 - lightweight semi-integrated headset
- » FSA 05190 oversized stem - extremely stiff
- » FSA Vero Compact for comfortable hand posture and with best position to brake lever and shifter
- » Shimano Ultegra/Shimano 105 components with triple crankset FC-R553 and integrated BB brakes BR-R560 - 30-speed
- » Shimano ST-R700 Ergo shifter/brake lever for precise shifting - 10-speed
- » Fulcrum Racing 7 wheelset for clincher, CUBE CUSTOM DESIGN - aerodynamic
- » Schwalbe Ultremo R Kevlar - especially lightweight tire with patented belt
- » Fi'zi:k Vitesse - womenspecific saddle
- » RFR Prolight Setback - seatpost for dynamic sitting position

Recommendation

- » Crash Replacement Warranty for fork (see Service)

Spare Parts

- » mech hanger #106 silver

AXIAL WLS COMP

Frame	Alu Superlite 7005 Double Butted, WLS-Geometry
Size	47, 50, 52, 54, 56, semisloping
Color	Black Blue Print
Fork	Dedacciai Black Blade Carbon
Headset	FSA No.10 semi-integrated
Stem	FSA 05190 Oversized
Handlebar	FSA Vero Compact Oversized
Grip Tape	CUBE Grip Control
Rear Derailleur	Shimano Ultegra RD-6600GS
Front Derailleur	Shimano 105 FD-5603BL 3-speed, Clamp 34.9mm
Shifter- / Brake-lever	Shimano ST-R700 Ergo, 10-speed
Brakes	Shimano BR-R560
Crankset	Shimano FC-R553 2-Piece 50x39x30T., integrated BB
Cassette	Shimano 105 CS-5600 12-27T., 10-speed
Chain	Shimano 105 CN-5600 108 links
Wheelset	Fulcrum Racing 7
Tire	Schwalbe Ultremo R Kevlar 23x622
Inner Tubes	Schwalbe RR light SV20
Rim Tape	none
Saddle	Fi'zi:k Vitesse
Seatpost	RFR Prolight 31.6mm Setback
Seat Clamp	Scape Close 34.9mm
Total weight*	ca. 8.6kg
Frame weight*	ca. 1500g

aluminium SUPERLITE

WLS WOMAN LIKE GEOMETRY

FSS FRAME STAY SYSTEM

wet paint SURFACE

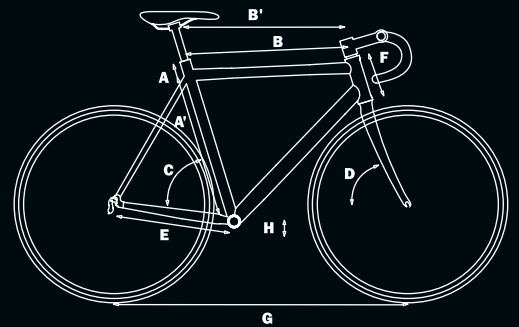


AXIAL WLS COMP
BLACK BLUE PRINT



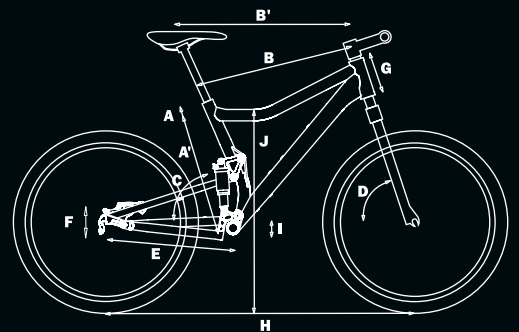
AXIAL WLS PRO/ AXIAL WLS COMP

Framesize		47cm	50cm	52cm	54cm	56cm
Seat tube [mm]	A	450	480	500	520	540
Seat tube center-center [mm]	A'	390	420	440	460	480
Top tube [mm]	B	501	506	513	520	529
Top tube horizontal [mm]	B'	514	520	525	532	542
Seat tube angle [Degrees]	C	75,0	74,5	74,5	74,0	73,5
Head tube angle [Degrees]	D	70,5	71,5	71,5	72,0	72,5
Chainstays [mm]	E	405	405	405	405	405
Head tube [mm]	F	120	130	140	145	160
Wheelbase [mm]	G	982	975	981	979	979
BB-Height to hub [mm]	H	-65	-65	-65	-65	-65



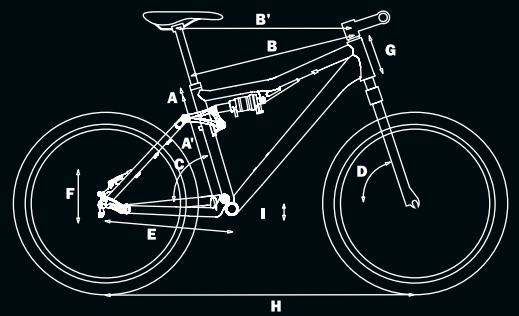
STEREO WLS

Framesize		15"	17"
Seat tube [mm]	A	380	420
Seat tube center-center [mm]	A'	305	334
Top tube [mm]	B	509	523
Top tube horizontal [mm]	B'	550	570
Seat tube angle [Degrees]	C	74	74
Head tube angle [Degrees]	D	68	68
Chainstays [mm]	E	430	430
Rear travel [mm]	F	140	140
Head tube [mm]	G	120	130
Wheelbase [mm]	H	1096	1116
BB-Height to hub [mm]	I	-15	-15
Standover height [mm]	J	720	750
Frameset *	X	X	X



AMS WLS

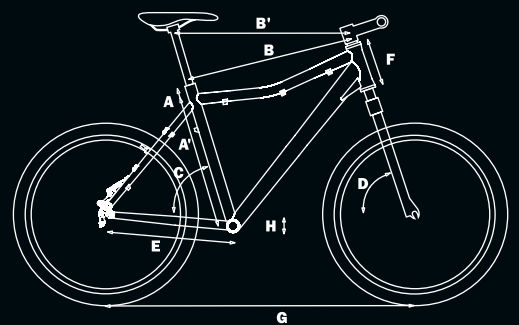
Framesize		15"	17"
Seat tube [mm]	A	381	432
Seat tube center-center [mm]	A'	331	382
Top tube [mm]	B	533	550
Top tube horizontal [mm]	B'	551	572
Seat tube angle [Degrees]	C	73,5	73,5
Head tube angle [Degrees]	D	70,5	70,5
Chainstays [mm]	E	425	425
Rear travel [mm]	F	100	100
Head tube [mm]	G	125	135
Wheelbase [mm]	H	1044	1065
BB-Height to hub [mm]	I	-12	-12



ACCESS WLS COMP

Framesize		13"	15"	17"	19"	13"	15"	17"	19"
Seat tube [mm]	A	340	390	430	480	340	390	430	480
Seat tube center-center [mm]	A'	290	340	380	430	285	335	375	425
Top tube [mm]	B	522	524	533	546	522	524	531	543
Top tube horizontal [mm]	B'	530	542	555	570	530	542	555	570
Seat tube angle [Degrees]	C	74	73,5	73	73	73	72,5	72	72
Head tube angle [Degrees]	D	70	70	71	71	69,5	69,5	70	70
Chainstays [mm]	E	420	420	420	420	420	420	420	420
Head tube [mm]	F	110	120	145	155	100	110	135	145
Wheelbase [mm]	G	1024	1031	1030	1045	1014	1022	1026	1041
BB-Height to hub [mm]	H	-38	-38	-38	-38	-34	-34	-34	-34

ACCESS WLS PRO/SL



* Frameset includes frame, headset, seat clamp, shock and seatpost



Nice childhood memories are with us for life

We at **Cube** make children's and youth bicycles that offer children pleasure in cycling because they are adapted to their needs and easy to ride.

Children cannot cope easily with clumsy bicycles because they lack the power to handle them. That's why we make children's frames for our **KIDS SERIES** exclusively in lightweight aluminium and fit them out with aluminium parts. Because only a bicycle that's proportional in weight to the child itself and is safe in use gives true pleasure.

The **Team Kid** models are versatile, they offer the child reliable braking and safe dismounting at any moment.

For our children's bikes we only use brake and gear change levers that are light and easy to use with small hands.

Children learn to ride a bicycle between 3 and 5 years of age. A bike fitted with a hand-operated front brake plus a coaster brake make more sense than a complicated gear change-plus-brake mechanism. For this age, we have the **Team Kid 160** with stabilisers that can be taken off once your child has got the balance feeling.

From 6 years on, the child's proficiency has developed so that it can use V-brakes and a 7-speed Grip Shift gear change. For these, we advise the **Team Kid 200**.

And for older children we have fitted the **Team Kid 240** and **Team Kid 260** bikes with front suspension and 21 gears.

All models are available in two-tone colours.

In our sense for responsibility our Kids Series are also subwithtd to the stringent tests imposed by CEN-standards and executed by the Velotech test institute in Schweinfurt, Germany. There we have all children's bikes tested to the backbone and only when they have withstood these tests they are adwithtd to the market.

For our own conscience, top quality and rider safety have top priority for our children's bikes. Tomorrow's generation should associate cycling with happy childhood memories.

Target group and intended Use

» 26" mountainbike for young riders with a body length between 1,40m to 1,60m – these bikes offer the same quality and attention to detail as the 'adult' bike range. The kid bikes in CUBE teamdesign are serious bikes for ambitious racers-to-be, ready to take it on.

Frame features

- » During development of our kid bike range we paid extra attention to durability and safety. Kids are less strong in arms and legs, that's why we made the bikes as lightweight as possible. A lightweight aluminium frame combined with lightweight aluminium components.
- » Kids tend to tear bikes apart and fall more often than adults do. To save the frame we used replaceable mech hangers.
- » Shimano Acera rear mech
- » Shimano STI shifter- and brake levers 24 gears
- » Powermodulated Shimano V-Brakes RST Omni suspension forks Disc brake mounts
- » Strong wheels Quick release seatclamp for easy seat adjustment

TEAM KID 260/WLS KID 260

Frame	6061er Aluminium, heat treated, KID-Geometry
Size	Wheelsize 26", equiv. framesize 14"
Colour	Teamline or Creme
Fork	RST-191 Suspension fork
Headset	VP A-Headset
Stem	Scape Alu Lite
Handlebar	Scape Riser Alu Lite
Grips	Velo
Rear Derailleur	Shimano RD-M340
Front Derailleur	Shimano FD-M310 Top Swing 34.9mm
Shifter	Shimano ST-EF60 EZ Fire Plus, 8-speed
Brakes	Aluminium V-Brake with Powermodulator
Crankset	Shimano FC-M31 42x32x22T., 170mm, Chain guard, with Cartridge-BB
Cassette	Shimano CS-HG30 11-30T., 8-speed
Chain	KMC Z72
Wheelset	Rigida ZAC19
Front hub	Scape Aluminium
Rear hub	Scape Aluminium
Spokes	Stainless 2.0
Front tire	Kenda Koyote 26 x 2.1 TEAM CUBE
Rear tire	Kenda Koyote 26 x 2.1 TEAM CUBE
Inner tubes	Kenda AV
Pedals	Scape
Saddle	Scape TEAM KID
Seat post	Scape Alu Lite 350mm
Seat clamp	Scape Varioclose 34.9mm
Total weight*	12,6



TEAM KID 260



WLS KID 260

Target group and intended Use

» 24" mountainbike for kids in primary school
- these bikes offer the same quality and attention to detail as the 'adult' bike range
The kid bikes in CUBE teamdesign are serious bikes for ambitious racers-to-be, ready to take it on.

Frame features

- » During development of our kid bike range we paid extra attention to durability and safety. Kids are less strong in arms and legs, that's why we made the bikes as lightweight as possible. A lightweight aluminium frame combined with lightweight aluminium components.
- » Kids tend to tear bikes apart and fall more often than adults do. To save the frame we used replaceable mech hangers.
- » Easy-to-use and adjustable shifter- and brake levers.
- » Shimano Altus rear mech
- » Gripshift, intuitive and easy-to-use 21 gears
- » Barends Powermodulated Shimano VBrakes RST Omni suspension forks Strong wheels
- » Quick release seatclamp for easy seat adjustment
- » Reflectors front and rear Quick release front wheel

TEAM KID 240/KID 240 PEARL

Frame	6061er Aluminium, heat treated, KID-Geometry
Size	Wheelsize 24"
Colour	Teamline or Pearl
Fork	RST-191 Suspension fork
Headset	VP A-Headset
Stem	Scape Alu Lite
Handlebar	Scape Alu Lite incl. Barends
Grips	Velo
Rear Derailleur	Shimano RD-M310
Front Derailleur	Shimano FD-C050 Dual Pull 31.8mm
Shifter	Shimano SL-RS41 Revo Shifter, 7-speed
Brakes	Aluminium V-Brake with Powermodulator and Brake lever
Crankset	Sunrace 42x34x24T., 140mm, Chain guard, with Square-BB
Cassette	Shimano MF-TZ31 14-34T., 7-speed
Chain	KMC Z51
Wheelset	Aluminium
Front hub	Scape Aluminium
Rear hub	Scape Aluminium
Spokes	Stainless
Front tire	Kenda 24 x 1.95 TEAM CUBE
Rear tire	Kenda 24 x 1.95 TEAM CUBE
Inner tubes	Kenda AV
Pedals	Scape
Saddle	Scape TEAM KID
Seat post	Scape Alu Lite
Seat clamp	Scape Close
Extras	Reflectors, Bell
Total weight*	12,7kg



TEAM KID 240



KID 240 PEARL

Target group and intended Use

» 20" mountainbike for kids 5 years and up
- these bikes offer the same quality and attention to detail as the 'adult' bike range. The kid bikes in CUBE teamdesign are serious bikes for ambitious racers-to-be, ready to take it on.

Frame features

- » During development of our kid bike range we paid extra attention to durability and safety. Kids are less strong in arms and legs, that's why we made the bikes as lightweight as possible. A lightweight aluminium frame combined with lightweight aluminium components.
- » Kids tend to tear bikes apart and fall more often than adults do. To save the frame we used replaceable mech hangers.
- » Easy-to-use and adjustable shifter- and brake levers.
- » 7 gears Powermodulated Shimano V-Brakes
Strong wheels Reflectors front and rear
- » Grips with side protection Minimal height to maximize stand-over-height
- » Gussets to reinforce parts of the frame

TEAM KID 200/KID 200 PRINCESS

Frame	6061er Aluminium, heat treated, KID-Geometry
Size	Wheelsize 20"
Colour	Teamline or Princess
Fork	Hi Ten Fork
Headset	VP A-Headset
Stem	Scape Alu Lite
Handlebar	Scape Alu Lite
Grips	Velo
Rear Derailleur	Shimano RD-TX31
Shifter	Shimano SL-RS41 Revo Shifter right, 7-Gang
Brakes	Aluminium V-Brake with Powermodulator and Brake lever
Crankset	Prowheel 36T., 127mm, Chain guard, with Square-BB
Cassette	Shimano MF-TZ31 13-34T., 7-speed
Chain	KMC Z51
Wheelset	Aluminium
Front hub	Scape Aluminium
Rear hub	Scape Aluminium
Spokes	Stainless
Front tire	Kenda 20 x 2.0 TEAM CUBE
Rear tire	Kenda 20 x 2.0 TEAM CUBE
Inner tubes	Kenda AV
Pedals	Scape
Saddle	Scape TEAM KID
Seat post	Scape Alu Lite
Seat clamp	Scape
Extras	Reflectors, Bell
Total weight*	10,7kg



TEAM KID 200



KID 200 PRINCESS

Target group and intended Use

- » 16" kid bike for little racers and princesses
- these bikes offer the same quality and attention to detail as the 'adult' bike range. The kid bikes in CUBE teamdesign are serious bikes for ambitious racers-to-be, ready to take it on.

Features

- » During development of our kid bike range we paid extra attention to durability and safety. Kids are less strong in arms and legs, that's why we made the bikes as lightweight as possible. A lightweight aluminium frame combined with lightweight aluminium components.
- » Kids tend to tear bikes apart and fall more often than adults do. To save the frame we used replaceable mech hangers.
- » Easy-to-use ergonomical brake lever for kids' hands.
- » Training wheels matching frame color
- » Coaster brake
- » Strong wheels
- » Reflectors front and rear and in spokes
- » Chainguard
- » Grips with extra side protection
- » Minimal height to maximize stand-overheight
- » Bell
- » Boys- and Girls design
- » Wide, safe pedals

TEAM KID 160/KID 160 LITTLE PRINCESS

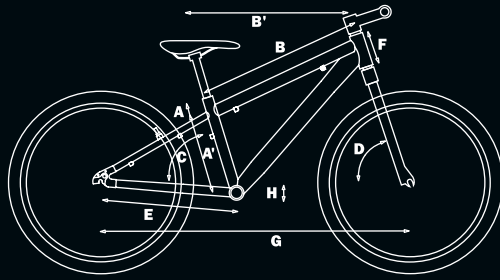
Frame	6061er Aluminium, heat treated, KID-Geometry
Size	Wheelsize 16"
Colour	Racing Green or Little Princess
Fork	Hi Ten Fork
Headset	VP A-Headset
Stem	Scape Alu Lite
Handlebar	Scape Alu Lite
Grip	Velo
Brakes	Aluminium VR-Cantileverbrake and Brake lever
Crankset	Hudson 32T., 114mm, Chain guard, with Square-BB
Wheelset	Aluminium
Front hub	Scape Aluminium
Rear hub	Scape Aluminium coaster brake hub
Spokes	Stainless
Front tire	Kenda 16 x 1.95 TEAM CUBE
Rear tire	Kenda 16 x 1.95 TEAM CUBE
Inner tubes	Kenda AV
Pedals	Scape
Saddle	Scape TEAM KID
Seat post	Scape Alu Lite
Seat clamp	Scape
Extras	Reflectors, Bell, Stem protector, Training wheels, Flag CUBE
Total weight*	ca. 9,5 kg (incl. Training wheels)



TEAM KID 160
RACING GREEN



KID 160 LITTLE PRINCESS



		KID 260	KID 240	KID 200	KID 160
Framesize		26"	24"	20"	16"
Seat tube [mm]	A	360	309	258,6	205
Sitzrohr Withte-Withte [mm]	A'	305	259	208,6	155
Top tube [mm]	B	513	499,2	430,6	361,5
Top tube horizontal [mm]	B'	527	526,2	439,5	368
Seat tube angle [Degrees]	C	73,5	69,6	73,5	73
Head tube angle [Degrees]	D	71	72	72	69
Chainstays [mm]	E	420	414	373	290
Head tube [mm]	F	100	102	105	100
Wheelbase [mm]	G	1007	943	853,4	714,2
BB-Height to hub [mm]	H	-35	-40	-25	7



Our biggest organ is our skin.

Through our skin we perceive pressure and temperature, and it reacts accordingly. Feeling well within your skin depends on suitable clothing. Too tight clothing doesn't allow air circulation, seams in sensitive areas cause irritation or even pain, and this may quickly turn bicycle riding into frustration.

With our 2009 CUBE fashion program we supply hi-tech girls' and men's wear for cycling and leisure.

The materials we used enhance the natural functions of the skin and support its temperature exchange. Ergonomic patterns for every rider and situation guarantee a perfect fit.

Our Cube fashion excels in suitability, intelligent detail, and quality. Purposeful and beautiful garments are decisive for your well-being. Accessories are either practical or an expression of your personal lifestyle.

Practical things like tools, bottles and other 'utensils' make the everyday rider's life easier. And for all who undertake faraway journeys there is ample choice in travel packs and other necessities.

Cube accessories offer the Cube rider intelligent products for cycling, travel and business.

With our **CUBE High Performance Wear** we have produced a line of Bike wear requested by cyclists of the highest level, who require a better fit and form for the user and a high comfort level. The material selection is of a very high level, technically correct and offers an optimal functionality. Thanks to the practice details that offer a top performance on the bike which makes every ride a real enjoyment.

9500 HPW

Jersey Men s/l

79% Nylon, 21% Spandex

grey/black/red

sleeveless Super Slim Fit Jersey, 3/4 zip, 3-part back pocket, additional part pocket with sealed zip

9511 HPW

Jersey Men s/s

79% Nylon, 21% Spandex

white/grey/red

Super Slim Fit shortsleeve jersey 3/4 zip, part back pocket with sealed reflective zip

9501 HPW

Jersey Men s/s

79% Nylon, 21% Spandex

grey/black/red

Super Slim Fit shortsleeve jersey 3/4 zip, part back pocket with sealed reflective zip

9504 HPW

Active Jacket

100% Polyester, 5000mm water-proof

grey/black/red

Softshell jacket with ventilation at the back and arms, velcro adjust-

ing on the cuffs and adjustable waistband

9503 HPW

Jersey Men u/s

79% Nylon, 21% Spandex

grey/black/red

sleeveless Super Slim Fit Jersey, 3/4 zip, 3-part back pocket, additional part pocket with sealed zip

9518 HPW

Bib Short

79% Nylon, 21% Spandex

white/grey/red

bib with breathable mesh straps High Performance panel, sealed seams, elastic silicone leg cuffs

9508 HPW

Bib Short

79% Nylon, 21% Spandex

grey/black/red

bib with breathable mesh straps High Performance panel, sealed seams, elastic silicone leg cuffs

9516 HPW

HPW Sock

44% Coolmax, 36% Cotton, 17% Nylon, 3% Lycra

grey/black/red

Coolmax socks, Race cut



9500



9511



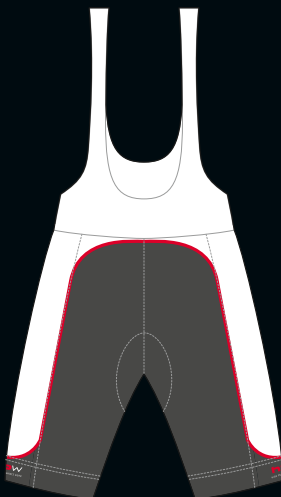
9501



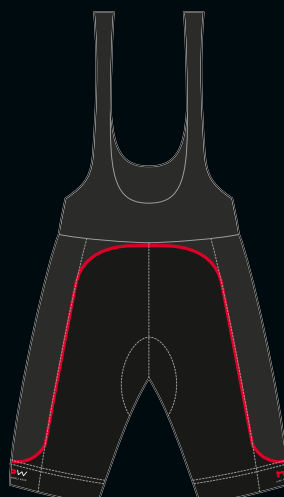
9504



9503



9518



9508



9516

For the **CUBE TeamLine** we have taken special durable and highly elastic materials with an ergonomic cut, which is suitable for race use and provide the rider with optimal user comfort.

9101 TEAMLINE

Jersey Basic Men s/s

100% Polyester, white/black/red/blue

shortsleeve jersey, full zip, 3-part back pocket, additional part pocket with zip

9102 TEAMLINE

Jersey Basic Women s/s

100% Polyester, white/black/red/blue

shortsleeve jersey, full zip, 3-part back pocket, additional part pocket with zip

9103 TEAMLINE

Jersey Basic Men L/s

100% Polyester, white/black/red/blue

longsleeve jersey, full zip, 3-part back pocket, additional part pocket with zip

9104 TEAMLINE

Multi Jacket

100% Polyester, white/black/red/blue

Multifunctional jacket with removeable arms, 3-part back pocket, additional part pocket with zip

9105 TEAMLINE

Jersey Basic Women L/s

100% Polyester, white/black/red/blue

longsleeve jersey, full zip, 3-part back pocket, additional part pocket with zip

9106 TEAMLINE

Rain Jacket

100% Nylon, white/black/red/blue

waterproof rain jacket

9107 TEAMLINE

Vest

100% Polyester, white/black/red/blue

vest with mesh back, windproof

9111 TEAMLINE

Race Cap

100% Cotton, white/black/red/blue

Profi Race Cap

9113 TEAMLINE

Arm Warmer

100% Polyester white/black/red/blue

arm warmers with elastic cuffs

9114 TEAMLINE

Leg Warmer

100% Polyester, black/white/red/blue

leg warmers with elastic cuffs at both sides and additional zip

9108 TEAMLINE

Bib Short Men

„80% Nylon, 20% Spandex“, white/black/red/blue

bib with mesh straps, Competition panel, elastic silicone leg cuffs

9117 TEAMLINE

Bib Short Men

„80% Nylon, 20% Spandex“ black/white/red/blue

bib with mesh straps, Competition panel, elastic silicone leg cuffs

9110 TEAMLINE

Bib Tight Men

18%spandex, 82%poly, 13%spandex, 87%poly“, black/white/red/blue

bib with mesh straps, Competition panel, elastic silicone leg cuffs and additional zip at the leg cuffs

9122 TEAMLINE

Race Glove

30% Synthetic Leather, 20% Nylon, 50% Polyester, white/black/red/blue

summer short gloves with velcro fasteners

9116 TEAMLINE

Team Sock

44% Coolmax, 36% Cotton, 17% Nylon, 3% Lycra, white/black/red/blue

Coolmax socks with race cut

9109 TEAMLINE

Cycle Short Women

100% Polyester, white/black/red/blue

women short without straps, short leg cut, elastic silicone leg cuffs

9115 TEAMLINE

Shoe Cover

100% Polyester, white/black/red/blue

elastic road bootie with heel zip



9101



9102



9103



9104



9105




9106



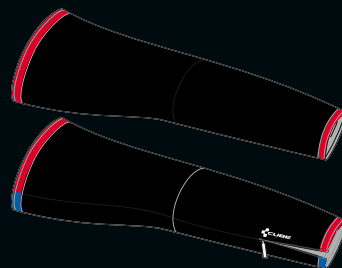
9107




9111



9113



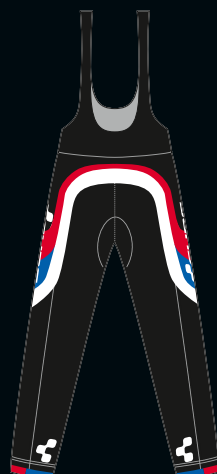
9114



9108



9117



9110



9122



9116



9109



9115

ACTIVE WEAR COMPONENTS

With the **CUBE Blackline** we specifically target the **CUBE** passionate biker. With functional materials and an optimal fit for the user.

The **CUBE All Mountain Line** has a divided functional use for both sportive and freeride.

In the functional area **Sportive** features an aerodynamic shape that adapts to the tissue extremely well and the contours of the body and thus providing excellent comfort.

9201 BLACKLINE

Jersey Basic Men s/s

100% Polyester, black/grey/white

shortsleeve jersey, full zip, 3-part back pocket, additional part pocket with zip

9202 BLACKLINE

Freeride Jersey l/s

100% Polyester, black/grey/white

longsleeve loose fit jersey

9208 BLACKLINE

Bib Short Men

80% Nylon, 20% Spandex, black/grey/white

bib with mesh straps, Competition panel, elastic silicone leg cuffs

9209 BLACKLINE

Freeride Short

100% Polyester, black/grey/white

Loose Fit Short, removeable mesh underpant with Easy Fit pad, waist adjustable, dual layer seat area, 2 front pockets

9216 BLACKLINE

Fritzz Sock

44% Coolmax, 36% Cotton, Spandey 11%, 6% Nylon, 3% Lycra, black/red

Coolmax socks in regular cut

9423 AM Freeride

Freeride Jersey l/s

100% Polyester, grey/black/orange
longsleeve loose fit freeride jersey

9433 AM Freeride

Freeride Jersey l/s

100% Polyester, grey/white

longsleeve loose fit jersey

9438 AM Freeride

Rain Short

80% Nylon, 20% Polyester, 3000 mm waterproof, black

raincover short, elastic waistband with adjustment, adjustable cuffs, dual layer seat area, bonded seams, water column 3.000mm

9429 AM Freeride

Freeride Short

60% Polyester, 35% Nylon, 5% PVC, grey/black/orange

Freeride short, waist adjustable, dual layer seat area, 2 front pockets, loose fit to add seperate protection

9439 AM Freeride

Freeride Short

100% Polyester, grey/white

Freeride short, waist adjustable, dual layer seat area, 2 front pockets, loose fit to add seperate protection

9422 AM Freeride

FR Glove

40% Synthetic Leather, 35% Nylon, 15% Polyester, 5% Gel, 5% EVA, rey/black/orange

light freeride glove with mesh inserts, velcro fastener, anti-slip sili-

cone print on the fingertips, thumb with towelling application

9432 AM Freeride

FR Glove

40% Synthetic Leather, 10% Nylon, 30% Polyester, 15% Neoprene, 2% Gelö, grey/white

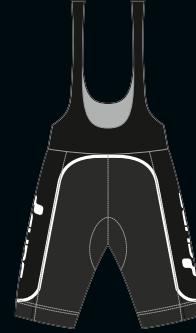
freeride glove with mesh inserts, velcro fastener, anti-slip silicone print on the fingertips, thumb with towelling application



9201



9202



9208



9209



9216



9423



9433



9438



9429



9439



9422



9422



9432

The specific functional materials are extremely versatile and durable. The cut is comfortable and therefore suitable for both sport and leisure.

This clean design of the **ALL Mountain Line Freeride** is visually appealing and versatile. The casual cut allows the user much freedom of movement during his trip and is therefore very good for freestyle-oriented riders.

9301 AM SPORTIVE „ICON“

Jersey Men s/s

100% Cuba Active Cool, charcoal/warm grey/apple

sportive shortsleeve Jersey, 3/4 zip, 3 part back pocket, flatlock seam

9303 AM SPORTIVE „ICON“

Jersey Men l/s

100% Cuba Active Cool, charcoal/warm grey/apple

sportive longsleeve Jersey, full zip, flatlock seam

9304 AM SPORTIVE „ICON“

All Mountain Jacket

100% Polyester, 5000mm waterproof, charcoal/warm grey/apple

light waterproof jacket, ventilation panels with reflective piping, water column 5.000mm

9308 AM SPORTIVE „ICON“

Bib Short

79% Nylon, 21% Spandex, charcoal/warm grey/apple

bib with mesh straps, Functional pad, elastic silicone leg cuffs, flatlock seam

9400 AM Funtional „CHESTER“

Jersey Men s/l

46% Nylon, 54% Polyester black/grey/yellow

longsleeve Loose Fit Jersey, 3/4 zip, 3 part back pocket

9401 AM Funtional „CHESTER“

Jersey Men s/s

46% Nylon, 54% Polyester, black/grey/yellow

shortsleeve Loose Fit Jersey, 3/4 zip, 3 part back pocket

9403 AM Funtional „CHESTER“

Jersey Men l/s

46% Nylon, 54% Polyester black/grey/yellow

longsleeve Loose Fit Jersey, 3/4 zip, 3 part back pocket

9404 AM Funtional „CHESTER“

All Mountain Jacket

100% Polyester, 5000mm waterproof, black/grey/yellow

All Mountain Jacket, Loose Fit, water column 5.000mm

9405 AM Funtional „CHESTER“

All Mountain Pro Wind Jacket

100% Polyester, 3000 mm waterproof, black extrem light, waterproof Jacket, chest pocket, elastic hemline and cuff, small integrated packaging meshpocket, water column 3.000mm

9409 AM Funtional „CHESTER“

All Mountain Short

88% Nylon, 12% Spandex, black/grey/yellow

All Mountain Short, attached mesh inside short, adjustable waistband, strengthened bottom, 2

front pockets

9412 AM Funtional „CHESTER“

Chester Glove

30% Synthetic Leather, 20% Nylon, 50% Polyester, black/grey/yellow

summer gloves with short fingers, loops and hooks fastener, mesh and padding on palm

9416 AM Funtional „CHESTER“

Chester Socks

44% Coolmax, 36% Cotton, 17% Nylon, 3% Lycra, black/grey/yellow

Coolmax Socks in regular cut



9301



9303



9304



9308



9400



9401



9403



9404



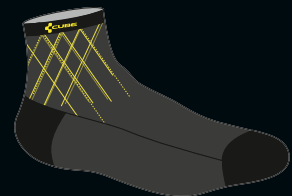
9405



9409



9412



9416

The perfect cut form for the female anatomy and the design of the **Woman Like Series** guarantees pleasant comfort and a stylish experience.

Light, breathable fabric allows an optimum moisture passage and guarantees maximum Air flow.

9600 WLS Sportive "Wave"

Jersey Women s/l

100% Cuba Active Cool, softblue/grey
sleeveless Slim Fit Jersey, 3/4 zip, 3-part back pocket, additional part pocket with zip

9601 WLS Sportive "Wave"

Jersey Women s/s

100% Cuba Active Cool, softblue/grey
shortsleeve Slim Fit Jersey, 3/4 zip, 3 back pockets, additional part pocket with zip

9603 WLS Sportive "Wave"

Jersey Women l/s

100% Cuba Active Cool, softblue/grey
longsleeve Slim Fit Jersey, full-lined zipper, part back pocket, additional part pocket with zip

9606 WLS Sportive "Wave"

Vest

46% Nylon, 54% Polyester, softblue/grey
light Slim Fit Vest, full-lined zipper, part back pocket with zip

9608 WLS Sportive "Wave"

Cycle Short Women

79% Nylon, 21% Spandex, softblue/grey
strapless Womens Short, short cutted, Easy Fit Pad, leg openings with silicon-gripper

9609 WLS Sportive "Wave"

Cycle Knicker Short 3/4

79% Nylon, 21% Spandex, softblue/grey
strapless 3/4 Womens Short, Easy Fit Pad, leg openings with silicone gripper

9616 WLS Sportive "Wave"

WLS Sock

44% Coolmax, 36% Cotton, 17% Nylon, 3% Lycra, softblue/grey
Coolmax Socks

9700 WLS Functional "Dotty"

Jersey Women s/l

46% Nylon, 54% Polyester, white/blue-berry/softlilac
sleeveless Loose Fit Jersey, 3/4 zip, part back pocket, additional part pocket with zip

9701 WLS Functional "Dotty"

Jersey Women s/s

46% Nylon, 54% Polyester, white/blue-berry/softlilac
shortsleeve Loose Fit Jersey, full-lined zip, part back pocket with zip

9703 WLS Functional "Dotty"

Jersey Women l/s

46% Nylon, 54% Polyester white/blue-berry/softlilac
longsleeve Loose Fit Jersey, full-lined zip, part back pocket with zip

9708 WLS Functional "Dotty"

Women Freeride Short

80% Polyester, 18% Nylon, 2% Spandex" white/blueberry/softlilac
All Mountain short, adjustable waist-band, strengthened bottom, 2 front pockets

9716 WLS Functional "Dotty"

Dotty Sock

44% Coolmax, 36% Cotton, 17% Nylon, 3% Lycra white/blueberry/softlilac
Coolmax Socks

9801 WLS Functional "Dotty"

Jersey Women s/s

46% Nylon, 54% Polyester, black/grey
shortsleeve Loose Fit Jersey, 3/4 zip, part back pocket with zip

9803 WLS Functional "Dotty"

Jersey Women l/s

46% Nylon, 54% Polyester, black/grey
longsleeve Loose Fit Jersey, full-lined zipper, part back pocket with zip

9809 WLS Functional "Dotty"

Women Freeride Short

80% Polyester, 18% Nylon, 2% Spandex, black/grey
All Mountain short, adjustable waist-band, 2 front pockets

9804 WLS Functional "Dotty"

WLS Jacket

100% Polyester, 5000mm waterproof, black/grey
All Terrain Jacket, Loose Fit, water column 5.000mm

9816 WLS Functional "Dotty"

Dotty Sock

44% Coolmax, 36% Cotton, 17% Nylon, 3% Lycra black/grey
Coolmax Socks



9600



9601



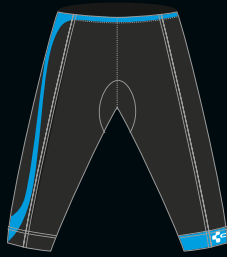
9603



9606



9608



9609



9616



9700



9701



9703



9708



9716



9801



9803



9804



9809



9816

With the **Natural Shape Line** we offer a first class sports wear collection. The high quality offers the user great rider feel during mountain tours, long bike descents or participating in other sports.

9900 NATURAL SHAPE**Singlet Men s/l**

93% Polyester, 7% Elasthan, white

Anatomic fit, ideal moisture transportation

9902 NATURAL SHAPE**Singlet Women s/s**

93% Polyester, 7% Elasthan, white

Anatomic fit, ideal moisture transportation

9901 NATURAL SHAPE**Singlet Men s/s**




93% Polyester, 7% Elasthan, white

Anatomic fit, ideal moisture transportation

9903 NATURAL SHAPE**Singlet Men l/s**

93% Polyester, 7% Elasthan, white

Anatomic fit, ideal moisture transportation

**9900****9901****9902****9903**

ACTIVE WEAR TECHNOLOGY



Coolmax®

COOLMAX® effectively wicks away moisture from the skin. Even when the material is wet, it will still give the wearer a comfortable feel, and retain it's wicking properties.



LYCRA®

LYCRA® adds to wearer comfort. It's fibres can be stretched to 7 times their original length, and when tension is released spring back to their original shape. Lycra makes tight fitting clothing comfortable to wear.



Cube ACTIVECOOL®

ACTIVECOOL® - the fibres in Activecool wick away moisture quickly, because of it's special surface texture, creating a perfect airconditioning within the garment.



SPANDEX

SPANDEX is a super elastic fibre that enables a very tight fit.



CUBE Competition Padding

- » Swiss Technology made in Europe
- » seamless
- » Effective moisture transport
- » Quick drying
- » Elastic side panels
- » breathable
- » hygienic
- » Easy care



CUBE High Performance Padding

- » seamless
- » Effective moisture transport
- » breathable
- » hygienic
- » Easy care



CUBE Easy Fit Padding

- » seamless
- » breathable
- » hygienic
- » Easy care



CUBE Functional Padding

- » Four/way stretch for wearer comfort
- » Effective moisture transport
- » breathable
- » Hygienic and safe



SUPER SLIM FIT

- » ergonomic cut
- » close-fitting to the body, for a ideal performance



SLIM FIT

- » close-fitting to the body
- » ideal fit



LOOSE FIT

- » loose-fitting for more mobility

Due to a wide choice of accessories the comfort of your bike can be improved.



30523 - CUBE Fritz Grip
» red/black



30484 - CUBE Fritz Grip
» black



30526 - CUBE Fritz Grip
» black/white



30480 - CUBE Grip
» white/red



30481 - CUBE Grip
» white/black



30482 - CUBE Grip
» white/black



30525 - CUBE Race Grip
» black/red



30526 - CUBE Race Grip
» white/black



30528 - CUBE Race Grip
» black



30483 - CUBE Grip
» black



CUBE READY Barends



CUBE READY Barends

Bikes need to be kept in shape even on hard Trails and Tours. Especially for those occasions we developed our Tool-Series. The advanced Design features a lightweight, tiny Tool with superb Handling that helps you get out of trouble.



7154 - All Mountain Bottle

» 0,75l



7159 - Teamline Bottle

» 0,75l




6 Tool

33503 - CUBE Nibby



12 Tool



18 Tool



33017 - CUBE Cork Tape

» 76 x 43 x 43cm



33018 - CUBE Cork Tape

» 76 x 43 x 43cm




33015 - CUBE Tape

» 76 x 43 x 43cm



33016 - CUBE Tape

» 76 x 43 x 43cm



CUBE Ergo Logon



33145 - Cube DTC Muddy Board

33503 - Carbon Bottle Cage

We developed our bags to guaranty the best possible comfort for traveling the world. It offers a perfect fit, is very comfortable to wear and will satisfy every design addict.

7139

TRAVEL NAME TAG

7140

WALLET

- » Mesh case
- » Passport case
- » Outside zipper case

7144

WASH KIT

- » Integrated hanger
- » Zipper mesh cases
- » Organisation case inside

7141

TRAVEL WALLET

- » Key holder
- » 2 zipper cases
- » Organisation cases inside
- » Pen holder

7142

LAPTOP BAG

- » Outside charger case
- » Card case inside
- » Adjustable shoulder strap
- » Carry band for trolley's

7143

OFFICE BAG

- » Outside charger case
- » Zipper case outside
- » Comfort adjustable shoulder strap
- » Carry band for trolley's
- » Extra laptop bag inside
- » Organisation case inside

7149

WHEEL BAG

- » 2 seperate cases
- » Zipper mesh case inside
- » Adjustable shoulder strap
- » Extra protection for hubleer

7146

BIG MOUNTAIN PACK

- » Water reservoir 2 liter
- » Headfone outpoints
- » Helmet carry
- » CUBE nibby
- » Mesh organisation pockets
- » Fleece sunglass case

7145

EASY RIDING PACK

- » Pocket for water reservoir
- » Fleece lined MP3 Player case/sunglass case
- » Headfone outpoint
- » Keyholder
- » CUBE nibby
- » Strap carry
- » Organisation pockets

7147

INFLIGHT TROLLY

- » Impact protection
- » Splitable cases
- » High quality wheels
- » Retractable handle
- » 2 Base stabilizers for standing in upright position

7148

AROUND THE WORLD TROLLY

- » Impact protection
- » Retractable handle
- » High quality wheels
- » 2 cases with removable padded blocks
- » Name tag
- » Base stabilizer for standing in upright position



7139

7140



7144



7141



7142



7143



7149



7146



7145



7147



7148



Brand	Company	Street	City	Contact
Campa	Campagnolo GmbH	An der Schusterinsel 15	51279 Leverkusen	+49 (0) 2171 . 72430 www.campagnolo.de
Citec	Dr. Friebel & Paproth GbR	Im Schäwe 17	14517 Beelitz	+49 (0) 33204 . 50095 wheels@citec.de
Deda	Deda Elementi s.r.l.	Via Leonardo Da Vinci 21/23	I-26013 Campagnola Cre-masca	+39 0373 . 751129 tech@dedaelementi.com
DT Swiss	DT Swiss Customer Support	Hegnerweg 17	71101 Schönaich	+49 (0) 7031 . 4101856 service.de@dtswiss.com
FOX	Toxoholics Shock Service Center	Hauptstraße 200-1	66976 Rodalben	+49 (0) 6331 . 258160 info@toxoholics.de
FSR + Manitou	Centurion	Blumenstraße 49-51	71106 Magstadt	+49 (0) 7159 . 945944 centurion-renner@compuserve.de
Hayes	Hajo's Sportproducts	Gießenstraße 13/1	88319 Altrach	+49 (0) 8395 . 544 hajos@online-service.de
Hügi/DT Swiss	Whizz Wheels	Stuttgarter Straße 30a	71032 Böblingen	+49 (0) 7031 . 4101856 info@whizz-wheels.de
Magura	Gustav Magenwirth	Postfach 1180	72574 Bad Urach	+49 (0) 7125 . 153158 service@magura.de
Lightweight	Carbon Sports GmbH	Otto-Lillenthal-Straße 15	88046 Friedrichshafen	+49 (0) 7541 . 388923 info@carbonsports.de
Marzocchi	Cosmic Sports	Ipsheimerstraße 15-17	90431 Nürnberg	+49 (0) 911 . 3107550 info@cosmicsports.de
Mavic	Mavic Deutschland	Geigelsteinstraße 10	83080 Oberaudorf	+49 (0) 8033 . 305163 www.mavic.de
Profile Easton	Grofa GmbH	Otto-Hahn-Straße 17	65520 Bad Camberg	+49 (0) 6434 . 20080 pm@grofa.com
Race Face	Bike Action GmbH	Breitefeld 4	64839 Münster	+49 (0) 6719 . 2340 service@bikeaction.de
Xentis	XENTIS Composite G.m.b.H.	Werkstraße 18-20	A-8580 Köflach	+43 (0) 3144 . 709710 info@xentis.com
Ritchey + Crankbrother	Cosmic Sports	Ipsheimerstraße 15-17	90431 Nürnberg	+49 (0) 911 . 3107550 info@cosmicsports.de
Rock Shox	Sport Import GmbH	Industriestraße 39	26188 Edewecht	+49 (0) 4405 . 92800 info@sportimport.de
Schwalbe	Bohle GmbH & Co. KG	Otto-Hahn-Straße 1	51580 Reichshof-Wehrath	+49 (0) 2265 . 1090 info@schwalbe.com, www.schwalbe.com
Shimano, RST, Selle Italia	Paul Lange & Co.	Hofener Straße 114	70372 Stuttgart	+49 (0) 711 . 2588360 www.paul-lange.de
Sram	Sport Import GmbH	Industriestraße 39	26188 Edewecht	+49 (0) 4405 . 92800 www.sportimport.de
Suntour	Wiener Bike Parts	Max-Planck-Straße 8	97526 Sennfeld	+49 (0) 9721 . 650188 info@bike-parts.de
Fulcrum	JBS Radsport Großhandel	Ernst-Abbe-Straße 28	52249 Eschweiler	+49 (0) 2403 . 783610 info@jbs-trading.de
Syntace	Syntace GmbH	Dammweg 1	83342 Tacherting	+49 (0) 8634 . 66666 syntace@syntace.de
Formula hubs	Pending System GmbH	Ludwig-Hüttner-Straße 5-7	95679 Waldershof	+49 (0) 9231 . 9700738 technik@cube-bikes.de
FORMULA Deutschland GmbH (SERVICE CENTER)	FORMULA Deutschland GmbH	Hochstatt 12	83253 Rimsting	+49 (0) 8054 . 902947 service@formula-brake.it
Reynolds	T&S Vertriebs GmbH	Heerweg 5	72574 Bad Urach	+49 (0) 7125 . 937676 info@tunds.com
Thomson	RTI Sports	Rudolf-Diesel-Straße 21	56220 Urmitz	+49 (0) 26309 . 5520 service@rtisports.de

**GERMANY, ITALY,
AUSTRIA, SWITZERLAND**
Pending System
GmbH & Co. KG
Ludwig-Hüttner-Str. 5-7
D-95679 Waldershof
FON +49 9231 9700780
FAX +49 9231 9700760
info@cube.eu
www.cube.eu

BELGIUM
Sport Bikes Belgien BVBA
Geraardsbergsestraat 42
9660 Brakel
FON +32 554 26337
FAX +32 554 26337
magicbike@skynet.be
www.cube-import.be

DENMARK, SWEDEN
Biketoyz Aps
Stetten 6
8543 Hornslet
FON +45 869 90058
FAX +45 874 90051
info@biketoyz.dk
http://www.biketoyz.dk

FINLAND
R-tech Suspension OY
Näsilinnankatu 29
33200 Tampere
FON +358 321 48755
FAX +358 400 805754
rtech@rtechsuspension.fi

FRANCE
Two Lambs S.A.R.L
96/108 Avenue René Cassin - ZA
de Bissy
73290 LA MOTTE SERVOLEX
FON +33 479 608915
FAX +33 479 707263
two-lambs@wanadoo.fr
www.twolambs.com

GREAT BRITAIN
One-way bike Industry bv
417 Norbay House Fair Street
Droitwich Spa Worcestershire
WR98EB
United Kingdom
FON +44 190 5798692
FAX +44 789 1814772
dan@cube-bikes.co.uk
www.cube-bikes.co.uk

ISRAEL
Nammari Trade
P.O. Box 18015
IL-91180 Jerusalem
FON +972 522257137
FAX +972 25830420
b_nammari@yahoo.de

JAPAN
CUBE JAPAN Co., LTD
Miyamae-ku
216-0033 Kawasaki
FON +81 44 8547796
FAX +81 50 36 740068
Kenvj@rice.ocn.ne.jp

CROATIA
Keindl Sport
Reijkoviceva 2
HR-10000 Zagreb
FON +385 1 3708323
FAX +385 1 3708324
kristijan@keindl-sport.com
www.keindl-sport.com

LATVIA
Sia Aqua Pro
Garozes 1
LV-1004 Riga
FON +37 176 26025
FAX +37 178 92053
jurism@fans.lv
www.fansteam.lv

THE NETHERLANDS
One-way bike Industry bv
Postbus 12
3000AA Rotterdam
FON +31 180 441350
FAX +31 180 441359
info@cube-bikes.nl
www.cube-bikes.nl

NORWAY
CyklOn AS
Rigetjonnveien 3
NO-4626 Kristiansand
FON +47 380 47474
FAX +47 850 32883
info@cyklon.no
www.cyklon.no

PHILIPPINES
SEAA Corporation
P. Victor St, Cnr East Coverleaf,
1220 Makati City
FON +63 2 8433544
ichiro121083@yahoo.com

POLAND
SKI TEAM Sp. z o.o
ul. 17 Stycznia 36 / 38
02-146 Warsaw
FON +48 602 236564
FAX +48 228 467964
cube@skiteam.pl

PORTUGAL
B.T. Terra
Estrada Nacional 356-Casa
2440-010 Batalha
FON +351 965 397348
FAX +351 244 768002
btterra@iol.pt
www.netpt.net/btterra

RUMENIA
SC AsSport Florescu SRL
Pantelimon 94
021638 Bucharest
FON +40 212 503528
FAX +40 212 531222
contact@assport.ro

RUSSIA
AVW GmbH & Co KG
Jobst-vom-Brandt-Str. 20
95679 Waldershof
FON +49 9231 9700718
FAX +49 9231 9700760
avw@cube.eu

SINGAPORE
Entro Int. PTE Ltd
1 Kaki Bukit Road 1, #04-16
SG-415934 Singapor
FON +65 6749 4060
FAX +65 6749 4240
enquiry@entro.com.sg
www.entro.com.sg

SLOWAKIA
Slovkolex s.r.o.
Obchodne stredisko Maj
SK-01841 Dubnica nad Váhom
FON +421 42 4421556
FAX +421 42 4440631
office@slovkolex.sk
www.slovkolex.sk

SLOVENIA
VEB Company, D.O.O.
LITUSKA CESTA 012A
SI-1000 Ljubljana
FON +386 1 4303911
FAX +386 1 4303913
veb-company@siol.net
www.veb-company.si

SPAIN

Distribuciones Asturianas Maygo S.L.
Avda de la Juveria S/N 10
33211 Gijón
FON +34 985 990761
FAX +34 985 302014
info@mmbikes.com

SOUTH KOREA

Dongjin INC.
558-1 Banghak-Dong, Dobong-gu
KR-132-020 Seoul
FON +82 249 97053
FAX +82 249 97054
dongjinsports@hanmail.net
www.dongjinsports.co.kr

CZECH REPUBLIC

Radoslav Krummer
Háje 69
36001 Karlovy Vary
FON +420 353 566169
FAX +420 353 566169
cube.bike@seznam.cz
www.cube-bikes.cz

UKRAINE

Zelenko Vadim
3/1 Svobody Str.
Khemelnitskiy
FON +38 0382 703858
FAX +38 050 9046955
veloman@stk.hm.ukrtl.net

HUNGARY

Velobike Kft.
Szinesfém utca 12.
1211 Budapest
FON +361 455 8001
FAX +361 4558009
info@velobike.hu
www.cube-bikes.hu

**Crash Replacement
Warranty**

We offer all Cube customers a Crash Replacement Warranty for carbon frames and fork. In case of a crash we offer a discount rate on a replacement frame and/or fork.

Customer Service Export

Ina Söllner



Tel: +49 9231 9700754
Fax: +49 9231 9700760

ina@cube.eu

Marina Brunner



Tel: +49 9231 9700749
Fax: +49 9231 9700760

marina@cube.eu

Marc Fürbringer



Tel: +49 9231 9707112
Fax: +49 9231 9700760

marc@cube.eu

Sales Export

Quality Control

Andreas Schönberg



Tel: +49 9231 9700775
Fax: +49 9231 9700761

aschoenberg@cube.eu

Sebastian Förth



Tel: +49 9231 9700738
Fax: +49 9231 9700761

sebastian@cube.eu

Technical Support

Marketing

**sports PARTNER!
Claus Wachsmann**



Karlstr. 6
96450 Coburg, Germany

Tel: +49 9561 630618
mobil: +49 176 10002366
Fax: +49 9561 630619

claus@cube.eu

**sports PARTNER!
Sabine Wachsmann**



Karlstr. 6
96450 Coburg, Germany

Tel: +49 9561 630618
mobil: +49 176 10002366
Fax: +49 9561 630619

marketing@cube.eu

Accounting Export

Silvia Manze



Tel: +49 9231 9700712
Fax: +49 9231 9700760
silvia@cube.eu

Romina Dumler



Tel: +49 9231 9700763
Fax: +49 9231 9700760
romina@cube.eu

Nicole Heider



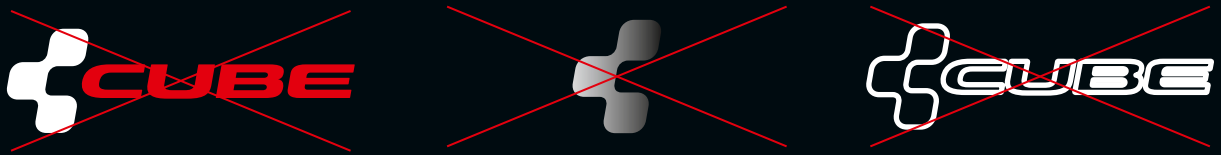
Tel: +49 9231 9700763
Fax: +49 9231 9700760
nicole@cube.eu

Using the Logo

The CUBE Logo is free for use in just these exclusive versions:



Such changes and older versions are forbidden:



Logo- and picture download

You find official CUBE pictures, action pictures and logos on the CUBE website. Therefore you visit the CUBE website and sign-in under "LOGIN". Please insert the given access data.

Rights of use

The rights for all used texts, pictures and logos belong to PENDING SYSTEM GMBH & CO KG. The use is just allowed with the license given by PENDING SYSTEM GMBH & CO KG. This license is given with reservation of revocation. To use the pictures in the internet or other electronic media is forbidden.