



ACCESSORIES
2017
INTERNATIONAL

CONTENTS



CLOTHING

PAGE 018 - 093



018
Teamline



032
Blackline



040
Black Zero



044
AM Series



050
Action Series



056
Tour Series



064
Motion Line



068
Junior Series



072
After Race Series



082
Base Layers



092
Work Series

BIKE WEAR

PAGE 094 - 147



094 Helmets



116 Shoes



124 Gloves



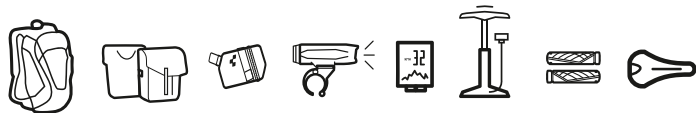
140 Protection



142 Socks



146 Headwear



EQUIPMENT

PAGE 148 - 209

148	Backpacks	180	Pumps
159	Travel Series	190	Saddles
161	Saddle Bags	194	Grips
168	Lights	206	Bar Tape
176	Computers		



ACCESSORIES

PAGE 210 - 241

214	Tools	230	Bottles
218	Mudguards	234	Bottle Cages
226	Racks	238	Protection Components
228	Kickstands	241	Tyre Levers & Bells



BIKE PARTS

PAGE 242 - 271

245	Bars	254	Brake Pads
250	Stems	260	Inner Tubes
251	Seat Posts	262	Tyres & Spacers
252	Pedals	263	Spare Parts



XX

The Spare Parts icon refers to the page containing an overview of the spare parts that are compatible with the product.

002	Editorial	014	Shop in Shop
004	Natural Fit	022	Pads
006	Pumps	024	Fabrics & Size Guides
008	MTB C:62 Shoe	110	Lasts & Soles
010	Saddle Concept	272	Overview / Index
012	Blackline Jersey	292	Contact



CLOTHING

018



HELMETS

094



SHOES

106



GLOVES & ACCESSORIES

120



BACKPACKS & BAGS

148



LIGHTS, COMPUTERS & PUMPS

164



SADDLES, GRIPS & BAR TAPE

186



ACCESSORIES

210



BIKE PARTS

242

Natural Fit – the integrated ergonomics concept

*Dr. med. Michael Foti,
Expert for ergonomics at CUBE*

Heading up the Natural Fit team is osteopathic practitioner, Dr. Michael Foti. His years of experience bring a fresh perspective to the challenge of designing rider-oriented kit that actually improves your time on the bike. "Osteopathic medicine is different from orthopaedics", he explains. "We look at how the body functions, where as an orthopaedic approach just looks at individual problems and treats them one by one. An osteopath looks at the whole person and the way that they move."



The Natural Fit concept is about more than just ergonomic design and the science behind it. It is our philosophy. And people, in all of their diversity, are at the core.

CUBE's Natural Fit products – saddles, grips, gloves, shoes and backpacks – help every rider make the best possible use of their CUBE bike. Whether you're a recreational weekend rider, an aspiring racer or a daily commuter, the CUBE Natural Fit team's meticulous attention to detail means you'll experience unparalleled comfort. That's good news not just for your enjoyment, but it'll also help boost your endurance and performance, too.



„OUR MAIN FOCUS IS THAT THE MACHINE SHOULD FIT THE HUMAN BEING,
NOT THE OTHER WAY ROUND.“



It's not hard to see why this is so important. Few high tech products rely as heavily as the bicycle on the human operating them for their performance. Just as significant, your own comfort on the bike can be directly affected by the design of something as seemingly simple as a handlebar grip. Even when discomfort can't be easily felt it can cause a loss of performance due to subconscious reflex.





Contrary to the old method of removing people from objective investigations wherever possible to eliminate them as the source of error, our Natural Fit concept places top priority on deriving objective data from the subjective perceptions of individuals using certain sets of procedures. Psychoemotional factors are finally given the recognition they deserve in order to find out which modifications are genuinely needed to ensure an optimum match between individuals and their material. This new approach combining scientific and philosophical methodology is what puts the Natural Fit concept in a class of its own.

CUBE's holistic, osteopathic-centric approach recognises that staying comfortable in all conditions is vital for all riders, regardless of their experience or ability. For example, Natural Fit saddles feature cutouts to relieve perineal pressure and are available in a range of four padding levels, three sizes and three distinct ranges – so every rider can find their ideal seat. Natural Fit grips are available in two diameters to cater for different hand sizes, while Natural Fit shoes feature a wider last and expanded forefoot area - because this is where pedalling pressure is greatest.



„THE NATURAL FIT CONCEPT IS ABOUT MORE THAN JUST ERGONOMIC DESIGN AND THE SCIENCE BEHIND IT. IT IS OUR PHILOSOPHY. AND PEOPLE, IN ALL OF THEIR DIVERSITY, ARE AT THE CORE.“



The absolute top priority when finding the right product is to consider each rider as an individual and their needs as unique. Even within a specific field of application, a recommendation regarding a contact point might be necessary that goes completely against prior practice. In many cases, a rethink is essential. When analysing the rider's movements on the bike and adjusting the material to ensure an optimum fit for the individual, it is not enough to simply look at and adjust the contact points in isolation. The system must be seen from a much more holistic perspective, because changes to one contact point usually result in the need to change something else on the bike or body.

And, of course, all our Natural Fit designs are exhaustively tested, both out on the trail and the road and in CUBE's purpose-built test lab. The test rig and rider can be kitted out with a range of Natural Fit products, which are then put through a standardised test procedure to obtain quantifiable data on, for example, pressure points on saddle or grips. Everything is designed to eliminate as many variables as possible. The testing process recruits riders from all walks of life, from race-winning athletes to weekend warriors. Tests are double blind, so that no rider is aware of which product is being evaluated at any given time. The test rig is adjusted so that each rider sits with the same upper body angle, regardless of their height. And the strain gauges used to measure pressure on saddle and grips are aligned by laser, every time, to ensure consistency.

+ CUBE RACE FLEX SERIES RED DOT DESIGN AWARD

WINNER 2016





reddot design award
winner 2016



Innovation, outstanding performance and elegant, timeless design are the hallmarks of the RACE FLEX range of pumps. The innovative EZ-Head fits both Presta and Schrader valves and a simple clamp mechanism allows the pumps to be locked into place with one hand while the retractable hose protects the integrity of the valve.

The clean, simple lines of the series are complemented by precision CNC-machined grooves that offer superb grip in combination with the sand-blasted and anodised finish. Intricate laser artwork in black gives the perfect finishing touch to the sophisticated, timeless design of these aluminium pumps. Whether you are looking for high-volume or high-pressure pumps, the RACE FLEX series offers a range of sizes optimised for your needs. The high-end hybrid models also feature a screw-off aluminium EZ-Head for use with CO2 cartridges to get your tyres up to the right pressure and you back on the bike in no time.



WWW.CUBE.EU/RACEFLEXSERIES

1 EZ-HEAD

The innovative pump head is compatible with Presta and Schrader valves. Simply push the head onto the valve with one hand for quick and easy tyre inflation.

2 PRECISE WORKMANSHIP

These high-quality pumps are manufactured to exacting standards. Precision grooves provide a solid grip and give the pumps a premium-quality finish.

3 FIRST CLASS DETAILS

Intricate laser artwork gives the perfect finishing touch to the RACE FLEX pumps.



+ MADE FOR RACING C:62

The new C:62 high performance outsole is a symbiosis of lightness and stiffness. It optimises power transfer while ensuring an improved riding experience. The intelligent details featured on this high-end shoe include a dial closure system and Velcro fasteners that are easy to operate while wearing gloves, good foot aeration, and the CUBE Protection Shield to prevent injuries to the toes.

The C:62 mountain bike shoe represents superb quality, from its soft tongue to relieve pressure on the tendons to the reflective elements that increase passive visibility.



CUBE PROTECTION SHIELD

In mountain biking, feet often take quite a beating. To reduce the impact of flying rocks, the MTB C:62 shoe features a tough toe cap that is fixed to the upper shoe via an elaborate welding process, ensuring permanent protection that won't come off.



CARBON SOLE

Top-features: the MTB C:62 provides more stiffness with less weight thanks to the high quality carbon sole. The gripping studs protect against damage of the carbon.

ATOP® TURNING LOCK

A quick and firm fixation of the shoe, as well as a firm hold while biking is provided by the Atop® turning lock.





**ASYMMETRIC DESIGN
WITH FUNCTION**

The asymmetric design gives CUBE shoes a unique and different look from all angles. Reflective logos increase passive visibility on the road and on transfer rides to/from the trail at dusk.



+ FIND YOUR PERFECT SADDLE IN 3 STEPS

Anyone who has spent hours in the saddle will know just how important it is to choose the correct saddle for your body. It not only makes you feel more comfortable but also helps you to perform better. Our new CUBE saddles are the result of extensive research and development. There's a saddle for every cyclist, so no need to miss out on the perfect riding experience.

STEP 1: DETERMINE YOUR SADDLE SIZE

A

Straight back +

10 sec

Feet up, hold position for about 10 secs

Seat mapping +

B

Hold the ruler above the impressions +

1st measuring point

2nd measuring point

0

+ S M L

Measure at the lowest points of the impressions and read the size (S, M, L) of the ruler

STEP 2: CHOOSE YOUR RIDING POSITION

The position of the upper body will tilt the pelvis and effect the seat width on the saddle.

up to 45°

RACE

The handlebar is positioned below the saddle line. Resulting in a far forward leaning position of the upper body.

45° - 60°

TOUR

The handlebar is positioned slightly above the saddle line. Resulting in a medium-upright seating position.

60° - 90°

COMFORT

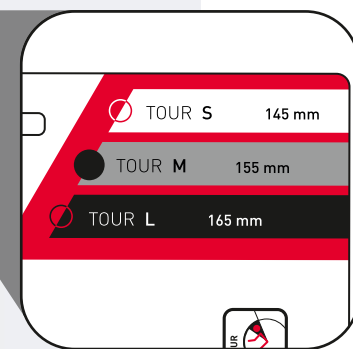
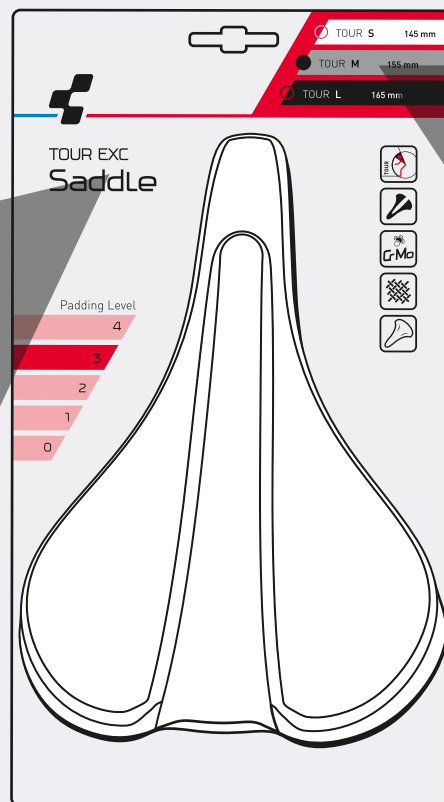
The handlebar is positioned well above the saddle line. Resulting in a very upright seating position.

STEP 3:

CHOOSE YOUR SADDLE

**TOUR EXC
Saddle**

Saddle model = seat position,
which results from step. 2



Saddle width is determined
by the result in step 1.



PERFORMANCE

performance & ergonomic

The sport oriented saddles of the PERFORMANCE line provide optimum support for smooth power transfer while pedalling, in addition offering relief to sensitive areas. Due to its ergonomic optimization long haul endurance rides can be increased significantly.



NATURAL FIT

health & ergonomic

The most comfort-oriented saddles of the NATURAL FIT line offer the best possible relief of sensitive areas due its ergonomic channel. The use of Endurance gel in the seat area actively supports the riders comfort in the saddle.



+ INNOVATION THE CYCLE CUT

Is it possible to create the perfect cycling jersey? We think so! That's why we put our heads together with our pro athletes to develop a range of jerseys with the perfect design – whatever you ride. And it doesn't stop there! We are constantly working on new features, innovative fits and the latest fabrics. Our goal is to get the most out of our products and make sure that you can concentrate on the important stuff.

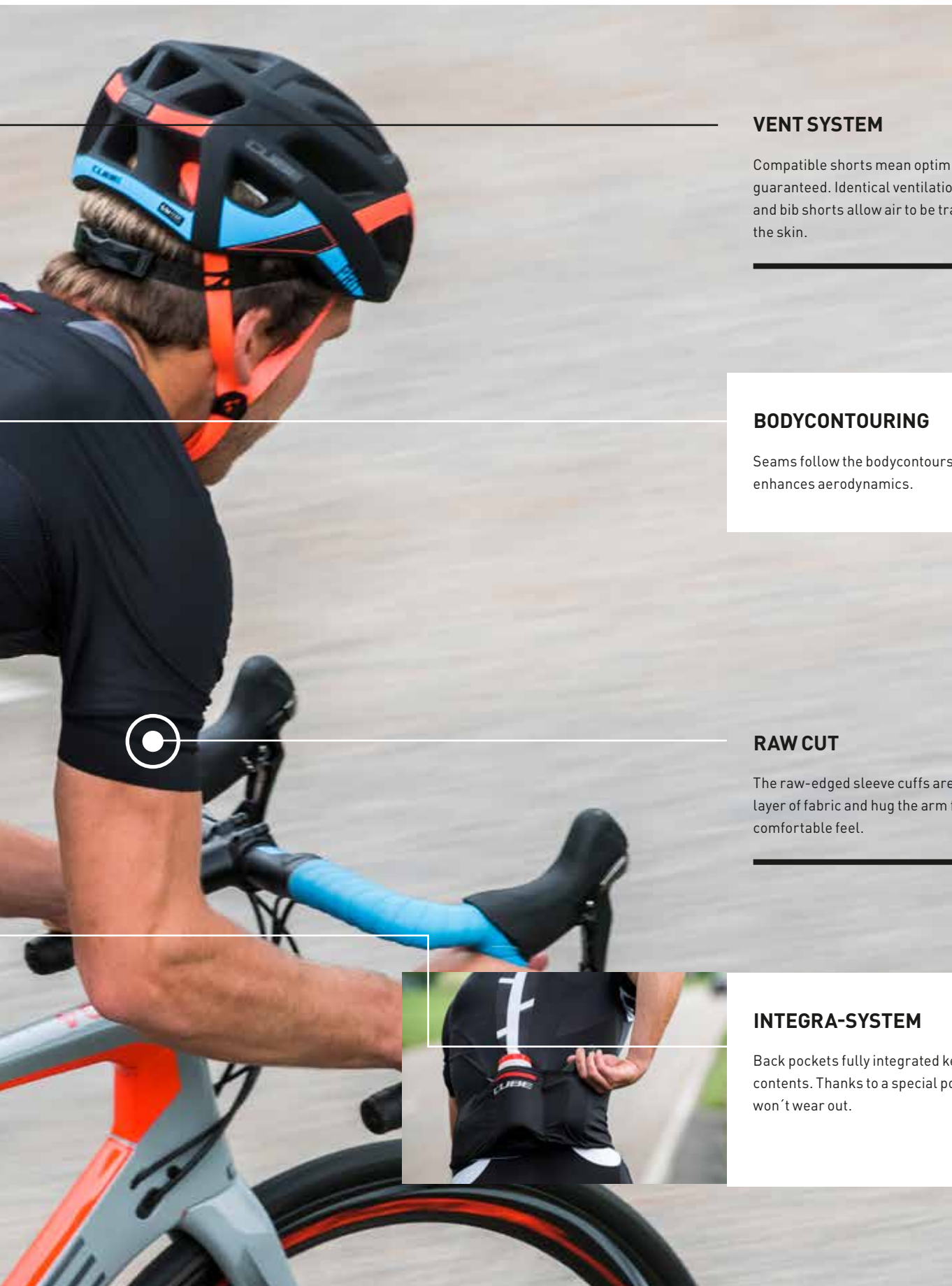
V-SHAPE

New V-Shape to maximize space in shoulder area while riding.

DRY SAFE

Small invisible zip-pocket with waterproof lining protects your valuables from sweat and rain.





VENT SYSTEM

Compatible shorts mean optimum aeration is guaranteed. Identical ventilation panels in the jersey and bib shorts allow air to be transported directly to the skin.

BODYCONTOURING

Seams follow the bodycontours for a wrinkle-free fit, enhances aerodynamics.

RAW CUT

The raw-edged sleeve cuffs are cut from a single layer of fabric and hug the arm for an aerodynamic yet comfortable feel.

INTEGRA-SYSTEM

Back pockets fully integrated keeps strong with heavy contents. Thanks to a special pocket material it also won't wear out.





CUBE Shop Concept

A SHOP CONCEPT CUSTOMISED TO YOUR NEEDS

The CUBE Shop Concept is the perfect way to present the CUBE range of products in your shop. It's easy, modern and customisable.

As a CUBE dealer, you already have direct access to our extremely attractive range of top-quality bikes and accessories. The CUBE Shop Concept offers you an easy and convenient way to make your CUBE product displays even better. Add some extra flair to your shop floor with the attractive, high-quality shop display modules. You and your customers will see and feel the added value.

The CUBE Shop Concept is a flexible display concept that can be adapted to the area available, regardless of how big or small. You will love the shop-in-shop concept, which is customised precisely to your needs.

CUBE provides you with wall display panels that offer the optimum presentation backdrop and are a real eye-catcher in any shop. The high-quality perforated metal wall plates not only look good but are also an effective sales tool that will improve your revenue over the long term – without any need for additional sales activities.

An added bonus of the CUBE Shop Concept is its adaptability that lets you display CUBE's extensive product range irrespective of how much space you have available.

And as a CUBE dealer you benefit from our full and extensive service. We are happy to advise you on the perfect product selection and, on request, will help you to find the perfect set-up for your CUBE shop floor displays. The multi-purpose perforated metal wall plates are available free of charge and it goes without saying that we will help you with the delivery and set-up.



Creating the perfect CUBE Store

STEP 1

PLANNING AND PROJECT DESIGN

Our sales experts will visit you on site to discuss your needs in detail before developing a concept together with you that is customised to fit in with the look of your shop. The concept is perfectly tailored to you and your needs. You can call on our long-standing expertise and extensive knowledge at any time for advice and support with implementing your requests. From simple measures, such as where to position individual wall displays, to the optimisation of specific sales areas and the planning for your entire shop floor – there are plenty of options to choose from.

We also offer a detailed 3D visualisation of your personal shop concept to give you a realistic idea of what it will look like when it's finished.

Our extensive experience means we are well versed in creating presentation displays that are appealing and effective. That's why, for us, making them easy to implement and practical to use in the future as well takes top priority.

The look and design of the individual elements is equally as important as their placement and orientation. On request, our experts will carry out detailed in-shop customer analytics to ensure the best value.

If your shop is due to undergo extensive renovations or you are opening a new shop, we will also be happy to offer advice on floor coverings and lighting.

You are the customer and our sales partner, and your wishes come first. So we do our utmost throughout the planning, project design and implementation stages to help turn your requests into reality.

But however universal these standard solutions might be, sometimes they are simply not enough to create the ideal shop concept. If this is the case, we will be happy to help you with special designs and custom-made solutions.



STEP 2

IMPLEMENTATION AND SET-UP

The CUBE Shop Concept gives you the benefit of end-to-end support. A team of CUBE employees is on hand to help with the entire process of coordinating and building your CUBE Store. Our experts can offer advice and answer virtually any question you might have relating to shop design and product presentation.

And once your display is set up, we are also happy to assist you with subsequent configurations. Tools such as our new bar code scanner make the repeat order process even easier and faster.

IMPLEMENTATION AND SET-UP

The entire shop concept is based on a flexible, modular system of individual components that can easily be combined in virtually endless configurations to create an effective display space.

The smartly designed, perfectly matching elements are extremely simple to build and set up. No special skills or tools are necessary and you get optimum results in no time.

The high-quality appearance and look associated with our CUBE bikes and accessories is also reflected in the shop concept. That is why our shop modules are crafted from extremely high-quality materials and finished to exacting standards.

Enjoy maximum flexibility thanks to the modular system – from planning and finding the right initial products, to extending your displays in the future.



STEP 3

DETAILS AND OPTIMISATION


Details are the cream in the coffee and without them even the best integrated concept will seem ill-considered. But thoughtful details that are implemented with a specific purpose in mind will have the desired success. That's why we place great emphasis on all of the details, whether large or small. This might be the positioning of your shop window dummies, finding just the right place for the CUBE emotion images, or arranging and orienting the display units. Our shop concept helps to create a special atmosphere for your shop and your customers. Decorative elements such as roots, grasses and tree trunks give your shop floor a friendly, inviting ambience. These might be little details, but the effect is much bigger.

We believe that setting up a CUBE sales space should give you immediate returns, which is why we subsidise up to 100 per cent of the costs of the sales modules, depending on your revenue.

CUBE Store

HERMSDORF (D)

The CUBE Shop Concept combined with our high-quality range of bikes, clothing and accessories is the perfect way to meet wide-ranging customer needs.



CUBE Store

EISENACH (D)

Benefit from CUBE's strong market presence and comprehensive service package with the CUBE sales modules or as an exclusive CUBE dealer.







CLOTHING





CLOTHING



TEAMLINE
📖 026



BLACKLINE
📖 032



BLACKZERO
📖 040



AM SERIES
📖 044



ACTION SERIES
📖 050



TOUR SERIES
📖 056



MOTION LINE
📖 064



JUNIOR SERIES
📖 068



AFTER RACE SERIES
📖 072



BASE LAYERS
📖 082



WORK SERIES
📖 090



Best protection, whatever the distance

1 POLYESTER SURFACE

Soft anti-bacterial polyester, highly elastic with a silky smooth feel; manufactured using 3D mould technology to ensure the pad keeps its shape and supports every movement of the body.

2 GUARD WINGS

Guard wings extend over the saddle rails to prevent thigh chafing.

+ FEATURES

3 SUPER-SMOOTH SURFACE

Super-smooth surface provides improved flexibility; optimised for road biking with a raised centre section (can also be used for mountain biking); gender-specific shape.

4 MULTI-LAYER CONSTRUCTION

Two-layer construction features 40 mm of soft, open-pored, perforated foam to improve breathability and freedom of movement. 90 mm of dense, fine-pored, perforated foam provides added stability at high pressure points.

BLACK ZERO PAD

Our high-end pad for the most demanding rider and long distances (5 to 7 hours) has extremely effective moisture management, is very breathable and quick-drying. The highly elastic 3-layer foam features extra gel padding to distribute pressure more evenly across the seat. The special wings extending forwards and to the sides help reduce skin irritation and increase wind protection.



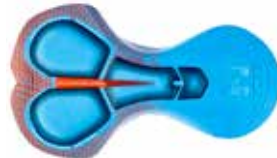
Zero Pad Men



Zero Pad WLS

TEAM PAD

This high-grade pad is ergonomically optimised for medium to long distances (4 to 5 hours). The high-tech padding with a perfectly smooth Skyving® surface and perforated 2-layer foam provides great comfort on long rides. In addition this pad is seamless and ensures outstanding breathability



Team Pad Men



Team Pad WLS

MOUNTAIN PAD

This high-tech pad is specifically designed for liner shorts and is ideal for medium distances. It is pleasantly thin and retains its cushioning effect on longer tours. The stepless Skyving® surface, double foam layer, and ergonomic form all offer optimum seating comfort. No seams and a flexible design allow this pad to adapt to every movement.



Mountain Pad Men



Mountain Pad WLS

TOUR PAD

This pad is best suited for medium distances (3 to 4 hours) and relaxed bike touring. Its thin and flexible structure adapts very well to the contours of the body, creating comfort without feeling bulky. The 2-layer pad damps vibrations and road shocks effectively and has a quick-drying, soft surface.



Tour Pad Men



Tour Pad WLS

MOTION PAD

This ergonomic pad delivers great comfort for leisure biking and short to medium distances (2 to 3 hours). The 2-layer foam is perforated for good ventilation and quick-drying qualities, providing a great level of comfort all around.



Motion Pad Men



Motion Pad WLS

JUNIOR PAD

Kids like to ride, too. Our pad for the younger generation offers a very soft and thin 1-layer foam construction that is extremely breathable. The little ones will hardly notice it is there, yet will appreciate its added comfort when riding short to medium distances (up to 3 hours).




Junior Pad




SMOOTHX

The highly elastic SmoothX Powerstretch fabric features high stretchability and maximum freedom of movement, which makes the apparel feel as good as it looks. Breathable and fast-drying technical fabric allows perspiration to escape unhindered and keeps you warm while preventing you from cooling down too rapidly.




PRIMETRONIC

Primetronic material stands for protection from the elements, whether in an unexpected rain shower or a muddy ride. This premium technical fabric is completely water repellent, so you stay dry and comfortable even in the most demanding conditions.




AEROPROOF

The Aeroproof fabric is our own development and combines a high degree of wind resistance with an extremely low weight and pack size. The water-repellent laminate and close weave protects you from cooling down and keeps you dry during short showers.



PRIMESHELL

Primeshell Softshells guarantee the freedom of movement you need to stay comfortable while exercising at high intensity in all weather conditions. The insulation and highly breathable qualities protect you from cooling down too rapidly or from overheating. Windproof and water repellent to protect from the elements.



Best comfort for the best performance

To ensure the best comfort and freedom of movement, we intensively test each product individually. Selected individuals try on the clothing and test them while biking, during which they concentrate on the functionality of the material and features as well as comfort and freedom of movement. In order to ensure that the clothes fit all our customers, they are developed and designed in line with current average sizing.

FIT

Loose Fit



Loose fit for maximum freedom of movement

Regular Fit



Flattering, loose fit for comfort on long tours

Slim Fit



Ergonomically designed, athletic fit for dynamic riders

SIZE GUIDE (IN CM)

Men

Size	XS	S	M	L	XL	XXL	XXXL
Chest	88	94	100	106	112	118	124
Waist	70	76	82	88	94	100	106
Hip	87	93	99	105	111	117	123

Women

Size	XS (34)	S (36)	M (38)	L (40)	XL (42)	XXL (44)
Chest	80	84	88	92	96	100
Waist	64	68	72	76	80	84
Hip	92	96	100	104	108	112

Children

Size	110/116	122/128	134/140	146/152	158/164
Chest	60	66	72	78	84
Waist	56	58	62	68	74
Hip	61	67	73	81	89

GLOVE SIZE GUIDE

Men

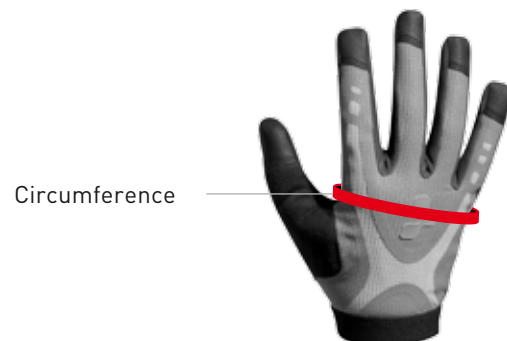
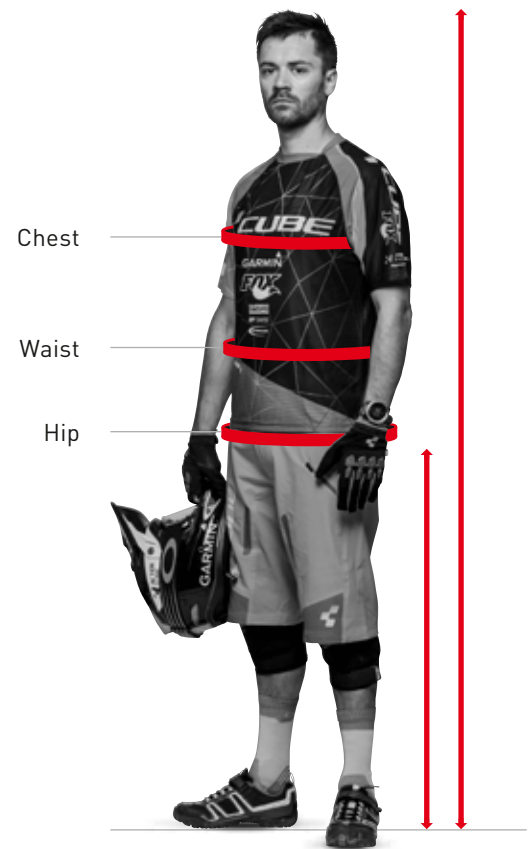
Size	S (7)	M (8)	L (9)	XL (10)	XXL (11)
Circumference	17-18.5	18.5-20	20-22	22-24	24-26

Women

Size	S (6)	M (7)	L (8)	XL (9)
Circumference	15.5-17	17-18.5	18.5-20	20-22


Children

Size	XXXS (4)	XXS (5)	XS (6)
Circumference	13.5-14.5	14.5-15.5	15.5-17



+ **UNCOMPROMISING**
AND RACE INSPIRED

TEAMLINE



1



2





1 HIGHLY BREATHABLE FABRICS

Highly breathable fabrics are used to maintain an optimum body temperature, even at maximum intensity.

2 LASER CUT

Sleeves and cuffs are finished using special laser-cut fabric for completely seam-free hems to ensure maximum elasticity and comfort. The 2-layer material consists of a non-slip mesh on the inside and a quick drying polyester on the outside.

3 FULL ZIP

The full-length zip on the front allows for very effective climate control and simplifies layering in a demanding race environment.

4 SLIM FIT

The contoured and highly athletic cut of the jersey adapts itself to the athlete's body like a second skin without restricting movement.



■ TEAMLINE JERSEY L/S

rear pocket with three compartments; soft elastic sleeve cuff; inner hem with non-slip silicone print; additional zip pocket at the back; full zip with garage; longer back; raglan cut

SIZE S-XXL

MATERIAL 90% polyester, 10% elastane



11161 white'n'blue'n'red



■ TEAMLINE JERSEY S/S

rear pocket with three compartments; special laser-cut cuffs at sleeves and hem; inner hem with non-slip silicone print; additional zip pocket at the back; full zip with garage; longer back; raglan cut

SIZE S-XXXL

MATERIAL 86% polyester, 14% elastane



11160 white'n'blue'n'red



■ TEAMLINE WLS JERSEY S/S

v-shape for perfect freedom of movement; preformed collar; inner hem with silicone tape; 3/4 zip with garage; longer back; reinforced rear pocket with three compartments; waterproof zip-pocket at the back; light and quick-drying material; reflective elements

SIZE XS-XXL

MATERIAL 92% polyester, 8% elastane



10948 white'n'blue'n'grey



TEAMLINE BIBSHORTS

flatlock seams; special laser-cut bibs and cuff; pocket for music player; CUBE Team Pad made in Italy

SIZE S-XXXL

MATERIAL 80% polyester, 20% elastane



11162 white'n'blue'n'red



TEAMLINE SHORTS

robust breathable fabric; velcro-adjustable waistband; covered front zip; ventilation zips on the inside legs; two covered front zip pockets; stretch insert for more comfort at the back

SIZE S-XXXL

MATERIAL 88% polyester, 12% elastane



11212 white'n'blue'n'red



TEAMLINE WLS CYCLE SHORTS

durable and quick-drying fabric; CUBE Team Pad made in Italy; silicone tape on hem; reflective piping at the back; women's cut

SIZE XS-XXL

MATERIAL 80% polyester, 20% elastane



10949 blue'n'grey'n'coral





■ TEAMLINE MULTI-FUNCTIONAL JACKET

3-compartment pocket; inner hem with non-slip silicone print; front zip with garage; additional zip pocket at the back; removable sleeves; windproof

SIZE S-XXL

MATERIAL softshell, 100% polyester



11165 white'n'blue'n'red



■ TEAMLINE RAINJACKET

ergonomic fit; full front zip; small pack size; packs into its own pocket; stowable hood; water-repellent technical fabric

SIZE S-XXXL

MATERIAL 100% polyamide



11166 transparent



■ TEAMLINE SOFTSHELL JACKET

side and back zip pockets; front zip with garage; reflective logos; protection against wind and rain; highly breathable; sleeve with elastic cuffs and thumb hole

SIZE S-XXXL

MATERIAL softshell, 100% polyester



11174 black'n'blue



■ TEAMLINE PURE GILET

stretch inserts at the back for more comfort and ventilation; perforation for improved ventilation and moisture transmission; ultra lightweight fabric; perfect protection/weight ratio; water-repellent; highly windproof; hem and armholes with elastic edging for abrasion resistance

SIZE S-XXXL

MATERIAL 100% polyamide



11163 white'n'blue'n'red



■ TEAMLINE GILET

reflective piping front and rear; ergonomic high collar; side zip pockets; front zip with garage; highly windproof; openings at the back for ventilation

SIZE S-XXXL

MATERIAL softshell, 100% polyester




11164 blue'n'grey



+ **MAXIMISED**
FUNCTIONALITY AND
UNDERSTATEMENT

BLACKLINE





1 ZIP-OFF SLEEVES

Turn your jacket into a short-sleeved jersey in an instant. The detachable long sleeves are attached at the shoulders by high-quality zips.

2 AERODYNAMIC CUT

This jacket fits snugly around the body thanks to special elastic inserts yet is still comfortable enough to move around in freely and prevents against overheating.

3 REFLECTIVE ELEMENTS

Small reflective details turn this discreet all-rounder into a safety-conscious companion even on the darkest of days.

4 PRIMESHELL

This light, yet warm and breathable material protects the rider against the wind and rain, while adapting to every movement of the body.



■ BLACKLINE JERSEY S/S

CUBE V-Shape for perfect freedom of movement; inner hem with silicone tape; full zip with garage; longer back; reinforced rear pocket with three compartments; waterproof zip-pocket at the back; light and quick drying material; reflective elements

SIZE S-XXXL

MATERIAL 91% polyester, 9% elastane



10952 black 'n' white 'n' grey



■ BLACKLINE WLS JERSEY S/S

durable and quick drying functional fabric; full front zip; waterproof zip pocket at the back; silicone elastic tape on hem; reflective prints; CUBE V-Shape

SIZE XS-XXL

MATERIAL 91% polyester, 9% elastane



10969 black 'n' white 'n' grey



■ BLACKLINE JERSEY L/S

CUBE V-Shape for perfect freedom of movement; soft elastic sleeve cuffs; inner hem with silicone tape; full zip with garage; longer back; reinforced rear pocket with three compartments; waterproof zip-pocket at the back; light and quick drying peached material; reflective elements

SIZE S-XXXL

MATERIAL 81% polyester, 19% elastane



10953 black 'n' white 'n' grey



■ **BLACKLINE WLS JERSEY L/S**

durable and quick-drying functional fabric; full front zip; waterproof zip pocket at the back; CUBE silicone elastic tape on hem; reflective prints; V-Shape

SIZE XS-XXL

MATERIAL 81% polyester, 19% elastane



10970 black'n'white'n'grey



■ **BLACKLINE BIB SHORTS**

durable and quick-drying fabric; CUBE Team Pad made in Italy; silicone tape on hem; reflective piping at the back; super soft braces; ventilation inserts compatible with jersey

SIZE S-XXXL

MATERIAL 80% polyester, 20% elastane



10954 black'n'white'n'grey



■ **BLACKLINE WLS BIB SHORTS**

durable and quick-drying fabric; CUBE Team Pad made in Italy; silicone tape on hem; reflective piping at the back; super-soft neckholder braces; women's cut

SIZE XS-XXL

MATERIAL 78% polyamide, 22% elastane



10971 black'n'white'n'grey



■ BLACKLINE WLS CYCLE SHORTS

durable and quick-drying fabric; CUBE Team Pad made in Italy; silicone tape on hem; reflective piping at the back; women's cut

SIZE XS-XXL

MATERIAL 78% polyamide, 22% elastane



10972 black'n'white'n'grey



■ BLACKLINE BIB TIGHTS 3/4

durable and quick-drying fabric; CUBE Team Pad made in Italy; silicone tape on hem; reflective piping at the back; super soft braces; ventilation inserts compatible with jersey

SIZE S-XXXL

MATERIAL 80% polyester, 20% elastane



10955 black'n'white'n'grey



■ BLACKLINE BIB TIGHTS

quick-drying and abrasion-resistant fabric; windproof at the front; super-soft braces; zip on waistband; reflective details; CUBE Team Pad made in Italy

SIZE XS-XXXL

MATERIAL 85% polyamide, 15% elastane



10956 black'n'white



■ BLACKLINE BIB TIGHTS W/O PAD

quick-drying and abrasion-resistant fabric; windproof at the front; super-soft braces; zip on waistband; reflective details

SIZE XS-XXXL

MATERIAL 85% polyamide, 15% elastane

10957 black'n'white

■ BLACKLINE SHORTS

robust and light technical fabric; adjustable waistband; two zip-pockets on front; wearable with liner shorts; regular fit

SIZE XS-XXXL

MATERIAL 90% polyester, 10% elastane



10958 black'n'grey



■ BLACKLINE RAIN SHORTS

quick drying; abrasion resistant; waterproof with taped seams; zip pocket on front; small extra bag; reflective prints; adjustable waistband; primetronic material

SIZE XS-XXXL

MATERIAL 100% polyamide



10959 black'n'grey



■ BLACKLINE RAIN PANTS

quick drying; abrasion resistant; waterproof with taped seams; zip pocket on front; small extra bag; reflective prints; adjustable waistband; primetronic material

SIZE XS-XXXL

MATERIAL 100% polyamide



10960 black'n'grey



■ BLACKLINE RAIN JACKET

robust and breathable functional fabric; waterproof and windproof; taped seams; full front zip; reflective trim; adjustable sleeves; small pack size; primetronic material

SIZE XS-XXXL

MATERIAL 100% polyamide



10961 black'n'grey



■ BLACKLINE RAIN JACKET

ergonomic fit; full front zip with garage; stowable hood; water-repellent technical fabric; side zip pocket

SIZE S-XXXL

MATERIAL 100% polyester



11191 black'n'white'n'red



■ BLACKLINE GILET

ergonomic high collar; two front and one back zip pocket; front zip with garage; highly windproof; reflective logos; warm softshell fabric

SIZE S-XXXL

MATERIAL softshell, 100% polyester



11190 black'n'white'n'red



■ **BLACKLINE SOFTSHELL JACKET**

two front pockets and one back zip pocket; front zip with garage; protection against wind and rain; highly breathable; sleeve with elastic cuff and thumb hole

SIZE S-XXXL

MATERIAL softshell, 100% polyester



11189 black'n'white'n'red



■ **BLACKLINE MULTI-FUNCTIONAL JACKET**

durable functional fabric; windproof and water resistant; ventilation inserts; full front zip; zip-off-sleeves; elastic gripper tape on hem; 3-part back pocket; primeshell material; reflective elements

SIZE S-XXXL

MATERIAL 85% polyamide, 15% elastane



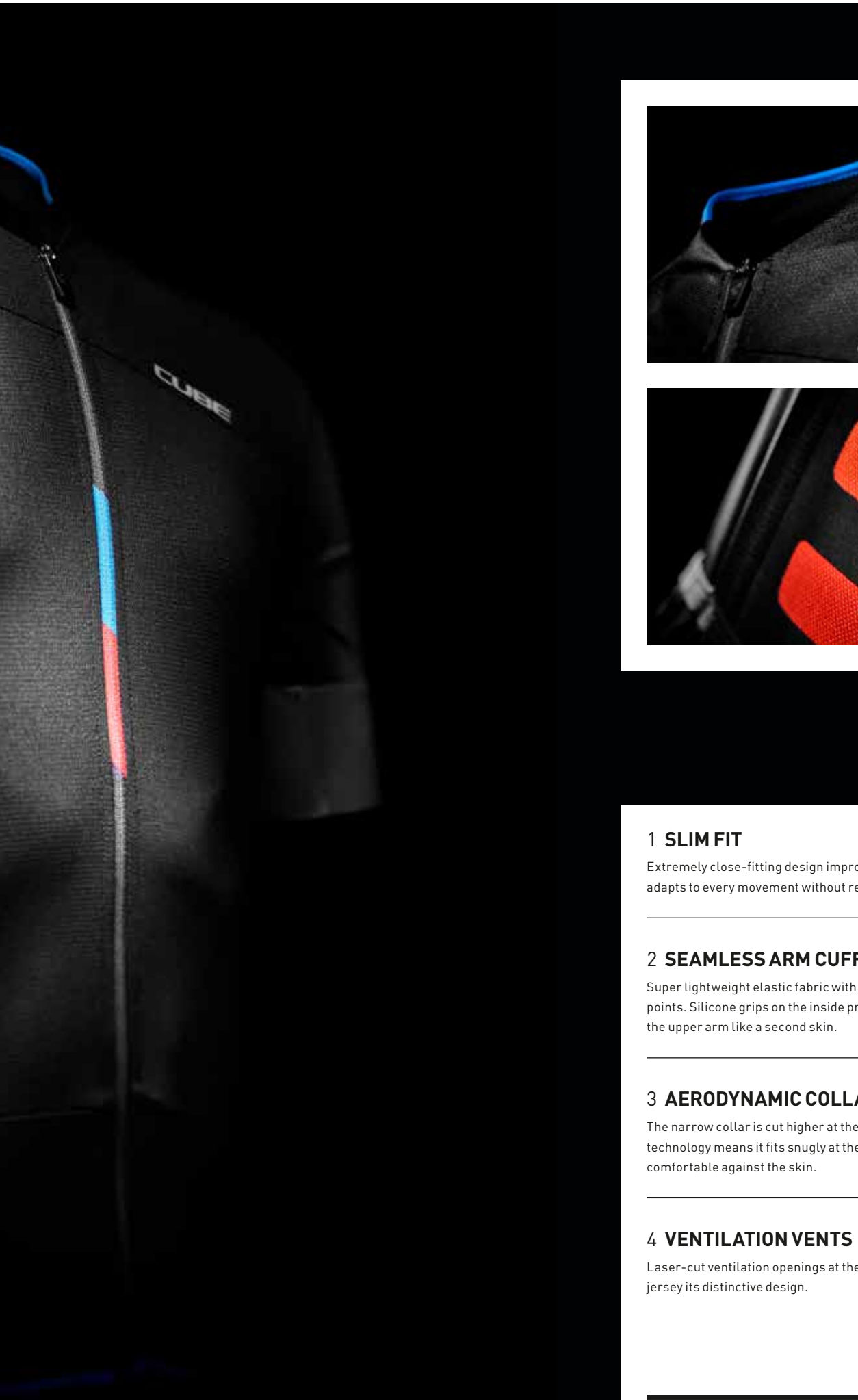
10968 black'n'white



+ STATE OF THE ART BIKE GARMENTS

BLACK ZERO





1 SLIM FIT

Extremely close-fitting design improves aerodynamics, hugs the body and adapts to every movement without restricting the athlete.

2 SEAMLESS ARM CUFFS

Super lightweight elastic fabric with raw-cut edges minimises friction points. Silicone grips on the inside prevent the cuffs from riding up and fit the upper arm like a second skin.

3 AERODYNAMIC COLLAR

The narrow collar is cut higher at the nape and lower at the front. Pre-shape technology means it fits snugly at the throat, keeps the wind out and is comfortable against the skin.

4 VENTILATION VENTS

Laser-cut ventilation openings at the back keep the body cool and give the jersey its distinctive design.





■ BLACK ZERO JERSEY S/S

aerodynamic cut; laser-cut inserts at back; three-compartment pocket at back with additional zip pocket; ventilation inserts on sides; silicone hem

SIZE S-XXL

MATERIAL 80% polyamide, 20% elastane



11225 black'n'flashred'n'blue



■ WLS BLACK ZERO JERSEY S/S

aerodynamic cut; laser-cut inserts at back; three-compartment pocket at back with additional zip pocket; ventilation inserts on sides; silicone hem

SIZE XS-XXL

MATERIAL 92% polyester, 8% elastane



11196 black'n'flashred'n'blue



■ BLACK ZERO BIB SHORTS

leg cuffs with non-slip silicone; lateral laser-cut inserts; CUBE Zero Pad made in Italy

SIZE S-XXL

MATERIAL 78% polyamide, 22% elastane



11226 black'n'flashred'n'blue



■ BLACK ZERO ROAD BAGGY

comfortable baggy shorts for road biking; laser-cut inserts at back; integrated liner shorts with breathable CUBE Zero Pad; mesh bib straps; zip pocket at back

SIZE S-XXL

MATERIAL 80% polyamide, 20% elastane



11227 black'n'flashred'n'blue



■ WLS BLACK ZERO BIB SHORTS

leg cuffs with non-slip silicone; lateral laser-cut inserts; CUBE Zero Pad WLS made in Italy

SIZE XS-XXL

MATERIAL 78% polyamide, 22% elastane



11197 black'n'flashred'n'blue



+ **TECHNICAL**
MULTI-SPORT SERIES
AM SERIES





3



4

1 ONE-PIECE SLEEVE

Backpacks can cause extra pressure and rub, especially on the shoulders. By redesigning the sleeve to eliminate the traditional shoulder seam, the jacket's lifespan is dramatically improved.

2 STORM HOOD

The higher collar and narrow hood opening with integral rain visor keep all weathers out. A special feature of the hood is its one-handed adjustment to fit all head sizes.

3 PRIMETRONIC FABRIC WITH LOTUS PEARL EFFECT

This top-quality, high-tech fabric absorbs virtually no water thanks to a special water-repellent coating. Water beads up and runs off the jacket leaving it completely dry.

4 TWO-WAY ZIP

Strategically positioned ventilation zips can be opened with ease, even on a backpack tour. A central retention system prevents the jacket from gaping and allowing too much air flow. The lower section can also be used as a pocket.



■ AM JERSEY S/S

breathable and quick-drying fabrics; resistant to backpacks; 1/2 front zip; zip pocket; elastic tape on hem and sleeves; silicone prints; perforation on back

SIZE S-XXL

MATERIAL 70% polyamide, 30% elastane



10601 black'n'grey



10600 blue'n'grey'n'lime



■ AM ROUND-NECK JERSEY S/S

breathable and quick-drying fabrics; resistant to backpacks; zip pocket; elastic tape on hem and sleeves; silicone prints; perforation on back

SIZE S-XXL

MATERIAL 70% polyamide, 30% elastane



10605 black'n'grey



10604 blue'n'lime



■ AM WLS ROUND-NECK JERSEY S/S

breathable and quick-drying fabrics; resistant to backpacks; zip pocket; elastic tape on hem and sleeves; silicone prints; perforation on back

SIZE XS-XXL

MATERIAL 70% polyamide, 30% elastane



10614 black'n'taupe



10613 blue'n'taupe'n'lime



■ AM ROUND-NECK JERSEY L/S

breathable and quick-drying fabrics; resistant to backpacks; zip pocket; elastic tape on hem and sleeves; silicone prints; perforation on back

SIZE S-XXL

MATERIAL 70% polyamide, 30% elastane



10607 black'n'grey



10606 blue'n'lime



■ AM WLS ROUND-NECK JERSEY L/S

breathable and quick-drying fabrics; resistant to backpacks; zip pocket; elastic tape on hem and sleeves; silicone prints; perforation on back

SIZE XS-XXL

MATERIAL 70% polyamide, 30% elastane



10616 black'n'taupe



10615 blue'n'taupe'n'lime



■ AM ZIP OFF PANTS

wearable with liner shorts; breathable and quick-drying; adjustable waistband; three zip pockets; abrasion-resistant insert on inner leg

SIZE S-XXL

MATERIAL 96% polyamide, 4% elastane



10598 black'n'grey



AM SHORTS

wearable with liner shorts; quick-drying and superlight fabrics; adjustable waistband; zip pocket on waistband; zip pocket on leg; silicone prints; moisture-wicking fabric inside

SIZE S-XXL

MATERIAL 92% polyester, 8% elastane



10609 black



10608 blue



AM WLS SHORTS

wearable with liner shorts; quick-drying and super-light fabrics; adjustable waistband; zip pocket on waistband; zip pocket on leg; silicone prints; moisture-wicking fabric inside

SIZE XS-XXL

MATERIAL 92% polyester, 8% elastane



10620 black



10619 nectarine



AM SHORTS INCL. LINER SHORTS

wearable with liner shorts; quick-drying and super-light fabrics; adjustable waistband; zip pocket on waistband; zip pocket on leg; silicone prints; moisture-wicking fabric inside; liner shorts with high-quality CUBE Mountain Pad made in Italy

SIZE S-XXL

MATERIAL 92% polyester, 8% elastane / liner shorts: 89% polyester, 11% elastane



10935 blue



10934 black

AM WLS SHORTS INCL. LINER SHORTS

wearable with liner shorts; quick-drying and super-light fabrics; adjustable waistband; zip pocket on waistband; zip pocket on leg; silicone prints; moisture-wicking fabric inside; liner shorts with high-quality CUBE Mountain Pad made in Italy

SIZE XS-XXL

MATERIAL 92% polyester, 8% elastane / liner shorts: 89% polyester, 11% elastane



10933 nectarine



10932 black

■ AM STORM JACKET

waterproof, wind-resistant rain jacket; 3-layer fabric; taped seams and zips; ventilation zip at front; adjustable storm hood; reflective prints; small pack size; 10,000 mm waterproof rating

SIZE S-XXL

MATERIAL 100% polyamide



10611 black'n'grey



10610 blue'n'lime



■ AM WLS STORM JACKET

waterproof, wind-resistant rain jacket; 3-layer fabric; taped seams and zippers; ventilation zips at front; adjustable storm hood; reflective prints; small pack size; 10,000 mm waterproof rating

SIZE XS-XXL

MATERIAL 100% polyamide



10622 grey'n'blue



10621 nectarine



■ AM WLS GILET

wind-resistant, water-repellent fabric; ventilation insert at the back; diagonal full front zip; zip pocket on chest; adjustable hem with elastic string; silicone print

SIZE XS-XXL

MATERIAL 100% polyester





10623 blue'n'nectarine



+ **CUBE STYLE**
FOR ENDURO
AND FREERIDE

ACTION SERIES





1 ELBOW PATCHES

The first thing to suffer in a crash are the elbows. We reinforced this area with an extremely durable and cut-resistant print.

2 BREATHABLE

For the best possible comfort and body climate control, even when racing, our garments are highly breathable without compromising durability.

3 ENDURO-OPTIMISED

Highly resistant to abrasion and cuts, yet still lightweight and versatile – the perfect combination of attributes as requested by our Enduro Action Team.

4 STRETCH COLLAR

This jersey is easy to put on thanks to an elastic collar that still provides a snug fit and additional wind protection.



■ ACTION ROUND-NECK JERSEY SIGNATURE L/S

light fabric; high breathability; venting inserts; flatlock seams; embossed silicone printed elbow patches; longer cuffs; stretch collar

SIZE XS-XXL

MATERIAL 96% polyester, 4% elastane



10668 black'n'blue'n'flashred



■ ACTION ROUND-NECK JERSEY SIGNATURE 3/4-ARM

light fabric; high breathability; venting inserts; flatlock seams; stretch collar

SIZE XS-XXL

MATERIAL 96% polyester, 4% elastane



10666 black'n'blue'n'flashred



■ ACTION ROUND-NECK JERSEY TEAM L/S

light fabric; high breathability; flatlock seams

SIZE XS-XXL

MATERIAL 92% polyester, 8% elastane



10667 black'n'blue'n'flashred



■ ACTION ROUND-NECK JERSEY TEAM S/S

light fabric; high breathability; flatlock seams

SIZE XS-XXL

MATERIAL 92% polyester, 8% elastane



10665 black'n'blue'n'flashred



■ ACTION ROUND-NECK JERSEY PILOT L/S

light, breathable fabric; flatlock seams

SIZE XS-XXL

MATERIAL 96% polyester, 4% elastane



10675 white'n'blue'n'red



■ ACTION ROUND-NECK JERSEY ESSENTIALS L/S

light, breathable fabric; flatlock seams

SIZE XS-XXL

MATERIAL 96% polyester, 4% elastane



10669 black'n'grey'n'green



■ ACTION TEAM ROUND-NECK JERSEY S/S

super light and airy; casual workout shirt in the Action Team colours; mesh underarm ventilation; logo embroidery and contrasting seams

SIZE S-XXL

MATERIAL 100% polyester



10824 black



■ ACTION SHORTS SIGNATURE

robust, light material; covered front zip; adjustable waistband with velcro; stretch insert at back; laser perforation on inner leg for ventilation; small zip pocket on left leg for lift ticket, keys etc.; Action Team logo embroidery; small hidden zip pocket in the back waistband

SIZE XS-XXL

MATERIAL 90% polyester, 10% elastane



10671 flashred'n'black'n'blue



■ ACTION SHORTS TEAM

robust fabric; waistband adjustable with velcro; covered front zip; laser perforation on inner leg for ventilation; two front pockets; one small pocket with zipper; stretch insert at back

SIZE XS-XXL

MATERIAL 93% polyester, 7% elastane



10670 flashred'n'black'n'blue



■ ACTION SHORTS ESSENTIALS

robust, light material; adjustable waistband with velcro; laser perforation on inner leg for ventilation; stretch insert at back; two big pockets; a small zip pocket

SIZE XS-XXL

MATERIAL 90% polyester, 10% elastane



10676 black'n'grey'n'green



■ ACTION SHORTS PILOT

robust, light material; adjustable waistband with velcro; laser perforation on inner leg for ventilation; stretch insert at back; two big pockets; a small zip pocket

SIZE S-XXL

MATERIAL 90% polyester, 10% elastane



10677 white'n'blue'n'red



■ ACTION SHORTS PURE

super-light shorts for warm days; very sturdy; good freedom of movement through stretch rear panel; adjustable waistband; two front zip pockets; side zip pocket for lift pass; ventilation on inner leg

SIZE S-XXL

MATERIAL 92% polyester, 8% elastane



10827 blue



■ ACTION SHORTS PURE INCL. LINER SHORTS

super-light shorts for warm days; very sturdy; good freedom of movement through stretch rear panel; adjustable waistband; loose fit; two front zip pockets; side zip pocket for lift pass; ventilation on inner leg; inner shorts with CUBE Mountain Pad made in Italy, for medium distances

SIZE S-XXL

MATERIAL 92% polyester, 8% elastane

10936 blue





Always a good decision

The Tour Series is our all-rounder and most versatile clothing range. Hard-wearing, wrinkle-resistant fabrics, clean lines, quick-drying and breathable material - the Tour Series combines all of these attributes into a collection that is ideal for all types of outdoor activities. Details such as contrasting zips and hidden pockets add up to a casual yet sporty style that looks good both on and off the bike.

+ FEATURES

- 1 **HALF ZIP**
 - 2 **MESH INSERTS**
 - 3 **REGULAR FIT**
 - 4 **POCKETS**
-

■ TOUR JERSEY FREE S/S

zipped shirt; soft cotton-look material; concealed pockets at the chest and back

SIZE S-XXXL

MATERIAL 100% polyester



10867 grey



10868 blue



10869 green



10800 neon green'n'grey



■ TOUR WLS JERSEY S/S

jersey with short front zip; ventilation under the arms; two back pockets

SIZE XS-XXXL

MATERIAL 100% polyester



10892 white



10891 black



10806 green'n'blue



■ TOUR JERSEY CHALLENGE S/S

comfortable road bike jersey with elastic hem; soft breathable material; front zip; two side pockets and an additional small zip pocket at the back

SIZE S-XXXL

MATERIAL 100% polyester



10870 black



10871 blue



10872 Teamline



10801 neon green'n'grey





TOUR ROUND-NECK JERSEY FREE S/S

all-round jersey; soft cotton-look material; chest pocket with zip

SIZE S-XXXL

MATERIAL 100% polyester



10873 black



10874 blue



10875 green

10802 neon green'n'grey



TOUR WLS TOP

integrated sports bra; two pockets; additional small zip pocket at back

SIZE XS-XXXL

MATERIAL 97% polyester, 3% elastane



10890 mint

10889 black



■ TOUR SHORTS

robust shorts with loop; two side zip pockets; two back pockets; stretch insert at the back for comfort

SIZE S-XXXL

MATERIAL 93% polyester, 7% elastane



10878 black



10879 blue



10803 grey'n'black



■ TOUR SHORTS FREE

adjustable waistband with velcro; two front zip pockets; stretch insert at the back for comfort

SIZE S-XXXL

MATERIAL 92% polyester, 8% elastane



10880 black



10881 green



10804 blue



■ TOUR SHORTS INCL. INNER SHORTS

robust shorts with loop; two side zip pockets; two back pockets; stretch insert at the back for comfort; inner shorts with CUBE Motion Pad made in Italy for short to medium distances

SIZE S-XXXL

MATERIAL shorts/liner shorts: 93% polyester, 7% elastane



10927 grey'n'black



10931 black



10926 blue



10929 blue



10930 black



10928 green

■ TOUR SHORTS FREE INCL. INNER SHORTS

adjustable waistband with velcro; two front zip pockets; stretch insert at the back for comfort; inner shorts with CUBE Motion Pad made in Italy for short to medium distances

SIZE S-XXXL

MATERIAL shorts/liner shorts: 92% polyester, 8% elastane





TOUR WLS SHORTS

adjustable waistband with velcro; two front pockets; reflective hem; back zip pocket

SIZE XS-XXXL

MATERIAL 93% polyester, 7% elastane



10893 black



10894 petrol



10805 blue'n'green



TOUR CYCLE SHORTS

classic, tight-fitting shorts; flatlock seams; comfortable CUBE Tour Pad made in Italy for short to middle distances

SIZE S-XXXL

MATERIAL 80% polyamide, 20% elastane



10876 black



TOUR BIBSHORTS

classic, tight-fitting shorts; flatlock seams; comfortable CUBE Tour Pad made in Italy for short to middle distances

SIZE S-XXXL

MATERIAL 80% polyamid, 20% elastane



10882 black



TOUR WLS 3/4 TIGHTS

tight-fitting; elastic 3/4 tights with extra comfortable waistband; hidden pocket at the back; comfortable CUBE Tour WLS pad made in Italy

SIZE XS-XXXL

MATERIAL 80% polyamide, 20% elastane



10898 petrol



10897 black



TOUR WLS 3/4 SHORTS

slim fit 3/4 shorts in comfortable stretch material; comfortable waistband with elastic side insert; reflective print on back; two front pockets; two side zip pockets

SIZE XS-XXXL

MATERIAL 93% polyester, 7% elastane



10895 black



■ TOUR WIND GILET

light wind gilet; small pack size; ventilation at the back

SIZE S-XXXL

MATERIAL 100% polyester



10674 black



■ TOUR GILET

thin, comfortable softshell material; wind- and waterproof; mesh insert at the back for good ventilation

SIZE S-XXXL

MATERIAL softshell, 100% polyester



10884 green



■ TOUR WLS GILET

thin, comfortable softshell material; wind- and waterproof; mesh insert at the back for ventilation

SIZE XS-XXXL

MATERIAL softshell, 100% polyester



10899 grey



■ TOUR WIND JACKET

light windbreaker; small pack size; ventilation under the arms

SIZE S-XXXL

MATERIAL 100% polyester



10886 green



10885 black



■ TOUR JACKET MULTI-FUNCTIONAL

thin, comfortable softshell material; wind- and waterproof

SIZE S-XXXL

MATERIAL softshell, 100% polyester



10888 blue



10887 grey



■ TOUR WLS JACKET MULTI-FUNCTIONAL

thin, comfortable softshell material; wind- and waterproof

SIZE XS-XXXL

MATERIAL softshell, 100% polyester



10901 white



10900 black





Must haves for fitness fans

Combining comfort, activity and simple, yet detailed design is the key to our Motion Series. With an array of features these items make a reliable companion for leisure touring and all-around activities. A must have for all fitness oriented athletes who do not want to compromise a casual and comfortable fit.

+ FEATURES

- 1 **POCKETS**
 - 2 **DETACHABLE LINER SHORTS**
 - 3 **STRETCH INSERT**
 - 4 **CUBE MOTION PAD**
-

■ MOTION JERSEY S/S

zipped shirt; side mesh inserts for ventilation; zip pocket at back; reflective details

SIZE S-XXXL

MATERIAL 100% polyester



10807 lemon



10808 blue



10809 black



10920 blue'n'orange



■ MOTION ROUND-NECK JERSEY S/S

multi-sport round-neck shirt; flatlock seams; side mesh inserts for ventilation; reflective details

SIZE S-XXXL

MATERIAL 100% polyester



10921 blue'n'orange



10811 blue



10812 black



10810 lemon



■ MOTION WLS JERSEY S/S

zipped shirt; side mesh inserts for ventilation; zip pocket at back; reflective details

SIZE XS-XXXL

MATERIAL 100% polyester



10815 blue



10816 white



10817 black



10923 mint



■ MOTION WLS ROUND-NECK JERSEY S/S

multi-sport round-neck shirt; flatlock seams; side mesh inserts for ventilation; reflective details

SIZE XS-XXXL

MATERIAL 100% polyester



10818 blue



10819 white



10820 black



10925 mint



■ MOTION SHORTS

loose-fitting shorts; stretch insert at the back of the waistband for more comfort; two front pockets; one side zip pocket

SIZE S-XXXL

MATERIAL 97% polyamide, 3% elastane



10912 black



10913 blue



10938 orange



■ MOTION SHORTS INCL. LINER SHORTS

loose-fitting shorts including liner shorts; stretch insert at the back of the waistband for more comfort; two front pockets; a side zip pocket; liner shorts with CUBE Motion Pad made in Italy, for short to medium distances

SIZE S-XXXL

MATERIAL 97% polyamide, 3% elastane



10922 orange



10813 black



10814 blue



■ MOTION WLS SHORTS

loose-fitting shorts; stretch insert at the back of the waistband for more comfort; two front pockets; one side zip pocket

SIZE XS-XXXL

MATERIAL 97% polyamide, 3% elastane



10914 black



10915 cranberry



10939 purple



■ MOTION WLS SHORTS INCL. LINER SHORTS

loose-fitting shorts including liner shorts; stretch insert at the back of the waistband for more comfort; two front pockets; one side zip pocket; liner shorts with CUBE Motion Pad WLS made in Italy, for short to medium distances

SIZE XS-XXXL

MATERIAL 97% polyamide, 3% elastane



10924 purple



10821 black



10822 cranberry





Small riders - great look

From child to teenager: the CUBE Junior Line offers something for every age and taste. Our Junior collection provides the same features as the adult line so that even the smallest CUBE fans will start their ride feeling "big".

+ FEATURES

- 1 **PRIMESHELL**
 - 2 **SIZE-ADJUSTABLE HOOD**
 - 3 **REFLECTIVE DETAILS**
 - 4 **LOOSE CUT**
-

■ JUNIOR ACTION TEAM ROUND-NECK JERSEY S/S

flat seams; high-quality material; perfect moisture management and quick drying

SIZE 110-164

MATERIAL 100% polyester (50% topcool)



11171 blue'n'white'n'red



■ JUNIOR TEAMLINE JERSEY S/S

flat seams; high-quality material; perfect moisture management; ergonomic collar; small zip pocket on back; front quarter zip with garage

SIZE 110-164

MATERIAL 100% polyester (50% topcool)



11173 white'n'blue'n'red



■ JUNIOR ACTION TEAM SHORTS

adjustable waistband with velcro; covered front zip; two large front pockets

SIZE 110-164

MATERIAL 92% polyester, 8% elastane



11265 blue'n'white'n'red



■ JUNIOR ACTION TEAM SHORTS (WITH REMOVABLE LINER SHORTS)

adjustable waistband with velcro; covered front zip; two large front pockets; removable liner shorts

SIZE 110-164

MATERIAL 92% polyester, 8% elastane (liner shorts: 100% polyester)

11172 blue'n'white'n'red



■ JUNIOR BLACKLINE SHORTS

adjustable waistband with velcro; covered front zip; two large front pockets

SIZE 110-164

MATERIAL 92% polyester, 8% elastane



11264 black'n'anthracite



■ JUNIOR BLACKLINE SHORTS (WITH REMOVABLE LINER SHORTS)

adjustable waistband with velcro; covered front zip; two large front pockets; removable liner shorts

SIZE 110-164

MATERIAL 92% polyester, 8% elastane, (liner shorts: 100% polyester)

11262 black'n'anthracite

■ JUNIOR CYCLE SHORTS

flatlock seams in contrasting colour; elastic waistband; quick drying and breathable; CUBE Junior pad made in Italy

SIZE 110-164

MATERIAL 80% polyester, 20% elastane



10832 black'n'blue



■ JUNIOR SOFTSHELL JACKET

two big front zip pockets; reflective trim; highly breathable; water- and windproof technical fabric; adjustable hood with velcro

SIZE 110-164

MATERIAL softshell, 100% polyester



10905 turquoise'n'pink



10831 green'n'neon yellow



■ JUNIOR T-SHIRT

soft fabric; modern print

SIZE 110/116 - 158/164

MATERIAL 100% cotton



JUNIOR T-Shirt Fichtelmountains

10993 black n'lime



JUNIOR T-Shirt Bike Stripes

10648 blue n'white



JUNIOR T-Shirt Sign

10649 green n'white



JUNIOR T-Shirt Fichtelmountains

10647 green n'yellow



JUNIOR T-Shirts Flower Icon

10994 grey n'pink n'purple



■ JUNIOR HOODY

soft fabric; CUBE logo print; kangaroo pocket

SIZE 110/116 - 158/164

MATERIAL 100% cotton



JUNIOR Hoody Icon

10995 grey n'green



JUNIOR Hoody Mirrored Letters

10650 blue n'green n'yellow



+ **HIGH QUALITY AND
HIGH STYLE LEASURE WEAR**
AFTER RACE SERIES





1 SOFT, COMFORTABLE FABRIC

This T-shirt is made from 100% cotton and is incredibly comfortable. It looks good both on and off the bike.

2 ROBUST PRINT

The durable, flexible and modern print will withstand plenty of action and is bound to make the T-shirt a firm favourite.

3 REGULAR FIT

The perfect fit without compromising freedom of movement.



T-SHIRT

soft fabric; modern print

SIZE S-XXL

MATERIAL 100% cotton



T-Shirt Fichtelmountains
10976 grey'n'green



T-Shirt Mountains
10625 blue'n'lime'n'green



T-Shirt Logo
10977 white'n'black



T-Shirt Bike
10978 blue'n'orange



T-Shirt Rider
10980 blue



T-Shirt Trail Ride
10979 red'n'blue



T-Shirt CUBE
10632 rust'n'orange



T-Shirt Race Pilot
10633 red'n'white



T-Shirt Est. 1993
10842 blue



T-Shirt Multicolor
10909 green

WLS T-SHIRT

soft fabric; modern print

SIZE S-XXL

MATERIAL 100% cotton



WLS T-Shirt Team
10985 grey'n'blue'n'coral



WLS T-Shirt Rider
10986 black'n'white



WLS T-Shirt Fichtelmountains
10860 red



WLS T-Shirt Fichtelmountains
10639 green'n'white



WLS T-Shirt Mountains
10640 blue'n'pink



WLS T-Shirt Icon
10641 white'n'blue'n'rose



WLS T-Shirt Hills
10863 blue

WLS TOP

soft fabric; modern print

SIZE XS-XXL

MATERIAL 100% cotton



WLS Top Bike
10984 white'n'blue



WLS Top Arrow
10643 white



POLO SHIRT CUBE

classic and functional polo shirt; soft fabric; CUBE icon embroidery; front button welt; timeless and casual fit; ribbed collar

SIZE S-XXL

MATERIAL 95% cotton, 5% elastane



10981 black'n'white



10651 white'n'blue



POLO SHIRT CLASSIC

classic and functional polo shirt; soft fabric; CUBE logo embroidery; front button welt; timeless and casual fit; ribbed collar; chest pocket

SIZE S-XXL

MATERIAL 95% cotton, 5% elastane



10846 blue



10847 black



10634 grey'n'green



WLS POLO SHIRT CLASSIC

classic and functional polo shirt; soft fabric; CUBE logo print; front button welt; timeless and casual fit; ribbed collar

SIZE XS-XXL

MATERIAL 100% cotton



10642 black'n'blue



10864 turquoise



HOODY RACE

soft fabric; CUBE logo print; elasticated cuffs; adapts perfectly to the body shape; adjustable hood with drawstring; zip pocket

SIZE S-XXL

MATERIAL 86% polyester; 14% elastane



10851 anthracite



10852 blue'n'orange



10635 anthracite'n'green



HOODY

soft fabric; CUBE logo print; kangaroo pocket

SIZE S-XXL

MATERIAL 65% polyester, 35% cotton



Hoody CUBE Mirrored Letters
10850 dark blue



Hoody CUBE
10982 blue



ZIP HOODY DIAGONAL

soft fabric; CUBE logo print; hood with drawstring; front zipper

SIZE S-XXL

MATERIAL 80% cotton, 20% polyester



10853 green



■ WLS HOODY RACE

soft fabric; CUBE logo print; elasticated cuffs; adapts perfectly to the body shape; adjustable hood with drawstring; zip pocket

SIZE XS-XXL

MATERIAL 100% polyester



10866 pink'n'blue



10645 violet'n'blue



■ WLS HOODY

soft fabric; CUBE logo embroidery; kangaroo pocket

SIZE XS-XXL

MATERIAL 100% cotton



WLS Hoody CUBE

10646 creme melange'n'blue



WLS Hoody Norwegian

10987 blue'n'orange



■ RACE SHIRT LONGSLEEVE

soft fabric; CUBE logo embroidery; front pocket; ventilation zone on back and under arms

SIZE S-XXL

MATERIAL 100% polyester



10672 green'n'blue'n'white



■ SOFTSHELL JACKET

two large front zip pockets; front zip with garage; protection against wind and rain; breathable; adjustable sleeves

SIZE S-XXL

MATERIAL softshell, 100% polyester



10854 grey'n'black



■ SOFTSHELL JACKET

two large front zip pockets; front zip with garage; windproof, waterproof and highly breathable; velcro for adjustable sleeves; elastic drawcord at hem and hood; hood with brim

SIZE S-XXL

MATERIAL softshell, 100% polyester



11662 black



■ CANVAS SHORTS

casual and robust; waistband with stretch insert; two front pockets; two side zip pockets; rear flap pockets

SIZE S-XXL

MATERIAL 100% cotton



10858 blue



■ DENIM SHORTS

reinforced belt loops; covered front zip; two front pockets; two back pockets; additional leg pocket with zip and taped seam in used-look; stretch insert at waistband for comfort; made of high quality raw denim elastane; logo embroidery

SIZE S-XXL

MATERIAL 70% cotton, 23% polyester, 7% elastane



11669 indigo blue



■ TROUSERS

reinforced belt loops; covered front zip; two front pockets; velcro flap pockets at rear; high rear waistband; logo embroidery stretch insert at rear for more comfort; adjustable waistband; outer leg vents with taped seams and zipper; adjustable leg hem with drawcord

SIZE S-XXL

MATERIAL 90% polyamide, 10% elastane



10859 blue'n'orange



■ BELT

embossed metal buckle; end cap with logo on both sides; durable webbing; rubber printed logo

SIZE (WxL) 40 x 1200 mm

MATERIAL polyester, metal



11850 black'n'white



11851 lime'n'green



11852 blue'n'light blue



11853 light blue'n'orange



10866 pink'n'blue

■ WLS BELT

embossed metal buckle; end cap with logo on both sides; durable webbing; rubber printed logo

SIZE (WxL) 40 x 1200 mm

MATERIAL polyester, metal



11856 petrol'n'white



11855 berry'n'violet





First layer technology

As the first layer of clothing next to your skin, the base layer is crucial for how the outer layers are able to perform and how comfortable you feel. Consequently we only use the latest in fabric technologies for the best perspiration and temperature management. Our base layers will keep you comfortable and warm when it's cold outside, and will keep you cool when temperatures are high.

+ FEATURES

- 1 SEAMLESS FABRICATION
 - 2 DRAUGHT-FREE COLLAR
 - 3 VENTILATION AND SUPPORT ZONES
 - 4 COLD CONDITION GEAR
-

■ BASELAYER S/S TEAMLINE

seamless, ergonomic cut with ventilation and support zones; close-fitting

SIZE S-XXL

MATERIAL 67% polyamide, 33% polyester



11176 blue'n'white'n'red



■ BASELAYER CC S/S BLACKLINE

seamless; ergonomic cut with ventilation and support zones; close-fitting high collar; warming

SIZE S-XXL

MATERIAL 60% polyamide, 34% polyester, 6% elastane



11217 black'ngrey'n'red



■ WLS BASELAYER S/S TEAMLINE

seamless; ergonomic cut with ventilation and support zones; close-fitting

SIZE XS-XXL

MATERIAL 67% polyamide, 33% polyester



11220 blue'n'white'n'red



■ WLS BASELAYER CC S/S BLACKLINE

seamless; ergonomic cut with ventilation and support zones; close-fitting high collar; warming

SIZE XS-XXL

MATERIAL 60% polyamide, 34% polyester, 6% elastane



11222 black'n'grey'n'red



■ BASELAYER L/S TEAMLINE

seamless, ergonomic cut with ventilation and support zones; close-fitting

SIZE S-XXL

MATERIAL 67% polyamide, 33% polyester



11177 blue'n'white'n'red



■ BASELAYER CC L/S BLACKLINE

seamless; ergonomic cut with ventilation and support zones; close-fitting high collar; warming

SIZE S-XXL

MATERIAL 60% polyamide, 34% polyester, 6% elastane



11218 black'n'grey'n'red



■ WLS BASELAYER L/S TEAMLINE

seamless; ergonomic cut with ventilation and support zones; close-fitting

SIZE XS-XXL

MATERIAL 67% polyamide, 33% polyester



11221 blue'n'white'n'red



■ WLS BASELAYER CC L/S BLACKLINE

seamless; ergonomic cut with ventilation and support zones; close-fitting high collar; warming

SIZE XS-XXL

MATERIAL 60% polyamide, 34% polyester, 6% elastane



11223 black'ngrey'n'red



■ BASELAYER SLEEVELESS TEAMLINE

seamless, ergonomic cut with ventilation and support zones; close-fitting

SIZE S-XXL

MATERIAL 67% polyamide, 33% polyester



11175 blue'n'white'n'red



■ BASELAYER SHIRT MESH SLEEVELESS

breathable, stretch material; ergonomic fit; mesh structure for optimum moisture wicking; CUBE logo print

SIZE S-XXL

MATERIAL 100% polyester



10591 white



■ LINER SHORTS MOUNTAIN

breathable, quick-drying fabrics; soft elastic webbing on waist; silicone dots inside hem; ribbon loop on sides with press button to fix to outer shorts; high-quality CUBE Mountain Pad made in Italy

SIZE S-XXL

MATERIAL 89% polyester, 11% elastane



10596 blue'n'lime



■ WLS LINER SHORTS MOUNTAIN

breathable, quick-drying fabrics; soft elastic webbing on waist; silicone dots inside hem; ribbon loop on sides with press button to fix to outer shorts; CUBE Mountain pad WLS made in Italy

SIZE XS-XXL

MATERIAL 89% polyester, 11% elastane



10597 taupe'n'lime



■ LINER SHORTS MOTION

soft elastic waistband and hem; strap with button for fastening to outer shorts; flatlock seams; thin, soft and elastic fabric; CUBE Motion pad made in Italy

SIZE S-XXXL

MATERIAL 93% polyester, 7% elastane



10837 black



■ WLS LINER SHORTS MOTION

soft elastic waistband and hem; strap with button for fastening to outer shorts; flatlock seams; thin, soft and elastic fabric; CUBE Motion Pad WLS made in Italy

SIZE XS-XXXL

MATERIAL 93% polyester, 7% elastane



10838 black



■ WLS LINER HOT PANTS AM

breathable, quick-drying fabrics; soft elastic webbing on waist; silicone dots inside hem; ribbon loop on sides with press button to fix on outer shorts; high quality CUBE Mountain pad WLS made in Italy

SIZE XS-XXL

MATERIAL 89% polyester, 11% elastane



10590 black'n'taupe



■ ARM WARMERS 3D-KNIT

smooth; soft; warm; quick-drying; breathable; seamless

SIZE S-L

MATERIAL 100% polyester



10903 black'n'grey



■ LEG WARMERS 3D-KNIT

smooth; soft; warm; quick-drying; breathable; seamless

SIZE S-L

MATERIAL 100% polyester



10904 black'n'grey



■ BLACKLINE ARM WARMERS

warming and quick-drying fabric; silicone tape on upper arm; reflective logo print, pre-shaped

SIZE XS/S, M/L, XL/XXL

MATERIAL 80% polyester, 20% elastane



10973 black



■ BLACKLINE LEG WARMERS

warming and quick-drying fabric; silicone tape on upper hem;
windprotection pad on knees; pre-shaped

SIZE XS/S, M/L, XL/XXL

MATERIAL 57% polyester, 34% polyester, 9% elastane



10975 black



■ BLACKLINE KNEE WARMERS

warming and quick-drying fabric; silicone tape on upper hem;
wind protection pad on knees; pre-shaped

SIZE XS/S, M/L, XL/XXL

MATERIAL 57% polyester, 34% polyester, 9% elastane



10974 black



+ **WORKWEAR**
WITH STYLE
AND FUNCTION

WORK SERIES





1 EXTRA-LARGE POCKETS

These roomy pockets have plenty of space for all of the essentials and prevent items from falling out.

2 REINFORCED KNEES

Reinforced material is used on the pre-formed knees to protect against wear and tear.

3 MOBILE POCKET

An additional pocket keeps your mobile phone away from dirt and scratches whilst making sure it's always to hand.

4 PERFECT FREEDOM OF MOVEMENT

Extra-flexible fabrics at key points help to maximise freedom of movement.



■ WORK SHIRT S/S

casual cut; dirt resistant; large chest pocket

SIZE S-XXL

MATERIAL 100% cotton



10902 denim



■ WORK SHIRT L/S

dirt-repellent fabric; large front pockets

SIZE S-XXL

MATERIAL 100% polyester



11673 black'n'red



■ WORK SHORTS

robust, durable fabric; large pockets; stretch insert at the back

SIZE S-XXL

MATERIAL 65% polyester, 35% cotton



11672 black'n'red



■ WORK PANTS

durable fabric; stretch material in front and back for perfect fit; two big front pockets; additional pockets for more stowage; reinforced knees

SIZE S-XXL

MATERIAL 93% polyester, 7% elastane



10673 dark shadow



■ WORK GILET

casual fit; warm softshell fabric

SIZE S-XXL

MATERIAL 67% polyester, 30% polyamide, 3% elastane



11671 black'n'red



■ WORK MECHANIC APRON

dirt-repellent fabric; large front pockets

SIZE ONE SIZE

MATERIAL 65% polyester, 35% cotton



11674 black'n'red





HELMETS





HELMETS



AM RACE
📖 099



PRO
📖 100



TOUR
📖 101



TOUR+
📖 101



TOUR LITE
📖 101



TOUR DFB EDITION
📖 101



CMPT
📖 102



CMPT LITE
📖 103



CMPT YOUTH
📖 103



PRO JUNIOR
📖 104



DIRT
📖 105



Uncompromising in safety and design

Helmets are essential when riding, they might save your life. Normally, a helmet is worn for a long period of time, and that's why a good, secure fit and efficient ventilation are mandatory. Every one of our helmets has to meet these criteria and that's exactly what our CUBE AM Race helmet does in a brilliant and stylish way.

+ FEATURES

- 1 **DOUBLE IN-MOULD TECHNOLOGY**
 - 2 **DETACHABLE VISOR**
 - 3 **HEIGHT ADJUSTABLE FIT-SYSTEM**
 - 4 **MATT FINISH**
-

■ AM RACE

additional protection for the back of the head thanks to deep rear section; 17 large ventilation openings for optimum cooling/air circulation; one-handed adjustable and adaptable height system for the optimum fit; magnetic Fidlock™ chin band; removable, washable fitpads; removable visor; EPS In-Mould construction

SIZE S/M (54-58) - L (58-62)

MATERIAL EPS In-Mould

WEIGHT 330 g (with visor)



16044 black'n'black



16045 black'n'white



16046 white'n'black



16047 grey'n'blue



16048 orange'n'white



16049 green'n'white



16050 blue'n'orange



16051 iceblue'n'white



263
265



PRO

22 vents for maximum cooling and air circulation; fit system can be fine-tuned with one hand for a perfect fit; removable, washable pads; removable visor; EPS In-Mould construction

SIZE S/M (53-57) - L (58-62)

MATERIAL EPS In-Mould

WEIGHT 275 g (with visor)



16038 Teamline white



16039 Teamline black



16040 Blackline



16041 white'n'blue



16042 grey'n'blue



+ TEST WINNER PRO HELMET

WORLD OF MOUNTAINBIKE:

„The CUBE Pro is cheap, safe, and, like the manufacturer says, a great all-rounder. Best value for money in our test.“



■ TOUR

Trekking/city helmet; 20 ventilation holes; insect nets; removable visor; full-ring fit system; removable, washable fitpads; In-Mould construction; matt finish

SIZE S (51-55) - M (55-59)

MATERIAL EPS In-Mould



16113 white



16114 petrol



16112 black



263

■ TOUR+

Trekking/city helmet; 20 ventilation holes; insect nets; removable visor; full-ring fit system; removable, washable fitpads; In-Mould construction; matt finish

SIZE XL (60-64)

MATERIAL EPS In-Mould



16115 black



263

■ TOUR DFB

Trekking/ City helmet; 20 ventilation holes; insect nets; removable visor; full-ring fit system; removable and washable fitpads; In-Mould construction

SIZE S (51-55) - M (55-59)

MATERIAL EPS In-Mould



16116 white'n'black'n'gold



■ TOUR LITE

Trekking/city helmet; 20 ventilation holes; insect nets; removable visor; full-ring fit system; removable, washable fitpads; In-Mould construction; glossy finish

SIZE S (51-55) - M (55-59)

MATERIAL EPS In-Mould



16118 sunburst metallic



16119 iceblue metallic



16117 black metallic



263





■ CMPT

10 ventilation openings for good air circulation; one-handed adjustment for optimum fit; removable, washable fitpads; removable visor; EPS In-Mould construction

SIZE S/M (54-58) - L (58-62)

MATERIAL EPS In-Mould

WEIGHT 325 g (with visor)



16030 black'n'white



16032 white'n'black



16033 grey'n'blue



16034 blue'n'orange



16035 orange'n'blue



16037 iceblue'n'white



263
264

■ CMPT LITE

10 ventilation openings for good air circulation; one-handed adjustment for optimum fit; removable, washable fitpads; removable visor; EPS In-Mould construction

SIZE ONE SIZE (54-58)

MATERIAL EPS In-Mould

WEIGHT 325 g (with visor)



16098 sunburst metallic



16099 iceblue metallic



16097 black metallic



263
264

■ CMPT YOUTH

10 ventilation openings for good air circulation; one-handed adjustment for optimum fit; removable, washable fitpads; removable visor; EPS In-Mould construction

SIZE ONE SIZE (54-58)

MATERIAL EPS In-Mould

WEIGHT 325 g (with visor)



16052 green triangle



16053 pink triangle



16054 team triangle



16055 grey grunge



263
264





■ **PRO JUNIOR**

11 ventilation openings for good air circulation; insect nets in front section; one-handed adjustment for optimum fit; removable, washable fitpads; integrated visor; padded chin band; removable rear light provides active safety; EPS In-Mould construction

SIZE XS (46-51) - S (51-55)

MATERIAL EPS In-Mould

WEIGHT 205 g



16056 Teamline



16057 polygon rainbow



16058 skulls



16059 orange



16060 green triangle



16061 pink triangles



16062 green



263
265

Safety right from the start

Our PRO JUNIOR series is specifically designed for the little ones, offering reliable protection for the first steps into the two-wheeled world. It comes in two sizes, has a universal fit and comes in seven different styles so that every child will find something that they like. The adjustments are easy to handle, even with children's hands. The fly net and chin-pads are further details which make the PRO JUNIOR such a great choice for kids. The removable LED rear light increases visibility and actively makes the ride safer.

■ DIRT

dirt helmet with ABS shell; size adjustability system

SIZE S (49-54) - S/M (54-58)

MATERIAL ABS/EPS

WEIGHT 380 g



16063 black



16064 white



16065 blue



16066 pink



16067 flashred



16068 green



263





SHOES





SHOES



MTB C:62
📖 113



MTB PRO
📖 113



MTB CMPT
📖 113



ALL MOUNTAIN PRO
📖 114



ALL MOUNTAIN
📖 114



ALL MOUNTAIN PRO LACE
📖 115



URBAN FLAT GRIP
📖 115



URBAN CLICK GRIP
📖 115



ROAD C:62
📖 117



ROAD PRO
📖 117



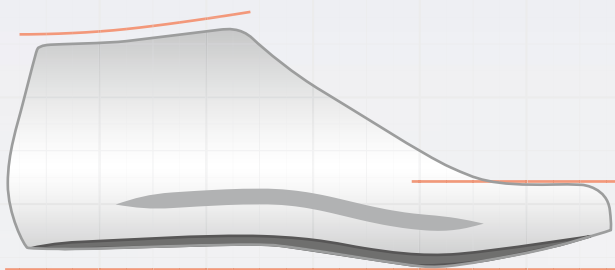
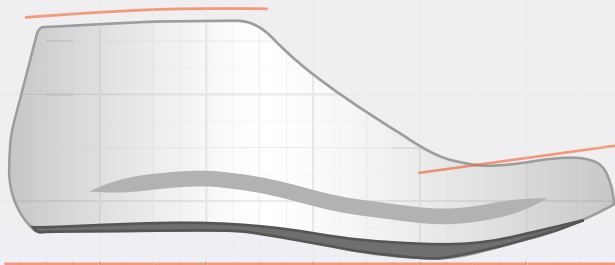
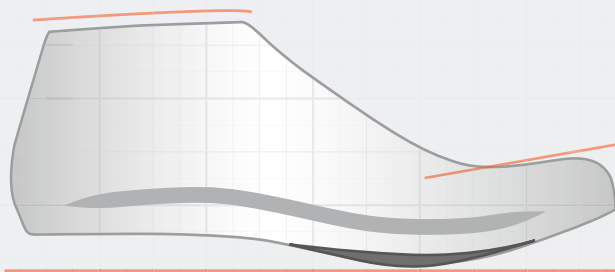
ROAD CMPT
📖 117



SHOE COVERS
📖 118

+ CUBE NATURAL FIT LASTS

Shoe lasts are reproductions of the average human foot and the most important part of the manufacturing process as the lasts are what determine the shape and fit of the finished shoe. All CUBE lasts have been developed in line with the demands and considerations of the CUBE Natural Fit concept.



ALL MOUNTAIN

All Mountain, All Mountain Pro, Urban Flat Grip, Urban Click Grip

70% 30%

Cycling	■ ■ ■ ■ ■ ■ ■ ■ ■ ■ □ □ □
Walking	■ ■ ■ ■ ■ ■ □ □ □ □ □ □ □
Power transfer	■ ■ ■ ■ ■ ■ □ □ □ □ □ □ □
Comfort	■ ■ ■ ■ ■ ■ ■ ■ ■ ■ ■ ■ ■

comfortable fit / good power transfer and stability /
optimised for the natural rolling action of the foot /
anatomically shaped toe cap

DUAL DENSITY INSOLE - DAMPING + COMFORT

PRO

MTB & ROAD CMPT and PRO

90% 10%

Cycling	■ ■ ■ ■ ■ ■ ■ ■ ■ ■ ■ ■ □
Walking	■ ■ ■ ■ ■ ■ □ □ □ □ □ □ □
Power transfer	■ ■ ■ ■ ■ ■ □ □ □ □ □ □ □
Comfort	■ ■ ■ ■ ■ ■ ■ ■ ■ ■ □ □ □ □

sporty, comfortable fit /
good power transfer and high comfort /
anatomically shaped toe cap

DUAL DENSITY INSOLE - DAMPING + COMFORT

RACE

C:62 MTB, ROAD

100%

Cycling	■ ■ ■ ■ ■ ■ ■ ■ ■ ■ ■ ■ ■
Walking	■ ■ □ □ □ □ □ □ □ □ □ □
Power Transfer	■ ■ ■ ■ ■ ■ ■ ■ ■ ■ ■ ■ ■
Comfort	■ ■ ■ ■ ■ □ □ □ □ □ □ □


close fit /
optimum power transfer

SINGLE DENSITY INSOLE - FOR OPTIMUM POWER TRANSFER



INSOLES


CUBE insoles are specifically designed to offer less support to prevent the foot from being too rigidly fixed inside the shoe and forcing the wearer to adopt the incorrect position.



SINGLE DENSITY

C:62 MTB, ROAD

higher density foam for ideal power transfer /
optimised for racing shoes



DUAL DENSITY

MTB, ROAD PRO, CMPT, ALL MOUNTAIN, URBAN FLAT GRIP

dual foam layer for improved comfort





Keep a firm foothold

The new C:62 high performance outsole is a symbiosis of lightness and stiffness. It optimises power transfer while ensuring an improved riding experience. The intelligent details featured on this high-end shoe include a dial closure system and Velcro fasteners that are easy to operate while wearing gloves, good foot aeration, and the CUBE Protection Shield to prevent injuries to the toes. The C:62 mountain bike shoe represents superb quality, from its soft tongue to relieve pressure on the tendons to the reflective elements that increase passive visibility.

+ FEATURES

- 1 **CARBON SOLE**
 - 2 **OPTIMAL AERATION**
 - 3 **ASYMMETRIC DESIGN**
 - 4 **CUBE WINGS**
-

■ MTB C:62

CUBE Natural Fit last; disc closure; strap with CUBE wing; CUBE Vent System; CUBE Protection Shield; Natural Fit insole; large ventilation holes; super-stiff carbon outsole with TPU studs; CUBE spikes; CUBE anti-slip system; asymmetrical design; stiffness index: 300

SIZE EU 36-48, US 4-13.5, UK 3-12.5, CM 22.8-31.5

MATERIAL upper: microfibre, mesh / sole: carbon, TPU



17024 Blackline



266

■ MTB PRO

CUBE Natural Fit last; CUBE Vent System; CUBE ratchet; two velcro straps with CUBE wings; CUBE Protection Shield; reinforced nylon outsole; vented tongue; generous vents; anatomical asymmetric cut; Natural Fit insole; stiffness index: 80

SIZE EU 37-48, US 4.5-13.5, UK 3.5-12.5, CM 23.5-31.5

MATERIAL upper: microfibre, mesh / sole: reinforced nylon, TPU



17006 Teamline



17007 blue'n'flashred



17005 Blackline



266

■ MTB CMPT

CUBE Natural Fit last; three velcro straps with CUBE wings; CUBE Protection Shield; reinforced nylon outsole; generous vents; anatomical asymmetric cut; Natural Fit insole; stiffness index: 80

SIZE EU 37-48, US 4.5-13.5, UK 3.5-12.5, CM 23.5-31.5

MATERIAL upper: microfibre, mesh / sole: reinforced nylon, TPU



17004 white'n'green'n'black



17003 Blackline





■ ALL MOUNTAIN PRO

CUBE Natural Fit last; No Sew technology; disc closure; velcro with CUBE wing; CUBE Protection Shield; Natural Fit insole; grippy Vibram® outsole; asymmetrical design

SIZE EU 36-48, US 4-13.5, UK 3-12.5, CM 22.8-31.5

MATERIAL upper: mesh / sole: rubber, nylon, EVA



17020 Teamline



17019 Blackline



■ ALL MOUNTAIN

CUBE Natural Fit last; 45° velcro strap with CUBE wings; robust toe cap; mesh construction provides optimum ventilation; Natural Fit insole

SIZE EU 37-48, US 4.5-13.5, UK 3.5-12.5, CM 23.5-31.5

MATERIAL upper: microfibre, mesh / sole: reinforced nylon, TPU



17014 black'n'green'n'blue



17015 black'n'white'n'grey'n'blue



17016 green'n'green'n'white'n'blue



17013 Blackline



■ SCHUHE ALL MOUNTAIN PRO LACE

CUBE Natural Fit last; No Sew technology; lace-up fastening; CUBE Protection Shield; Natural Fit insole; grippy Vibram® outsole; clipless-compatible outsole; asymmetrical design

SIZE EU 39-48, US 4.5-13.5, UK 3.5-12.5, CM 23.5-31.5

MATERIAL upper: mesh / sole: rubber, nylon, EVA



17022 Blackline



266

■ URBAN FLAT GRIP

CUBE Natural Fit last; No Sew technology; lace-up fastening; Natural Fit Insole; grippy shock X outsole; asymmetrical design

SIZE EU 36-48, US 4-13.5, UK 3-12.5, CM 22.8-31.5

MATERIAL upper: mesh / sole: shock X, EVA



17030 black'n'red



17029 Blackline

■ URBAN CLICK GRIP

CUBE Natural Fit last; No Sew Technology; lace-up fastening; Natural Fit insole; large ventilation openings; clipless-compatible grippy shock X outsole; asymmetrical design

SIZE EU 36-48, US 4-13.5, UK 3-12.5, CM 22.8-31.5

MATERIAL upper: mesh / sole: shock X, EVA



17028 Blackline



266





Performance and ergonomomy in its most beautiful form

Thanks to the streamlined design, the sturdy carbon sole and the combined Velcro and Atop® disc closure system, the CUBE road C:62 achieves outstanding power transmission on the bike. The advanced Natural Fit moulding of the one-piece upper means it remains comfortable even after riding for hours on end. A comfortable foot climate is ensured by the CUBE vent system with ventilation openings on the side. The Velcro fasteners at the front make width adjustment super simple. This shoe impresses in every respect.

+ FEATURES

- 1 **C:62 SOLE**
 - 2 **CUBE VENT SYSTEM**
 - 3 **DURABILITY**
 - 4 **REFLECTIVE ELEMENTS**
-

ROAD C:62

CUBE Natural Fit last; disc closure; strap with CUBE wing; CUBE Vent System; Natural Fit insole; large ventilation holes; super-stiff carbon outsole with TPU studs; CUBE spikes; CUBE anti-slip system; asymmetrical design; stiffness index: 300

SIZE EU 36-48, US 4-13.5, UK 3-12.5, CM 22.8-31.5

MATERIAL upper: microfibre, mesh / sole: carbon, TPU



17027 Blackline



266

ROAD PRO

CUBE Natural Fit last; CUBE Vent System; two velcro straps with CUBE wings; CUBE Protection Shield; reinforced nylon outsole; vented tongue; generous vents; CUBE ratchet; anatomical asymmetric cut; Natural Fit insole; stiffness index: 140

SIZE EU 37-48, US 4.5-13.5, UK 3.5-12.5, CM 23.5-31.5

MATERIAL upper: microfibre, mesh / sole: reinforced nylon, TPU



17011 Teamline



17012 blue'n'flashred



17010 Blackline



266

ROAD CMPT

CUBE Natural Fit last; three velcro straps with CUBE wings; reinforced nylon outsole; generous vents; anatomical asymmetric cut; Natural Fit insole; stiffness index: 130

SIZE EU 37-48, US 4.5-13.5, UK 3.5-12.5, CM 23.5-31.5

MATERIAL upper: microfibre, mesh / sole: reinforced nylon, TPU



17009 white'n'red



17008 Blackline





Keeping your feet warm and dry

Biking can still be fun even if the weather doesn't play along. For such occasions we have our CUBE shoe covers. Be it the minimal toe cap for those slightly chilly spring or autumn rides or a full-on winter over shoe – with our shoe covers you will find whatever you need. With our unique CUBE design and high demands on function, features like waterproof zips, pull-on aids, taped seams or width-adjustable sole bridges are a given.

+ FEATURES

- 1 **PU-COATED UPPER**
 - 2 **EASY ENTRY**
 - 3 **TAPED SEAMS**
 - 4 **REFLECTIVE ELEMENTS**
-

SHOE COVER RAIN

light, warm lining; taped seams; waterproof upper; waterproof zip; reflective print; elastic PU-coated material; pull-on and tear-off aid; velcro width adjustment; abrasion-resistant material on the tread

SIZE S (37-39), M (40-42), L (43-45), XL (46-48)

MATERIAL 50% polyurethane, 41% nylon, 9% polyester



17001 black

SHOE COVER WINTER

warm lining; taped seams; water-repellent upper; waterproof zip; reflective print; elastic material; pull-on and tear-off aid; velcro width adjustment; abrasion-resistant material on the tread

SIZE S (37-39), M (40-42), L (43-45), XL (46-48)

MATERIAL 40% rubber, 30% polyamide, 30% polyester



17000 black

TOE WARMER

light, warm lining; water-repellent upper; reflective print; elastic material; abrasion-resistant material on the tread

SIZE S (37-39), M (40-42), L (43-45), XL (46-48)

MATERIAL 45% rubber, 45% polyamide, 10% elastane



17002 black







GLOVES & ACCESSORIES





GLOVES & ACCESSORIES



NATURAL FIT
 126



NATURAL FIT
 126



NATURAL FIT ALL SEASON
 127



NATURAL FIT X-SHELL
 127



NATURAL FIT WLS
 128



NATURAL FIT WLS SUN
 129



PERFORMANCE
 130



PERFORMANCE
 130



RACE TOUCH
 131



RACE ARMOURGEL®
 131



RACE MULTISPORT
 131



JUNIOR RACE
 133



PROTECTION
 134



BACK PROTECTOR
 135



SOCKS
 136



CAPS
 140



HEAD BANDS
 143



BEANIES & HATS
 145

+ **ALL FIXED**
UNDER CONTROL
GLOVES





1 TEAR-OFF FEATURES

It's the little details that help the most. By providing strong tabs on the wrist and easy-to-grab loops at the fingers, getting your gloves on and off has never been easier.

2 ABSORBENT FABRIC

Riding usually causes perspiration. To prevent drops of sweat from running into your eyes, our gloves received a patch of extremely absorbent fabric on the thumb section.

3 GEL FOAM PADDING

These high-tech pads do a remarkable job in damping road vibrations and trail shocks with a low profile for a natural feel.

4 CUBE VENT SYSTEM

Strategically placed channels in the palm assist ventilation and help in keeping that fresh non-sweaty feel intact for a long time.



■ NATURAL FIT SHORT FINGER

lightweight and well-ventilated short finger gloves; CUBE VENT SYSTEM; pull-on and tear-off system; absorbent fabric; velcro strap with CUBE WINGS; Natural Fit gel foam padding; silicone prints

SIZE S(7) - XXL(11)

MATERIAL 50% nylon, 10% elastane, 35% polyurethane, 5% gel foam



11954 Blackline



11960 blue'n'black



11955 grey'n'red

■ NATURAL FIT LONG FINGER

lightweight and well-ventilated long finger gloves; CUBE VENT SYSTEM; pull-on system; absorbent fabric; velcro straps with CUBE WINGS; Natural Fit gel foam padding; silicone prints; seamless silicone printed fingertips

SIZE S(7) - XXL(11)

MATERIAL 50% nylon, 10% elastane, 35% polyurethane, 5% gel foam



11952 Blackline



11953 grey'n'red

■ NATURAL FIT LONG FINGER

lightweight and well-ventilated long finger gloves; CUBE VENT SYSTEM; pull-on system; absorbent fabric; Natural Fit gel foam padding; silicone prints; velcro cuff; seamless silicone printed fingertips

SIZE S(7) - XXL(11)

MATERIAL 50% nylon, 10% elastane, 35% polyurethane, 5% gel foam



11914 grey'n'black'n'red



11913 Blackline

■ NATURAL FIT TOUCH LONG FINGER

compatible with touchscreen devices; lightweight and very well-ventilated long finger gloves; CUBE VENT SYSTEM; mesh backs with X-application; absorbent fabric; Natural Fit gel foam padding; velcro cuff; pull-on system; seamless finger tips; non-slip palm

SIZE S(7) - XXL(11)

MATERIAL 50% nylon, 10% elastane, 35% polyurethane, 5% gel foam



11929 lime'n'black

■ NATURAL FIT ALL SEASON LONG FINGER

long finger gloves; windproof and water-repellent; extra long cuff; reflective details; Natural Fit gel foam padding reduces pressure on nerves; silicone printed palm; absorbent fabric; easy to pull on

SIZE S(7) - XXL(11)

MATERIAL 60% nylon, 15% elastane, 20% polyurethane, 5% gel foam



11912 black'n'grey

■ NATURAL FIT X-SHELL LONG FINGER

winter long finger gloves; warming, wind- and waterproof; breathable membrane; pull-on system; absorbent fabric; extra-long cuff with velcro strap with CUBE WINGS; Natural Fit gel foam padding; shockX insert; silicone prints; reflective details

SIZE S(7) - XXL(11)

MATERIAL 20% nylon, 30% polyester, 10% elastane, 30% polyurethane, 5% gel foam, 5% shock X



11933 blue'n'black



11962 Blackline



■ NATURAL FIT WLS SHORT FINGER

lightweight and well-ventilated WLS short finger gloves; CUBE VENT SYSTEM; pull-on and tear-off system; absorbent fabric; velcro strap with CUBE WINGS; Natural Fit gel foam padding; silicone prints

SIZE S(6) - XL(9)

MATERIAL 50% nylon, 10% elastane, 35% polyurethane, 5% gel foam



11959 violet'n'purple



11958 black'n'pink

■ WLS NATURAL FIT SHORT FINGER

lightweight and well-ventilated WLS short finger gloves; CUBE VENT SYSTEM; pull-on and tear-off system; absorbent fabric; Natural Fit gel foam padding; silicone prints; velcro cuff

SIZE S(6) - XL(9)

MATERIAL 50% nylon, 10% elastane, 35% polyurethane, 5% gel foam



11918 white'n'grey'n'blue

■ WLS NATURAL FIT LONG FINGER

lightweight and well-ventilated WLS long finger gloves; CUBE VENT SYSTEM; pull-on system; absorbent fabric; Natural Fit gel foam padding; silicone prints; velcro cuff; seamless silicone printed fingertips

SIZE S(6) - XL(9)

MATERIAL 50% nylon, 10% elastane, 35% polyurethane, 5% gel foam



11917 white'n'grey'n'blue



11919 Blackline

■ NATURAL FIT WLS SUN SHORT FINGER

WLS short finger gloves; CUBE SUN MATERIAL with tan-through effect; lightweight; very well ventilated; CUBE VENT SYSTEM; Natural Fit gel foam padding; silicone prints; pull-on and tear-off system; velcro strap

SIZE S(6) - XL(9)

MATERIAL 50% nylon, 10% elastane, 35% polyurethane, 5% gel foam



11924 black'n'baby blue

■ NATURAL FIT WLS SUN LONG FINGER

WLS short finger gloves; CUBE SUN MATERIAL with tan-through effect; lightweight; very well ventilated; CUBE VENT SYSTEM; Natural Fit gel foam padding; silicone prints; pull-on system; velcro strap

SIZE S(6) - XL(9)

MATERIAL 50% nylon, 10% elastane, 35% polyurethane, 5% gel foam



11923 black'n'baby blue



■ PERFORMANCE SHORT FINGER

lightweight and well-ventilated short finger gloves with perforated palm; pull-on and tear-off system; absorbent fabric; elastic cuff

SIZE XS(6) - XXL(11)

MATERIAL 50% nylon, 13% elastane, 37% polyurethane



11948 Teamline



11949 Blackline



11950 blue'n'nectarine

■ PERFORMANCE LONG FINGER

lightweight and well-ventilated long finger gloves with perforated palm; absorbent fabric; elastic cuff; seamless silicone printed fingertips

SIZE XS(6) - XXL(11)

MATERIAL 50% nylon, 10% elastane, 35% polyurethane, 5% elastic



11945 Blackline



11946 Action Team



11944 Teamline

■ RACE LONG FINGER

lightweight and well-ventilated long finger gloves with the CUBE VENT SYSTEM; absorbent fabric; pull-on system; reinforced palm; elastic cuff; seamless silicone printed fingertips

SIZE S(7) - XXL(11)

MATERIAL 50% nylon, 10% elastane, 35% polyurethane, 5% elastic



11909 Blackline

■ RACE TOUCH LONG FINGER

compatible with touchscreen devices; lightweight and very well-ventilated long finger gloves; CUBE VENT SYSTEM; mesh backs with X-application; absorbent fabric; seamless palm construction; elastic cuff; pull-on system; seamless fingertips; non-slip palm

SIZE S(7) - XXL(11)

MATERIAL 50% nylon, 10% elastane, 35% polyurethane, 5% elastic



11930 black'n'anthracite

11925 green'n'black

■ RACE ARMOURGEL® LONG FINGER

robust and well-ventilated long finger gloves; flexible Armourgel®; Shock Freeze System; ergonomic shape; CUBE VENT SYSTEM; absorbent fabric; reinforced palm; pull-on system; comfortable velcro cuff; seamless silicone printed fingertips

SIZE S(7) - XXL(11)

MATERIAL 65% nylon, 25% elastane, 10% Armourgel®



11926 Action Team

■ RACE MULTISPORT LONG FINGER

warming long finger gloves; all-round usage; CUBE TOUCH MATERIAL inserts on thumb and index finger; reflective print for higher safety in the dark; silicone print on palm

SIZE S(7) - XXL(11)

MATERIAL 94% polyester, 6% elastane



11931 black



■ PERFORMANCE WLS SHORT FINGER

lightweight and well-ventilated WLS short finger gloves with perforated palm; pull-on and tear-off system; absorbent fabric; elastic cuff

SIZE S(6) - XL(9)

MATERIAL 50% nylon, 13% elastane, 37% polyurethane



11965 Team WLS

■ PERFORMANCE WLS LONG FINGER

lightweight and well-ventilated WLS long finger gloves with perforated palm; absorbent fabric; elastic cuff; seamless silicone printed fingertips

SIZE S(6) - XL(9)

MATERIAL 50% nylon, 10% elastane, 35% polyurethane, 5% elastic



11966 Team WLS

■ WLS RACE TOUCH LONG FINGER

compatible with touchscreen devices; lightweight and very well-ventilated WLS long finger gloves; CUBE VENT SYSTEM; mesh backs with X-application; absorbent fabric; seamless palm construction; elastic cuff; pull-on system; seamless fingertips; non-slip palm

SIZE S(6) - XL(9)

MATERIAL 50% nylon, 10% elastane, 35% polyurethane, 5% elastic



11936 black'n'raspberry'n'antracite

■ JUNIOR RACE EAZY SHORT FINGER

durable JUNIOR short finger gloves; extra large velcro for easy pull on; absorbent fabric on thumb; CUBE VENT SYSTEM; reinforced palm

SIZE XXXS(4) - XS(6)

MATERIAL 50% nylon, 10% elastane, 35% polyurethane, 5% elastic



11934 Action Team

■ JUNIOR RACE EAZY LONG FINGER

durable JUNIOR long finger gloves; extra large velcro for easy pull on; absorbent fabric on thumb; CUBE VENT SYSTEM; reinforced palm; silicone prints on palm for maximum grip

SIZE XXXS(4) - XS(6)

MATERIAL 50% nylon, 10% elastane, 35% polyurethane, 5% elastic



11935 Action Team





■ KNEEPAD AM PLUS

flexible, extremely shock-absorbing ARG knee pad; ergonomic cut for perfect fit; lightweight mesh material; elastic and comfortable; works in all temperatures; self-healing; CE EN 1621-1 certified

MATERIAL 84% polyester, 8% polyamide, 8% elastane



16090 black

■ ELBOWPAD AM PLUS

flexible, extremely shock-absorbing ARG elbow pad; ergonomic cut for perfect fit; lightweight mesh material; elastic and comfortable; works in all temperatures; self-healing; CE EN 1621-1 certified

MATERIAL 84% polyester, 8% polyamide, 8% elastane



16091 black

■ KNEEPAD ACTION TEAM CMPT

ergonomic cut for a perfect fit; reinforced knee area; adjustable elastic straps; lightweight neoprene material; elastic and comfortable; CE EN 1621-1 certified

WEIGHT 500 g

MATERIAL 84% polyester, 8% polyamide, 8% elastane



16028 black'n'blue'n'flashred

■ ELBOWPAD ACTION TEAM CMPT

ergonomically designed shape for perfect fit; reinforced material around the elbow enhances protection; lightweight neoprene material is elastic and comfortable; easy to clean with a wet cloth; CE EN 1621-1 certified.

WEIGHT 330 g

MATERIAL 84% polyester, 8% polyamide, 8% elastane



16029 black'n'blue'n'flashred

■ BACKPACK PAD

Armourgel® back protector for upgrading Freeride backpacks; easy to clean; retains its characteristics regardless of the temperature; self-healing; CE EN 1621-1 certified

WEIGHT 650 g

MATERIAL Armourgel®



12018 blue





Perfectly adapted to pedalling

Our range of socks offers a wide spectrum of technical features, for every rider and every climate. Premium fabrics and bike-specific details ensure an ideal fit and a high level of comfort.

+ FEATURES

- 1 VENTILATION CHANNELS
 - 2 CUSHION AT ANKLE, INSTEP AND BALL OF THE FOOT
 - 3 PERFECT MATCH FOR CUBE SHOES
-

AIR CUT

prevents blisters; cushioned at the heel, ball of the foot and instep; ergonomic fit; regulates temperature across multiple zones

SIZE 36-47

MATERIAL 88% polyamide nylon, 10% polyamide skinlife, 2% elastane



11827 Blackline



11826 Teamline

RACE CUT

prevents blisters; cushioned at the heel, ball of the foot and instep; ergonomic fit; regulates temperature across multiple zones

SIZE 36-47

MATERIAL 84% polyamide nylon, 14% polyamid skinlife, 2% elastane



11828 Teamline



11829 Blackline

ROAD

prevents blisters; cushioned at the heel, ball of the foot and instep; ergonomic fit; regulates temperature across multiple zones

SIZE 36-47

MATERIAL 86% polyamide nylon, 12% polyamide skinlife, 2% elastane



11830 Teamline



11831 Blackline





■ MOUNTAIN

prevents blisters; cushioned at the heel, ball of the foot and instep; ergonomic fit; regulates temperature across multiple zones

SIZE 36-47

MATERIAL 71% polyamide nylon, 27% polyamide skinlife, 2% elastane



11832 Blackline



11834 Action Team



11833 blue'n'lime

■ MOUNTAIN BE WARM

prevents blisters; cushioned at the heel, ball of the foot and instep; ergonomic fit; regulates temperature across multiple zones; warming

SIZE 36-47

MATERIAL 64% polyamide-nylon, 14% acrylic, 14% merino wool, 6% polyamide nanoglide, 2% elastane



11835 black'n'grey'n'white

■ ACTION ESSENTIALS

knee-high sock; prevents blisters; cushioned at the heel, ball of the foot and instep; ergonomic fit; anti-slip heel; regulates temperature across multiple zones

SIZE 36-47

MATERIAL 88% polyamide, 10% polyamide-microlon, 2% elastane



11824 black'n'grey'n'green

■ ACTION

prevents blisters; cushioned at the heel, ball of the foot and instep; ergonomic fit; regulates temperature across multiple zones

SIZE 36-47

MATERIAL 58% polyamide, 40% cotton, 2% elastane




11825 blue'n'flashred'n'black



+ **PROTECTION AGAINST**
COLD HEADS, SUN AND WIND

CAP SERIES





1 HIGH-QUALITY 3D EMBROIDERY

Caps feature high-quality 3D embroidery in two different colours.

2 VENTILATION OPENINGS

Embroidered openings keep the head ventilated and let in the breeze on hot days.

3 ATTENTION TO DETAIL

It's the little details that make this cap a firm favourite. All of our caps feature the classic CUBE cap print under the visor.

4 INDIVIDUAL ADJUSTMENT

The 6-panel cap can be adjusted at the back to fit all head sizes.



■ CAP BLACKLINE

available in two sizes

SIZE S/M, L/XL

MATERIAL 98% cotton, 2% elastane



11194 black

■ CAP CUBE

CUBE logo embroidery

SIZE S/M, L/XL

MATERIAL 98% cotton, 2% elastane



11605 grey'n'red

■ FREERIDE CAP

casual cap with 3D embroidery

SIZE one size

MATERIAL 100% cotton



11610 blue'n'white'n'flashred



11691 Action Team

■ FREERIDE CAP

casual cap with 3D embroidery

SIZE one size

MATERIAL 100% cotton



11616 Action Team

■ FREERIDE CAP

casual cap with 3D embroidery

SIZE one size

MATERIAL 100% cotton



11617 blue'n'lime

■ FUNCTIONAL HEADBAND RACE BE WARM

warm lining; moisture-wicking; quick-drying; brushed inside

SIZE one size

MATERIAL 85% polyamide, 15% elastane



11614 black'n'white




■ FUNCTIONAL HEADBAND RACE

moisture-wicking; quick-drying; lightly brushed inside

SIZE one size

MATERIAL 85% polyamide, 15% elastane



11613 white'n' red'n' blue



■ FUNCTIONAL BANDANA RACE

windproof; breathable; temperature regulating

SIZE one size

MATERIAL 100% polyester



11606 blue'n' white



■ FUNCTIONAL BANDANA RACE BE WARM

windproof; breathable; temperature regulating; with merino

SIZE one size

MATERIAL 100% wool



11607 black'n' red



■ CAP BLACKLINE AEROPROOF

wind-repellent material; ergonomic cut

SIZE one size

MATERIAL 45% polyamide, 42% polyester, 13% elastane



11121 black



■ THERMO CAP

peached material inside for warmth; moisture-wicking; quick-drying; cut-out for the neck; integrated flap for the ears to keep them warm

SIZE one size

MATERIAL 80% polyamide, 20% elastane



11619 black'n'blue



■ BEANIE BASIC

reversible; technical fabric

SIZE one size

MATERIAL 86% polyamide, 14% elastane



11608 green'n'blue



11615 purple'n'blue



■ BEANIE LOGO AM

warm lining

SIZE one size

MATERIAL 50% wool, 50% polyacryl



11694 green



11609 orange'n'grey



■ CROCHET BEANIE

warm fleece lining; hand-stitched logo

SIZE one size

MATERIAL 50% wool, 50% polyacryl



11612 blue'n'red'n'white



■ BEANIE CUBIST

warm knitted beanie

SIZE one size

MATERIAL 50% wool, 50% polyacryl



11692 green'n'lime'n'grey



11698 blue'n'orange



■ BEANIE LOGO

knitted beanie with logo

SIZE one size

MATERIAL 50% pure new wool, 50% polyacrylic



11620 black'n'anthracite



■ BEANIE BIKE

knitted beanie; warm fleece lining

SIZE one size

MATERIAL 50% pure new wool, 50% polyacrylic



11621 blue'n'green



■ BOBBLE CAP URBAN

knitted beanie with embroidered logo; warm fleece lining

SIZE one size

MATERIAL 50% pure new wool, 50% polyacrylic



11622 blue'n'orange







BACKPACKS & BAGS

BACKPACKS, BAGS & SADDLE BAGS





BACKPACKS, BAGS & SADDLE BAGS



PURE 11
 152



PURE 14
 153



PURE 30
 153



AMS 16+2
 154



AMS 30+5
 155



JUNIOR
 155



AMS JUNIOR ACTION TEAM
 155



FREERIDE 20+
 157



FREERIDE 20
 157



PANNIERS
 159



TROLLEY
 159



WHEEL BAGS
 160



CAMERA CASE
 160



SADDLE BAGS
 161

■ BACKPACK PURE 11

lightweight backpack; Airstripes back system; hydration system-compatible; mesh shoulder straps with sternum strap; mesh side pockets; mesh front pocket; helmet carrier; separate compartment for wet items; bright interior design

SIZE (HxWxD) 42 x 23 x 10 cm

MATERIAL 100% nylon

VOLUME 11 litres

WEIGHT 540 g



12072 white'n'blue



12073 black'n'flashred



12074 black'n'white



12089 green'n'blue



12092 black

■ RAINCOVER PURE 11/14

raincover for PURE 11 and 14 backpacks; signal colour neon yellow; reflective print

MATERIAL 100% nylon



12090

■ RAINCOVER PURE 30

raincover for PURE 30 Backpack; signal colour neon yellow; reflective print

MATERIAL 100% nylon



12091

■ BACKPACK PURE 14

lightweight backpack; Airstripes back system; hydration system-compatible; mesh shoulder straps with sternum strap; mesh side pockets; mesh front pocket; helmet carrier; separate compartment for wet items; bright interior design

SIZE (HxWxD) 43 x 23 x 13 cm

MATERIAL 100% nylon

VOLUME 14 litres

WEIGHT 590 g



12075 black'n'flashred



12076 blue'n'orange



12077 white'n'mint



12093 black

■ BACKPACK PURE 30

lightweight backpack; Airstripes back system; hydration system-compatible; mesh shoulder straps with sternum strap; mesh side pockets; mesh front pocket; helmet carrier; separate compartment for wet items; front compartment with fleece pocket for sunglasses; bright interior design

SIZE (HxWxD) 53 x 28 x 22 cm

MATERIAL 100% nylon

VOLUME 30 litres

WEIGHT 945 g



12078 black'n'green





■ BACKPACK AMS 16+2

Airstripes back system; expandable volume 16+2l; hydration system-compatible; shoulder straps with chest strap; integrated rain cover; mesh side pockets; helmet carrier; separate compartment for wet items; tool pocket; fleece front pocket

SIZE (HxWxD) 47 x 26 x 17 cm

MATERIAL 100% nylon

VOLUME 16+2 litres

WEIGHT 895 g



12079 blue'n'green



12080 blue'n'red



12081 black'n'flashred



12094 black

■ BACKPACK AMS 30+5

Airstripes back system; expandable volume 30+5l; hydration system-compatible; shoulder straps with chest strap; stabiliser strap; integrated rain cover; mesh side pockets; helmet carrier; protector holder; stick holder; card pocket; divided main compartment; compartment for wet items; removable tool pocket; front pocket with fleece division

SIZE (HxWxD) 53 x 30 x 24 cm

MATERIAL 100% nylon

VOLUME 30+5 litres

WEIGHT 1290 g



12083 blue'n'green



12084 black'n'flashred



12082 black'n'green

■ BACKPACK JUNIOR

Airstripes back system; shoulder straps with sternum strap; mesh side pockets; front pocket; bright interior design

SIZE (HxWxD) 37 x 24 x 12 cm

MATERIAL 100% nylon

VOLUME 10 litres

WEIGHT 435 g



12070 mint'n'pink



12071 blue'n'flashred

■ BACKPACK AMS JUNIOR ACTION TEAM

back system with structured padding; shoulder straps with chest strap; mesh side pockets; fleeced front compartment; compartment for valuables inside; bright interior design

SIZE (HxWxD) 35 x 24 x 13 cm

MATERIAL 100% polyester

VOLUME 5 litres

WEIGHT 350 g



12001 blue'n'white'n'flashred





Protection gear and backpack – all in one

There are times when you don't feel like taking your full protection kit with you, but don't want to go completely without. That's when the FRS freeride series pack comes in. An optional Armourgel® protector pad delivers effective back protection, absorbing the forces from a fall before they get to you. The pack's features are tailored for the needs of gravity riders, with provisions for carrying knee/arm pads and a full face helmet. The anatomically correct shoulder belts (including a sternum strap) and an extra wide hip belt keep your pack from bouncing on those rough trail rides. The integrated rain cover keeps the pack and content dry and clean through rain showers and mud fests.

+ FEATURES

- 1 **HYDRATION SYSTEM COMPATIBLE**
- 2 **FLEECE FRONT POCKET**
- 3 **RAIN COVER**
- 4 **PROTECTION CARRIER**

■ BACKPACK FREERIDE 20+

Armourgel® back protector; Airstripes back system; hydration system-compatible; shoulder straps with chest strap; integrated rain cover; mesh side pockets; (integral) helmet carrier; protector holder; separate compartment for wet items; tool pocket; fleece front pocket

SIZE (HxWxD) 51 x 31 x 19 cm

MATERIAL 100% nylon

VOLUME 20 litres

WEIGHT 1680 g



12087 multicolour

■ BACKPACK FREERIDE 20

Airstripes back system; hydration system-compatible; shoulder straps with chest strap; integrated rain cover; mesh side pockets; (integral) helmet carrier; protector holder; separate compartment for wet items; tool pocket; fleece front pocket

SIZE (HxWxD) 51 x 31 x 19 cm

MATERIAL 100% nylon

VOLUME 20 litres

WEIGHT 1030 g




12086 Teamline



12085 black'n'flashred





Prepared and well organized

Regardless of whether you are planning a short weekend trip or a long journey to distant shores, the CUBE Travel Series keeps all your belongings and equipment well organized and protected. Durable fabrics, high-quality manufacturing and strategically-placed reinforcements make our Travel Series bags and cases robust and reliable companions for every adventure.

+ FEATURES

- 1 **ASYMMETRICAL DESIGN**
 - 2 **REFLECTIVE PRINTS**
 - 3 **TEXTILE FABRIC**
 - 4 **INTEGRATED RAIN COVER**
-

■ PANNIERS TRAVEL

one pair of bike pannier bags; 40-litre volume; quick release buckle for easy attachment to the rack; roll closure; inside pocket; adjustable and detachable shoulder strap; raincover; mesh side pocket; compression straps; asymmetrical design

SIZE (LxBxD) 42 x 30 x 18 cm

VOLUME 40 litres

MATERIAL 100% polyester

WEIGHT 1600 g



12037 anthracite

■ PANNIERS CITY

one pair of bike pannier bags; 25-litre volume; quick release buckle for easy attachment to the rack; inside pocket; adjustable and detachable shoulder strap; raincover; aluminium buckle; asymmetrical design

SIZE (LxBxD) 35 x 26 x 14 cm

VOLUME 25 litres

MATERIAL 100% polyester

WEIGHT 1450 g



12038 anthracite

■ WORLD TROLLEY WTS 85

aluminum telescopic handle; sturdy skate wheels; comfortable reinforced handles; pocket for business cards

SIZE (LxWxD) 32 x 39 x 71 cm

MATERIAL 60% nylon, 30% polyester, 10% tarpaulin

WEIGHT 5200 g



12033 black



■ SINGLE WHEEL BAG 26" - 29"

one main pocket; inside pocket; adjustable shoulder strap; extra reinforcement for axles; suitable for 26" to 29" wheels

SIZE (LxWxD) 78 x 78 x 4 cm

MATERIAL 100% polyester

WEIGHT 745 g



12035 black'n'flashred

■ DOUBLE WHEEL BAG 26" - 29"

two separate pockets; inside pocket; adjustable shoulder strap; extra reinforcement for axles; suitable for 26" to 29" wheels

SIZE (LxWxD) 78 x 78 x 15 cm

MATERIAL 100% polyester

WEIGHT 1500 g



12036 black'n'flashred

■ CAMERA CASE

neoprene camera case for fixing on shoulder strap or belt

SIZE (HxWxD) 11 x 8 x 2.5 cm

MATERIAL neoprene

WEIGHT 42 g



12088 black'n'blue

■ BAG CLICK XS

attaches via CUBE saddle adapter; slender form; interior pocket; water-resistant zip; rear light mount

SIZE (LxWxD) 13.5 x 8 x 7 cm

VOLUME 0.4 litres

MATERIAL 60% tarpaulin, 40% polyester



12016 black

■ BAG CLICK S

attaches via CUBE saddle adapter; slender form; interior pocket; water-resistant zip; rear light mount

SIZE (LxWxD) 15 x 9 x 9 cm

VOLUME 0.7 litres

MATERIAL 60% tarpaulin, 40% polyester



12017 black

■ BAG CLICK M

attaches via CUBE saddle adapter; slender form; interior pocket; water-resistant zip; rear light mount

SIZE (LxWxD) 17.5 x 10 x 9 cm

VOLUME 0.9 litres

MATERIAL 60% tarpaulin, 40% polyester



12019 black



■ BAG CLICK L

attaches via CUBE saddle adapter; slender form; interior pocket; water-resistant zip; rear light mount

SIZE (LxWxD) 19 x 10.5 x 10 cm

VOLUME 1.2 litres

MATERIAL 60% tarpaulin, 40% polyester



12020 black

■ ADAPTER FOR CLICK BAGS

saddle adapter for CUBE CLICK saddle bags; for mounting on a second bike to change saddle bags quickly between bikes

MATERIAL polyamide



12009 black

■ BAG PRO XS

fast and easy velcro fastening; compact shape; inner mesh pocket with key hook; red lining; water-repellent zip; rear light mount; reflective piping

SIZE (LxWxD) 13 x 8 x 8 cm

VOLUME 0.4 litres

MATERIAL 60% tarpaulin, 40% polyester

WEIGHT 90 g



12012 black

■ BAG PRO S

fast and easy velcro fastening; compact shape; two inner mesh pockets with key hook; red lining; water-repellent zip; rear light mount; reflective piping

SIZE (LxWxD) 15 x 9 x 9 cm

VOLUME 0.6 litres

MATERIAL 60% tarpaulin, 40% polyester

WEIGHT 110 g



12013 black

■ BAG PRO M

fast and easy velcro fastening; compact shape; two inner mesh pockets with key hook; red lining; water-repellent zip; rear light mount; reflective piping

SIZE (LxWxD) 16 x 10 x 10 cm

VOLUME 0.8 litres

MATERIAL 60% tarpaulin, 40% polyester

WEIGHT 130 g



12014 black

■ BAG PRO L

fast and easy velcro fastening; compact shape; two inner mesh pockets with key hook; red lining; water-repellent zip; rear light mount; reflective piping

SIZE (LxWxD) 18 x 10.5 x 10 cm

VOLUME 1.0 litres

MATERIAL 60% tarpaulin, 40% polyester

WEIGHT 150 g



12015 black







LIGHTS, COMPUTERS & PUMPS





LIGHTS, COMPUTERS & PUMPS



STVZO FRONT LIGHT PRO 18
 170



STVZO FRONT LIGHT PRO 25
 170



STVZO FRONT LIGHT PRO 50
 170



STVZO REAR LIGHT PRO
 171



OUTDOOR LED LIGHT HPA 2000
 172



OUTDOOR LED LIGHT HPA 500+
 172



OUTDOOR LIGHT LTD+
 173



OUTDOOR LIGHT LTD
 174



COMPUTER PRO LITE
 178



COMPUTER RACE PEAK
 178



COMPUTER RACE TRAIN
 179



COMPUTER RACE EVO
 179



MINI PUMPS
 180



CO2 PUMPS
 183



SHOCK PUMP
 184



FLOOR PUMPS
 185



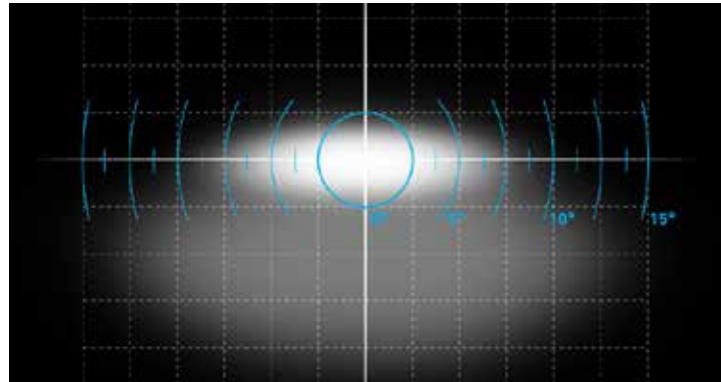

Security is a given: German standard- certified CUBE lights

With our CUBE PRO Lighting Series we offer a range of lights which are in accordance with German road traffic regulations (StVZO). The latest in LED and battery technology ensures maximum energy efficiency, while the lens has been specifically designed for glare free illumination. The simple screw-on mount system for the front light and the angled design of the rear light offer various options for mounting.

+ FEATURES

- 1 **STVZO CERTIFIED**
 - 2 **WATER RESISTANT**
 - 3 **25 LUX CREE LED**
 - 4 **LITHIUM-POLYMER BATTERY**
-

For good visibility at night



OUTDOOR LIGHTING

The Outdoor Series is characterised by extremely powerful lighting. This is achieved by using specially developed lenses for maximum visibility.

STVZO APPROVED

For the highest safety, the PRO Series Lights are compliant with the relevant German Standard. A flat beam pattern, cut off across the top, means that other road users aren't dazzled.

LUMEN

Lumen is the unit of luminous flux, measuring the total amount of emitted visible light coming from a light source.

OPTICAL

Optics determine the distribution of the light coming from the light source.

LUX

Lux describes the amount of visible light falling on a defined area, dependent on the light source's distance.



FRONT LIGHT PRO 18

LED front light; StVZO (road traffic regulation) approved; 18 lux; Philips LUXEON C LED; two AA batteries; 2-stage battery indicator; splashproof; includes CUBE light holder (22-32 mm); tool-free fitting

RUN TIME 20 h

SIZE (LxWxH) 107 x 41 x 40 mm

MATERIAL plastic

WEIGHT 130 g



13980 white



13962 black

FRONT LIGHT PRO 25

LED front light; StVZO (road traffic regulation) approved; 25 lux; Cree LED; integrated rechargeable lithium-polymer battery; 2-stage battery indicator; splashproof; includes CUBE light holder (22-32 mm); tool-free fitting; includes Micro-USB charging cable

RUN TIME 3 h (hi-power), 6 h (mid-power)

SIZE (LxWxH) 92 x 39 x 35 mm

MATERIAL plastic

WEIGHT 97 g



13982 white



13964 black

FRONT LIGHT PRO 50

LED front light; StVZO (road traffic regulation) approved; 50 lux; Cree LED; integrated rechargeable lithium-ion battery; rechargeable via USB; 4-stage battery indicator; splashproof; includes CUBE light holder (22-32 mm); tool-free fitting; includes Micro-USB charging cable

RUN TIME 3 h (hi-power), 6 h (mid-power)

SIZE (LxWxH) 112 x 45 x 41 mm

MATERIAL plastic

WEIGHT 177 g



13984 white



13966 black

■ LIGHT SET PRO 18

light set consists of: CUBE front light PRO 18 + CUBE rear light PRO; StVZO (road traffic regulation) approved; splashproof; 2-stage battery indicator; includes two AA batteries and two AAA batteries

RUN TIME front: 20 h, rear: 45 h

SIZE front: (LxWxH) 107 x 41 x 40 mm; rear: (LxWxH) 50 x 22 x 55 mm

MATERIAL plastic

WEIGHT 188 g



13981 white'n'white



13963 black'n'black



266

■ LIGHT SET PRO 25

light set consists of: CUBE front light PRO 25 + CUBE rear light PRO; StVZO (road traffic regulation) approved; splashproof; 2-stage battery indicator; includes Micro-USB charging cable and two AAA batteries

RUN TIME front: 3 h (hi-power), 6 h (mid-power), rear: 45 h

SIZE front: (LxWxH) 92 x 39 x 35 mm; rear: (LxWxH) 50 x 22 x 55 mm

MATERIAL plastic

WEIGHT 155 g



13983 white'n'white



13965 black'n'black



266

■ REAR LIGHT PRO

LED rear light with three LEDs; StVZO (road traffic regulation) approved; two AAA batteries; 2-stage battery indicator; splashproof; silicone strap fastening

RUN TIME 45 h

SIZE (LxWxH) 50 x 22 x 55 mm

MATERIAL plastic

WEIGHT 58 g



13967 black



266



■ LED LIGHT HPA 2000

LED light with up to 2000 lumen; including wireless remote control; 2x Cree LED; external Panasonic battery pack with power indicator and rear light function; 6 light functions incl. SOS signal; protection class IP68; including 2 helmet mounts, 2 bike mounts, head strap and transportation case; compatible with GoPro mounts

RUN TIME 1.5 h (hi-power), 3 h (mid-power), 8 h (low-power), 60 h (eco)

MATERIAL alloy



13979 black

■ LED LIGHT HPA 500+

LED light with 570 lumen; Philips LUXEON M LED; replaceable lithium-ion battery; rechargeable via USB; 4-stage battery indicator; splashproof; includes CUBE light holder (22-32 mm); tool-free fitting; includes Micro-USB charging cable

RUN TIME 1.5 h (hi-power), 3 h (mid-power), 6 h (low-power), 7 h (flashing)

SIZE (LxWxH) 110 x 33 x 41 mm

MATERIAL alloy

WEIGHT 160 g



13968 black

■ LIGHT LTD+ "WHITE LED"

safety light white with 3 LEDs + power LED; 40 lumen; 2 light functions: steady + flashing; reflector glass; integrated rechargeable lithium-ion battery; silicone strap fastening; splashproof; rechargeable via USB; 2-stage battery indicator; includes Micro-USB charging cable

RUN TIME 2.2h (hi-power), 4 h (flashing)

SIZE (LxWxH) 59 x 35 x 34 mm

MATERIAL plastic

WEIGHT 35 g



13955 blue



13957 green



13959 red



13951 black

■ LIGHT LTD+ "RED LED"

red safety light with 3 LEDs + power LED; 25 lumen; 2 light functions: steady + flashing; reflector glass; integrated rechargeable lithium-ion battery; silicone strap fastening; splashproof; rechargeable via USB; 2-stage battery indicator; includes Micro-USB charging cable

RUN TIME 2.2h (hi-power), 4 h (flashing)

SIZE (LxWxH) 59 x 35 x 34 mm

MATERIAL plastic

WEIGHT 35 g



13956 blue



13958 green



13960 red



13952 black

■ LIGHTING SET LTD+

set consists of: CUBE LTD+ white LED + CUBE LTD+ red LED: safety light with 3 LEDs + power LED; 40 lumen (white), 25 lumen (red); 2 light functions: steady + flashing; reflector glass; integrated rechargeable lithium-ion battery; silicone strap fastening; splashproof; rechargeable via USB; 2-stage battery indicator; includes Micro-USB charging cable

RUN TIME 2.2h (hi-power), 4 h (flashing)

SIZE white LED: (LxWxH) 59 x 35 x 34 mm; red LED: (LxWxH) 59 x 35 x 34 mm

MATERIAL plastic

WEIGHT 70 g



13976 white'n'white



13961 black'n'black



■ LIGHT LTD "WHITE LED"

white safety light with 3 LEDs; 25 lumen; 2 light functions: steady + flashing; reflector glass; silicone strap fastening; splashproof; includes batteries (2 x CR2032)

RUN TIME 20 h (hi-power), 60 h (flashing)

SIZE (LxWxH) 59 x 35 x 34 mm

MATERIAL plastic

WEIGHT 35 g



13948 blue'n'green



13946 grey'n'blue



13944 black'n'red



13940 black

■ LIGHT LTD "RED LED"


red safety light with 3 LEDs; 15 lumen; 2 light functions: steady + flashing; reflector glass; silicone strap fastening; splashproof; includes batteries (2 x CR2032)

RUN TIME 20 h (hi-power), 60 h (flashing)

SIZE (LxWxH) 59 x 35 x 34 mm

MATERIAL plastic

WEIGHT 35 g



13949 blue'n'green



13947 grey'n'blue



13945 black'n'red



13941 black

■ LIGHTING SET LTD

set consists of: CUBE LTD white LED + CUBE LTD red LED: safety light with 3 LEDs; 25 lumen (white), 15 lumen (red); 2 light functions: steady + flashing; reflector glass; silicone strap fastening; splashproof; includes batteries (4 x CR2032)

RUN TIME 20 h (hi-power), 60 h (flashing)

SIZE white LED: (LxWxH) 59 x 35 x 34 mm; red LED: (LxWxH) 59 x 35 x 34 mm

MATERIAL plastic

WEIGHT 70 g



13969 white'n'white



13950 black'n'black

■ HELMET MOUNT FOR LIGHTS

helmet mount for CUBE lights; suitable for PRO 18, PRO 25, PRO 50, HPA 500+

SIZE (LxWxH) 42 x 66 x 31 mm

MATERIAL polyester, plastic

WEIGHT 41 g



13939 black

■ LIGHT BRACKET FRONT LIGHT

tool-free bolted mount with angle adjustment (22-32mm bars); suitable for: PRO 18, PRO 25, PRO 50, HPA 500+

SIZE (LxWxH) 65 x 60 x 24 mm

MATERIAL plastic

WEIGHT 25 g



13986 black



+ **TECHNOLOGY FOR
YOUR ADVENTURE**
COMPUTERS





1 CLEAR DISPLAY

With loads of functions on hand, the display has been carefully designed to keep a clear overview of all the important information.

2 NEW SENSOR DESIGN

The speed sensor can be attached to the inside of the fork so as not to interrupt the bike's clean lines.





■ CYCLE COMPUTER PRO LITE

122 kHz wireless transmission; 21 functions; 2in1 system; auto start/stop; built-in tyre list; temperature; backlight

SIZE (LxWxH) 57 x 41 x 15 mm

MATERIAL plastic

COMPATIBLE WITH:

Handlebar Bracket Set with Speed Sensor
PRO

14060 black



14026 black'n'silver



271

■ CYCLE COMPUTER RACE PEAK

2.4 GHz digital coded wireless transmission; 34 functions including barometrical altitude; 2in1 system; auto detect bike1/bike2; auto start/stop; temperature; backlight

SIZE (LxWxH) 57 x 41 x 15 mm

MATERIAL plastic

COMPATIBLE WITH:

Handlebar Bracket Set with Speed Sensor
RACE

14061 black



14027 black'n'black



271

■ CYCLE COMPUTER RACE TRAIN

2.4 GHz digital coded wireless transmission; 34 functions including heart rate and cadence; 2in1 system; auto detect bike1/bike2; auto start/stop; temperature; backlight

SIZE (LxWxH) 57 x 41 x 15 mm

MATERIAL plastic

COMPATIBLE WITH:

Heart Rate Chest Belt RACE

14065 black

Cadence Set RACE

14063 black

Handlebar Bracket Set with Speed Sensor RACE

14061 black



14028 black n' anthracite metallic



271

■ CYCLE COMPUTER RACE TRAIN SET

computer RACE TRAIN set including heart rate chest belt and cadence sensor; 2.4 GHz digital coded wireless transmission; 34 functions including heart rate and cadence; 2in1 system; auto detect bike1/bike2; auto start/stop; temperature; backlight

SIZE (LxWxH) 57 x 41 x 15 mm

MATERIAL plastic

COMPATIBLE WITH:

Handlebar Bracket Set with Speed Sensor RACE

14061 black



14059 black n' anthracite metallic



271

■ CYCLE COMPUTER RACE EVO

2.4 GHz digital coded wireless transmission; compatible with smartphone via Bluetooth Smart; 50 functions including barometrical altitude, heart rate and cadence functions; 2in1 system; auto detect bike1/bike2; auto start/stop; temperature; backlight

SIZE (LxWxH) 57 x 41 x 15 mm

MATERIAL plastic

COMPATIBLE WITH:

Heart Rate Chest Belt RACE

14065 black

Cadence Set RACE

14063 black

Handlebar Bracket Set with Speed Sensor RACE

14061 black



14029 black n' blue metallic




271



+ **BECAUSE AIR
IS ESSENTIAL**
PUMPS





reddot design award
winner 2016

1 EZ-HEAD

The innovative pump head is compatible with Presta and Schrader valves. Simply push the head onto the valve with one hand for quick and easy tyre inflation.

2 PRECISE WORKMANSHIP

These high-quality pumps are manufactured to exacting standards. Precision grooves provide a solid grip and give the pumps a premium-quality finish.

3 HIGH-CLASS FINISH

Also from a visual point of view, the RACE FLEX pumps are perfect companions: a matt black, classic look is created with sandblasting and surface anodizations.

4 POLISHED INTERIOR

For optimised power transmission, the polished interior sides minimise the friction while pumping.





■ RACE MICRO

CNC-machined micro pump; Twist-Lock-Head for Dunlop, Presta and Schrader valves; handle locking; small size; including bracket; 120 psi max.

SIZE (L) 13.5 cm
MATERIAL CNC alloy
WEIGHT 70 g



14053 blue'n'black



14030 black



■ RACE FLEX HP

CNC-machined pump for high pressure; EZ-Head for Presta and Schrader valves; retractable hose; handle locking; including bracket; 120 psi max.

SIZE (L) 21 cm
MATERIAL CNC alloy
WEIGHT 112 g



40422 black




 red dot design award
 winner 2016

■ RACE FLEX HV

CNC-machined pump for high volume; EZ-Head for Presta and Schrader valves; retractable hose; handle locking; including bracket; 80 psi max.

SIZE (L) 21 cm

MATERIAL CNC alloy

WEIGHT 124 g



reddot design award
winner 2016

40423 black



267

■ RACE DUAL

CNC-machined pump with 2-stage pump system; switchable between hi-volume and hi-pressure; precise pressure gauge; EZ-Head for Presta and Schrader valves; 80-120 psi max.

SIZE (L) 22 cm

MATERIAL CNC alloy

WEIGHT 171 g



14032 black



267

■ RACE C02

alloy CO2 pump; EZ-Head for Presta and Schrader valves; dose function; freeze protection; incl. 16g CO2 cartridge

SIZE (LxWxH) 32.5 x 38 x 19.5 mm

MATERIAL alloy

WEIGHT 18 g



14033 black



267
268



■ RACE HYBRID HP

CNC-machined hybrid pump for high pressure; combination of mini pump and CO2 pump; EZ-Head for Presta and Schrader valves; retractable hose; handle locking; includes bracket and 16 g CO2 cartridge; 120 psi max.

SIZE (L) 21 cm

MATERIAL CNC alloy

WEIGHT 115 g



reddot design award
winner 2016

40434 black



267
268

■ RACE HYBRID HV

CNC-machined hybrid pump for high volume; combination of mini pump and CO2 pump; EZ-Head for Presta and Schrader valves; retractable hose; handle locking; includes bracket and 16 g CO2 cartridge; 80 psi max.

SIZE (L) 21 cm

MATERIAL CNC alloy

WEIGHT 128 g



reddot design award
winner 2016

14036 black



267
268

■ SHOCK PUMP

Schrader valve head; air extraction valve; 300 psi max.

SIZE (L) 24.2 cm

MATERIAL alloy

WEIGHT 210 g



40412 black'n'blue



267

■ FLOOR PUMP

Presta and Schrader valve head with quick release lever; plastic foot with integrated pressure gauge; 160 psi max.

SIZE (LxWxH) 21 x 18 x 63 cm

MATERIAL steel, plastic

WEIGHT 1100 g



40408 grey'n'black'n'blue



267

■ FLOOR PUMP HPA

Presta and Schrader valve head with quick release lever; steel foot with extra large pad; pressure gauge at the top; 160 psi max.

SIZE (LxWxH) 12 x 25 x 69 cm

MATERIAL alloy, steel

WEIGHT 1600 g



40407 white'n'black'n'red



267

+
**CUBE RACE
 FLEX SERIES
 WINNER 2016**

MORE INFORMATION ON PAGE 006



reddot design award
 winner 2016








SADDLES & GRIPS





SADDLES, GRIPS & BAR TAPE



RACE C:68 ZERO
📖 190



RACE SL
📖 191



TOUR EXC
📖 193



COMFORT EXC
📖 193



NATURAL FIT RACE PRO
📖 194



NATURAL FIT TOUR PRO
📖 194



NATURAL FIT COMFORT EXC
📖 195



NATURAL FIT RACE
📖 198



NATURAL FIT TOUR BAR ENDS
📖 199



NATURAL FIT BAR ENDS SHORT
📖 200



PERFORMANCE
📖 202



BAR ENDS
📖 202



SCR
📖 203




PRO
📖 204



FRITZZ
📖 205



BAR TAPE
📖 207



New standards in stiffness and lightness

The CUBE RACE C:68 ZERO is the newly developed high-end saddle by CUBE. This technological highlight is made of fibres with an increased amount of carbon, thus reducing the weight of the saddle and giving it a characteristic tile-look. Nano particles are incorporated to increase sturdiness, whilst ultra-high modulus fibres increase the stiffness.

+ FEATURES

- 1 **HIGH-END LIGHTWEIGHT DESIGN**
 - 2 **UNIQUE LOOK**
 - 3 **PERFORMANCE IMPROVING FEATURES**
 - 4 **ERGONOMIC CUTOUT**
-

■ RACE C:68 ZERO

RACE C:68 ZERO saddle with ergonomic cutout; C:68 technology; carbon rail; lightweight

SIZE M (145 mm)

MATERIAL C:68 carbon

WEIGHT (M) 100 g



11535 black

■ RACE C:68

RACE C:68 saddle with ergonomic cutout; C:68 technology; carbon rail; lightweight; padding level 0.5; microfibre upper

SIZE M (145 mm)

MATERIAL microfibre, C:68 carbon

WEIGHT M: 120 g



11534 black

■ RACE SL

RACE SL saddle with ergonomic recess; GF-reinforced nylon base; carbon rail; PU padding; padding level 1; microfibre upper; CUBE Protection Shield

SIZE S (135 mm), M (145 mm), L (155 mm)

MATERIAL microfibre, polyurethane, carbon, GF+nylon, TPE

WEIGHT S: 230 g, M: 252 g, L: 254 g



11532 white



11533 black





■ RACE PRO

RACE PRO saddle with ergonomic recess; GF-reinforced nylon base; titanium rail with laser print; PU padding; padding level 2; microfibre upper; CUBE Protection Shield

SIZE S (135 mm), M (145 mm), L (155 mm)

MATERIAL microfibre, polyurethane, titanium, GF+nylon, TPE

WEIGHT S: 294 g, M: 310 g, L: 330 g



11531 black

■ RACE EXC

RACE EXC saddle with ergonomic recess; GF-reinforced nylon base; CrMo rail with laser print; PU padding; padding level 2; microfibre upper

SIZE S (135 mm), M (145 mm), L (155 mm)

MATERIAL microfibre, polyurethane, CrMo, GF+nylon, TPE

WEIGHT S: 289 g, M: 317 g, L: 330 g



11530 black

■ TOUR EXC

TOUR EXC saddle with ergonomic recess; GF-reinforced nylon base; CrMo rail with laser print; PU padding; padding level 3; microfibre upper; CUBE Protection Shield

SIZE S (145 mm), M (155 mm), L (165 mm)

MATERIAL microfibre, polyurethane, CrMo, GF+nylon, TPE

WEIGHT S: 324 g, M: 338 g, L: 352 g



11536 black

■ COMFORT EXC

COMFORT EXC saddle with ergonomic recess; GF-reinforced nylon base; CrMo rail with laser print; PU padding; padding level 4; microfibre upper; CUBE Protection Shield

SIZE S (155 mm), M (165 mm), L (175 mm)

MATERIAL microfibre, polyurethane, CrMo, GF+nylon, TPE

WEIGHT S: 383 g, M: 380 g, L: 408 g



11537 black



■ NATURAL FIT RACE PRO

Natural Fit RACE PRO saddle with ergonomic cutout; GF-reinforced nylon base; titanium rail with laserprint; PU padding; Endurance Gel; shock X; padding level 2; microfibre upper; CUBE Protection Shield

SIZE S (135 mm), M (145 mm), L (155 mm)

MATERIAL microfibre, Endurance Gel, polyurethane, titanium, GF+nylon, polypropylene, TPE, shock X

WEIGHT S: 320 g, M: 334 g, L: 360 g



11526 black

■ NATURAL FIT RACE EXC

Natural Fit RACE EXC saddle with ergonomic cutout; GF-reinforced nylon base; CrMo rail with laser print; PU padding; Endurance Gel; padding level 2; microfibre upper

SIZE S (135 mm), M (145 mm), L (155 mm)

MATERIAL microfibre, Endurance Gel, polyurethane, CrMo, GF+nylon, TPE

WEIGHT S: 308 g, M: 313 g, L: 332 g



11525 black

■ NATURAL FIT TOUR PRO

Natural Fit TOUR PRO saddle with ergonomic cutout; GF-reinforced nylon base; titanium rail with laser print; PU padding; Endurance Gel; shock X; padding level 3; microfibre upper; CUBE Protection Shield

SIZE S (145 mm), M (155 mm), L (165 mm)

MATERIAL microfibre, Endurance Gel, polyurethane, titanium, GF+nylon, TPE, shock X

WEIGHT S: 380 g, M: 375 g, L: 385 g



11528 black

■ NATURAL FIT TOUR EXC

Natural Fit TOUR EXC saddle with ergonomic cutout; GF-reinforced nylon base; CrMo rail with laser print; PU padding; Endurance Gel; padding level 3; microfibre upper; CUBE Protection Shield

SIZE S (145 mm), M (155 mm), L (165 mm)

MATERIAL microfibre, Endurance Gel, polyurethane, CrMo, GF+nylon, TPE

WEIGHT S: 367 g, M: 360 g, L: 373 g



11527 black

■ NATURAL FIT COMFORT EXC

Natural Fit COMFORT EXC saddle with ergonomic cutout; GF-reinforced nylon base; CrMo rail with laser print; PU + memory foam padding; Endurance Gel; padding level 4; microfibre upper; CUBE Protection Shield

SIZE S (155 mm), M (165 mm), L (175 mm)

MATERIAL microfibre, Endurance Gel, polyurethane, memory foam, CrMo, GF+nylon, TPE

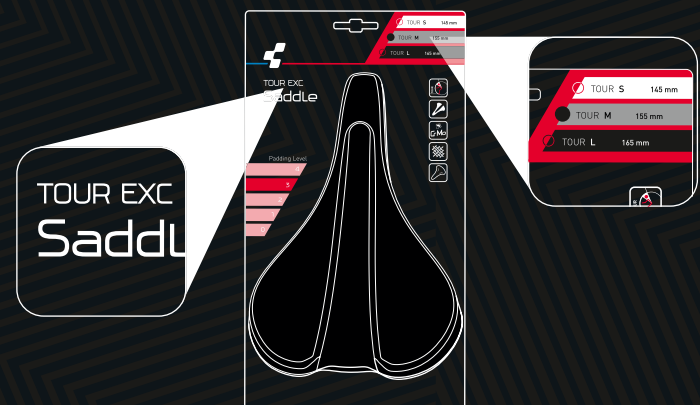
WEIGHT S: 414 g, M: 406 g, L: 402 g



11529 black


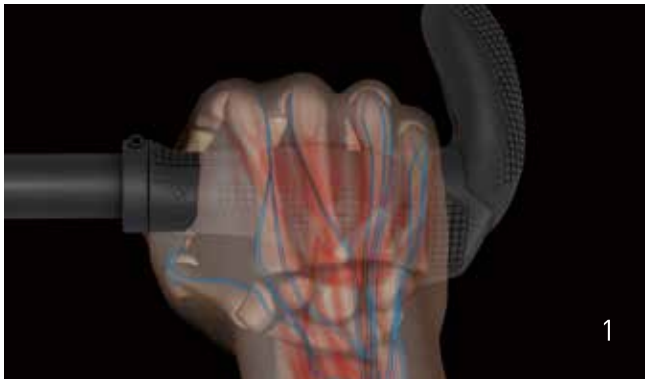
+ CUBE SADDLE FINDER


MORE INFORMATION ON **PAGE 010**



+ **PERFECT CONTROL**
THROUGH PERFECT
SHAPE

GRIPS





1 ERGONOMIC SUPPORT AREA

The differently sized support areas are designed according to biomechanical aspects to reduce peak stresses on the nerves running in your palm and thereby reduce or eliminate associated problems like numb fingers. By slightly varying the angle of the grips, feel and support can be customised according to your personal preferences.

2 ASYMMETRIC CROSS-SECTION

The oval shape closely follows the hand's anatomy when gripping and supports its natural function. CUBE Natural Fit grips are available in two sizes – grip size S for glove sizes up to 8, and grip size L for glove sizes 9 and bigger.

3 SHOCK X

The soft compound damps high-frequency vibrations effectively, minimising discomfort from poor road surfaces and reducing fatigue. It also delivers high levels of grip for optimum control and is highly abrasion resistant for durability.

4 INTERNAL CLAMPING

The clamping ring made from aluminium guarantees a secure fit with the handlebars. An accessible Allen screw makes the grips easy to fix.



■ NATURAL FIT RACE

CUBE Natural Fit ergonomic grips; triple-density material; slightly enlarged contact area; shock X material absorbs high-frequency vibrations; oval grip profile; differentiated surface pattern; integrated clamp; available in two diameters: grip size S recommended for glove size ≤ 8 , grip size L recommended for glove size ≥ 9

SIZE S, L

MATERIAL kraton, shock X, polypropylene



13175 black'n'grey

13177 black'n'green

13179 black'n'blue

13173 black'n'white



268
269

■ NATURAL FIT TOUR

CUBE Natural Fit ergonomic grips; triple-density material; enlarged contact area; shock X material absorbs high-frequency vibrations; oval grip profile; differentiated surface pattern; integrated clamp; available in two diameters: grip size S recommended for glove size ≤ 8 , grip size L recommended for glove size ≥ 9

SIZE S, L

MATERIAL kraton, shock X, polypropylene



13167 black'n'grey

13165 black'n'white



268
269

■ NATURAL FIT COMFORT

CUBE Natural Fit ergonomic grips; triple-density material; large contact area; shock X material absorbs high-frequency vibrations; oval grip profile; differentiated surface pattern; integrated clamp; available in two diameters: grip size S recommended for glove size ≤ 8 , grip size L recommended for glove size ≥ 9

SIZE S, L

MATERIAL kraton, shock X, polypropylene



13159 black'n'grey

13157 black'n'white



268
269



■ NATURAL FIT TOUR BAR ENDS SHORT

CUBE Natural Fit ergonomic grips; triple-density material; enlarged contact area; shock X material absorbs high-frequency vibrations; oval grip profile; differentiated surface pattern; integrated clamp; dual-density short bar ends; available in two diameters: grip size S recommended for glove size ≤ 8 , grip size L recommended for glove size ≥ 9

SIZE S, L

MATERIAL kraton, shock X, polypropylene



13190 black'n'grey



13189 black'n'white



268

■ NATURAL FIT TOUR BAR ENDS MEDIUM

CUBE Natural Fit ergonomic grips; triple-density material; enlarged contact area; shock X material absorbs high-frequency vibrations; oval grip profile; differentiated surface pattern; integrated clamp; dual-density medium bar ends; available in two diameters: grip size S recommended for glove size ≤ 8 , grip size L recommended for glove size ≥ 9

SIZE S, L

MATERIAL kraton, shock X, polypropylene



13171 black'n'grey



13169 black'n'white



268

■ NATURAL FIT COMFORT BAR ENDS MEDIUM

CUBE Natural Fit ergonomic grips; triple-density material; large contact area; shock X material absorbs high-frequency vibrations; oval grip profile; differentiated surface pattern; integrated clamp; dual-density bar ends medium; available in two diameters: grip size S recommended for glove size ≤ 8 , grip size L recommended for glove size ≥ 9

SIZE S, L

MATERIAL kraton, shock X, polypropylene



13163 black'n'grey



13161 black'n'white



268





■ NATURAL FIT COMFORT BAR ENDS LARGE

CUBE Natural Fit ergonomic grips; triple-density material; large contact area; shock X material absorbs high-frequency vibrations; oval grip profile; differentiated surface pattern; integrated clamp; dual-density large bar ends; available in two diameters: grip size S recommended for glove size ≤ 8 , grip size L recommended for glove size ≥ 9

SIZE S, L

MATERIAL kraton, shock X, polypropylene



13188 black'n'grey



13187 black'n'white



268

■ NATURAL FIT BAR ENDS SHORT

ergonomically optimised bar ends short; dual-density material; shock X material absorbs high-frequency vibrations; integrated lock-on clamp; fits all CUBE Natural Fit grips (COMFORT/TOUR/RACE)

SIZE (LxWxH) 26 x 35 x 75 mm

MATERIAL kraton, shock X, polypropylene



13194 black'n'grey



13193 black'n'white

■ NATURAL FIT BAR ENDS MEDIUM

ergonomically optimised medium bar ends; dual-density material; shock X material surface absorbs high-frequency vibrations; integrated lock-on clamp; fits all CUBE Natural Fit grips (COMFORT/TOUR/RACE)

SIZE (LxWxH) 26 x 35 x 96 mm

MATERIAL kraton, shock X, polypropylene



13182 black'n'grey



13181 black'n'white

■ NATURAL FIT BAR ENDS LARGE

ergonomically optimised large bar ends; dual-density material; shock X material surface absorbs high-frequency vibrations; integrated lock-on clamp; fits all CUBE Natural Fit grips (COMFORT/TOUR/RACE)

SIZE (LxWxH) 26 x 35 x 124 mm

MATERIAL kraton, shock X, polypropylene



13192 black'n'grey



13191 black'n'white

■ NATURAL FIT PLUGS FOR LARGE HANDLEBAR DIAMETER

ergonomically optimised Natural Fit plug; simple fitting; fits all CUBE Natural Fit grips (COMFORT/TOUR/RACE); for aluminium handlebars

SIZE (DxL) 31.8 x 40 mm

MATERIAL polypropylene



13184 black

■ NATURAL FIT PLUGS FOR SMALL HANDLEBAR DIAMETER

ergonomically optimised Natural Fit plug; simple fitting; fits all CUBE Natural Fit grips (COMFORT/TOUR/RACE); for carbon handlebars

SIZE (DxL) 31.8 x 40 mm

MATERIAL polypropylene



13186 black



■ PERFORMANCE

dual-density grip; anatomically oriented functional surfaces with differentiated structure provide optimum grip and comfort; asymmetric ends

SIZE (DxL) 29 x 130 mm

MATERIAL kraton



13198 black'n'blue



13196 black'n'grey



13197 black'n'white



13195 black'n'black



13199 black'n'green

■ BAR ENDS HPA

CNC aluminium bar ends with plastic cap; anodised; special CUBE design with laser print on both sides

SIZE (DxL) 22.2 x 119 mm

MATERIAL aluminium



11590 green



11591 blue



11593 white



11592 black



■ SCR

light mountain bike/enduro grips; especially convenient and comfortable; vibration damping; innovative mix of materials increases abrasion-resistance; includes bar plugs

SIZE (DxL) 32 x 130 mm

MATERIAL silicone foam



13152 black



13153 white



13154 red



13155 blue



13156 green

■ SECURITY HANDLEBAR END PLUGS 18MM

adjustable security handlebar end plugs for thin-walled aluminium handlebars with an inner diameter of > 18 mm; reusable due to rubber spread construction with socket screw; almost flush with the bar end; anodised end cap with laser print

SIZE (DxL) 22 x 35 mm

MATERIAL aluminium, rubber



13440 black



■ PRO

ergonomically optimised grips; abrasion-resistant and fine-pored EVA foam;
two anodised aluminium clamps with laser print

SIZE (DxL) 30.5 x 132.8 mm

MATERIAL EVA foam



13146 grey



13147 red



13148 blue



13149 black



13150 white



13151 green

■ FRITZZ

grips with dual-density technology; non-slip surface; two anodised aluminium clamps with laser print

SIZE (DxL) 29.5 x 139.5 mm

MATERIAL kraton



11230 black'n'black



11231 black'n'white



11232 black'n'blue



11233 black'n'red




11234 black'n'green



11235 black'n'grey





Steer in style and comfort

CUBE bar tape is colour-coordinated with our bikes and comes in a range of versions, from the good old disposable PU tape to the three-layer Natural Fit Comfort Tape with vibration-damping gel and silicone backing that can be removed and re-used without leaving residue. Improve your cockpit ergonomics even further with the damping Natural Fit Gel Pad Set that can be trimmed to fit your handlebars perfectly. It's also washable and re-usable, so it will see you through plenty of seasons.



OPTIONS

- 1 **CORK**
- 2 **RACE**
- 3 **CARBON**
- 4 **GRIP**
- 5 **COMFORT**
- 6 **PERFORMANCE**

■ NATURAL FIT COMFORT

excellent vibration damping thanks to Natural Fit gel coating; sweat-absorbing; anti-slip and comfortable roughened surface; reusable thanks to silicone on the bottom; good elasticity

SIZE (WxL) 30 x 2000 mm

MATERIAL EVA, silicone, gel



33031 white

33034 blue

33032 black



33033 red



269

■ NATURAL FIT GRIP

Natural Fit gel coating provides especially good vibration damping; surface is extremely non-slip and offers the best grip possible; CUBE design; reusable thanks to silicone on the bottom

SIZE (WxL) 30 x 2000 mm

MATERIAL polyurethane, silicone, gel



33044 grey

33043 black



33042 white



269

■ NATURAL FIT GEL PADS - SET

Shock-absorbing Natural Fit gel; highly flexible as can be trimmed to fit all racing bike bars; washable and reusable; self-adhesive and removable without leaving marks; structured surface in CUBE design; set with four pads

SIZE (LxWxH) 134 x 36 x 2.5 mm, (LxWxH) 164 x 92 x 2.5 mm

MATERIAL Natural Fit gel



13145 transparent



■ CORK

vibration damping; natural cork parts provide comfortable grip feeling; reusable thanks to silicone on the bottom; good elasticity

SIZE (WxL) 30 x 2000 mm

MATERIAL EVA, cork, silicone



33035 white



33036 black



33038 red



33039 blue



33040 green



■ RACE

light, durable, non-slip microfibre material with PU leather and perforation structure; reliable self-adhesive backing

SIZE (WxL) 30 x 2000 mm

MATERIAL microfibre, polyurethane-leather



33046 black



33045 white



■ CARBON

durable; carbon fibre look; damps vibrations; very elastic; reliable self-adhesive backing

SIZE (WxL) 30 x 2000 mm

MATERIAL polyurethane



33041 black



■ PERFORMANCE

lightweight non-slip microfibre bar tape; smooth perforated finish; velvety surface; reliable self-adhesive backing

SIZE (WxL) 30 x 2000 mm

MATERIAL microfibre, polyurethane-foam



33047 white



■ CUBE EDITION

CUBE Edition bicolour PU handlebar tape; high stretch; reliable self-adhesive backing

SIZE (WxL) 30 x 2000 mm

MATERIAL polyurethane



11861 white'n'blue

11862 black'n'white

11863 black'n'blue



11860 white'n'red



■ TEAM WANTY-GOBERT EDITION

TEAM Edition PU handlebar tape; high stretch; reliable self-adhesive backing

SIZE (WxL) 30 x 2000 mm

MATERIAL polyurethane



11864 flashred





ACCESSORIES





ACCESSORIES



CUBETOOL
📖 216



AXLE TOOLS
📖 216



CUBEGUARD PERFORMANCE
📖 219



CUBEGUARD RACE/CROSS
📖 220



CUBEGUARD DOWNTUBE
📖 221



CUBEGUARD JUNIOR
📖 222



CUBEGUARD JUNIOR DOWNTUBE
📖 222



CUBEGUARD DOWNHILL
📖 223



CUBEGUARD LATZZ
📖 224



CARRIERS
📖 226



KICKSTANDS
📖 228



BOTTLES
📖 230



BOTTLE CAGES
📖 234



PROTECTION COMPONENTS
📖 238



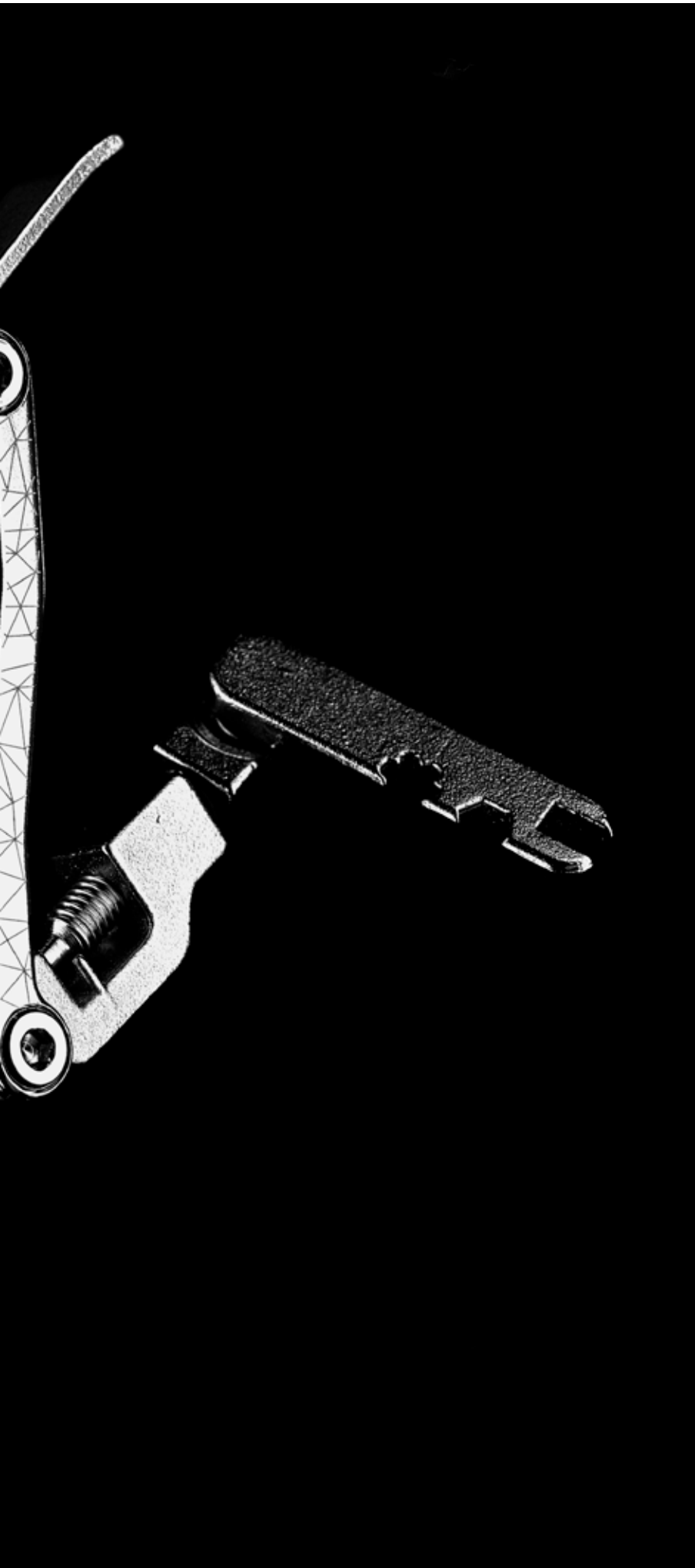
TYRE LEVERS
📖 241



BELLS
📖 241

+ **WELL EQUIPPED**
ON THE GO
TOOLS





1 ANODISED ALUMINIUM SIDE WALLS

This multi-tool is a desirable piece of kit. Its high-quality forged alloy frame and ergonomic design provide the perfect housing for the tool bits, while the colour-anodised surface is finished with anti-abrasion laser engraving to keep scratches at bay.

2 TOOL STEEL BITS

Impressively stable! The forged and hardened frame and precision CNC-machined tool steel deliver absolute precision and durability. A two-piece axle stops the bits from over-rotating and makes the multi-tool super easy and quick to use.

3 MINIMISED TOTAL WEIGHT

It's no fun being weighed down with heavy tools when out on the bike. This lightweight multi-tool's handy size makes it perfect for slipping into a jersey pocket or saddle bag. It's so compact and light that you're sure to take it along on every tour.

4 ROBUST CHAIN TOOL

Snapped your chain? The compact yet stable chain tool will get you back on your way in no time. The chain tool bit is easy to use and as a great added feature has an integrated spoke wrench for Mavic, 14g, 15g and Shimano.



■ CUBETOOL SMART

allen keys 3 mm 5 mm;
Phillips screwdriver;
Torx 25;
tire lever;
spoke wrenches (14g 15g Shimano Mavic);
chain tool

SIZE (LxWxH) 75 x 32 x 19 mm

MATERIAL frame: forged alloy / bits: chrome vanadium steel

WEIGHT 98 g



40393 blue chrom



40249 chrom

■ CUBETOOL 7 IN 1

Allen keys 2 mm 3 mm 4 mm 5 mm 6 mm;
Phillips screwdriver;
Torx 25

SIZE (LxWxH) 75 x 30 x 12 mm

MATERIAL frame: forged alloy / bits: chrome vanadium steel

WEIGHT 65 g



40394 blue chrom



40250 chrom

■ AXLE TOOL X-FIX TORX 25 & INBUS 5 MM

X-Fix knockout spindles key with quick release lever with 25 Nm torque; Torx 25 and 5 mm
Allen Keys are included

MATERIAL CrMo steel, delrin

WEIGHT 28 g



40398 black'n'silver

■ CUBETOOL 12 IN 1

Allen keys 2 mm, 2.5 mm, 3 mm, 4 mm, 5 mm, 6 mm;
Phillips screwdriver;
Torx 25;
Torx 10;
tire lever;
flat head screwdriver;
bottle opener

SIZE (LxWxH) 75 x 36 x 12 mm

MATERIAL frame: forged alloy / bits: chrome vanadium steel

WEIGHT 80 g



40395 blue chrom



40251 chrom

■ CUBETOOL 20 IN 1

Allen keys 2 mm, 2.5 mm, 3 mm, 4 mm, 5 mm, 6 mm, 8 mm;
Phillips screwdriver;
slotted screwdriver;
Torx 25;
Torx 10;
tire lever;
knife;
bottle opener;
spoke wrenches (14g, 15g, Shimano, Mavic);
chain tool

SIZE (LxWxH) 75 x 52 x 18 mm

MATERIAL frame: forged alloy / bits: chrome vanadium steel

WEIGHT 160 g



40396 blue chrom



40252 chrom

■ AXLE TOOL X-FIX INBUS 4 & 5 MM

X-Fix knockout spindles key with quick release lever with 25 Nm torque; 4 mm and 5 mm
Allen Keys are included

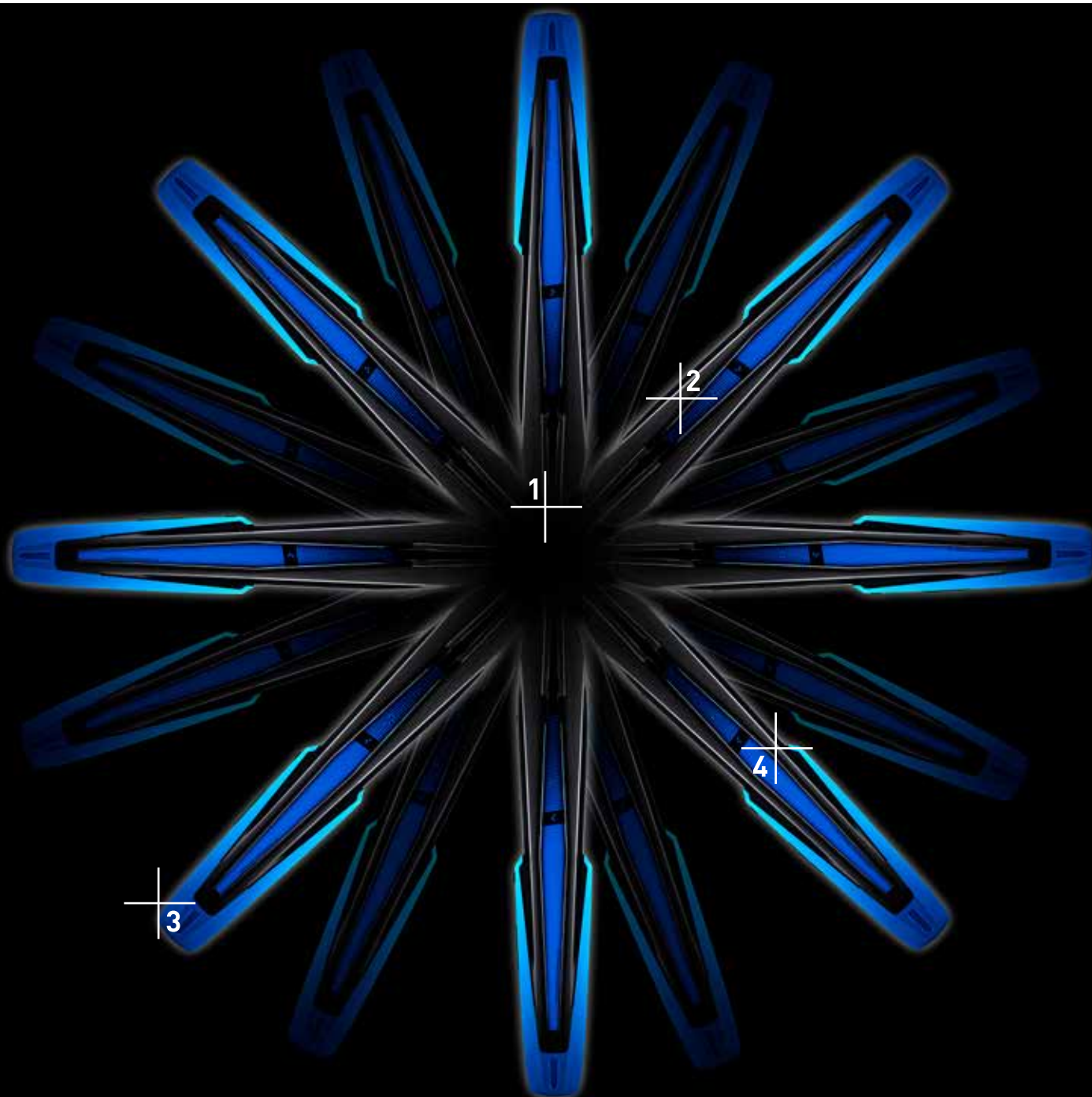
MATERIAL CrMo steel, delrin

WEIGHT 28 g



40399 black'n'silver





Mounted in a matter of seconds, and removed just as fast

This new mudguard series is thought through to the smallest detail and is designed for carefree daily use. The enduro style CUBEguards can be mounted and dismounted on 27.5 or 29 inch mountain bikes in seconds and can be adjusted accordingly with the help of the two-hinged arm. Rubber lining on the contact points prevents scratches and distortion. The bike can be prepared for any weather conditions in just a few steps. The matt finish, a scratch-safe sticker and a rubber safety lip round off the mudguard.

+ FEATURES

- 1 **QUICK MOUNTING**
 - 2 **PERFECTLY ADJUSTABLE**
 - 3 **RUBBER SAFETY LIP**
 - 4 **SCRATCH-PROOF STICKER**
-

■ CUBEGUARD PERFORMANCE 29" FRONT

removable front mudguard; can be fitted easily; fits nearly all suspension forks using the supplied adapters, which will accommodate steerer tubes with an inner diameter of 18-30 mm as well as tapered steerers; enduro-style for 29 inch mountainbikes; high quality scratch safe decal; matt-shiny surface finish; rubber lip

SIZE (WxL) 95 x 590 mm

MATERIAL polypropylene, rubber

WEIGHT 182 g



13709 black'n'blue



13710 black'n'white



13711 black'n'grey



13708 black'n'green



270

■ CUBEGUARD PERFORMANCE 29" REAR

mudguard rear; enduro-style for 29 inch mountainbikes; micro adjust strap; easily fitted without tools; fits all seat post diameters or can be mounted to the frame below the seatpost quick release; rubber coating prevents twist and protects paint; two joints for adjustability; high quality scratch safe decal; matt-shiny surface finish; rubber lip

SIZE (WxL) 95 x 600 mm

MATERIAL polypropylene, rubber

WEIGHT 225 g



13713 black'n'blue



13714 black'n'white



13715 black'n'grey



13712 black'n'green



270

■ CUBEGUARD PERFORMANCE 27.5" FRONT

removable front mudguard; can be fitted easily; fits nearly all suspension forks using the supplied adapters, which will accommodate steerer tubes with an inner diameter of 18-30 mm as well as tapered steerers; enduro-style for 26 and 27.5 inch mountainbikes; high quality scratch safe decal; matt-shiny surface finish; rubber lip

SIZE (WxL) 95 x 530 mm

MATERIAL polypropylene, rubber

WEIGHT 171 g



13701 black'n'blue



13702 black'n'white



13703 black'n'grey



13700 black'n'green



270



■ CUBEGUARD PERFORMANCE 27.5" REAR

mudguard rear; enduro-style for 26 and 27.5 inch mountainbikes; micro adjust strap; easily fitted without tools; fits all seat post diameters or can be mounted to the frame below the seatpost quick release; rubber coating prevents twist and protects paint; two joints for adjustability; high quality scratch safe decal; matt-shiny surface finish; rubber lip

SIZE (WxL) 95 x 550 mm

MATERIAL polypropylene, rubber

WEIGHT 212 g



13705 black'n'blue



13706 black'n'white



13707 black'n'grey

13704 black'n'green

■ CUBEGUARD RACE 26" / 28" CROSS FRONT

removable front mudguard; can be fitted easily; fits nearly all suspension forks using the supplied adapters, which will accommodate steerer tubes with an inner diameter of 18-30 mm as well as tapered steerers; optimized for 26 inch bikes, suitable also for several 28 inch bikes with suspension forks; high quality scratch safe decal; matt-shiny surface finish

SIZE (WxL) 80 x 550 mm

MATERIAL polypropylene

WEIGHT 145 g



13829 green'n'black



13827 blue'n'black



13820 black'n'grey



13831 white'n'black



■ CUBEGUARD RACE 26" / 28" CROSS REAR

removable rear mudguard; micro adjust strap; easily fitted without tools; fits all seat post diameters or can be mounted to the frame below the seatpost quick release; two joints are supplied; adaptable to different frame types; rubberized sections prevent twisting; high quality scratch safe decal; matt-shiny surface finish; optimized for 26 inch bikes, suitable also for several 28 inch bikes

SIZE (WxL) 80 x 500 mm

MATERIAL polypropylene

WEIGHT 178 g



13830 green'n'black



13828 blue'n'black



13821 black'n'grey



13832 white'n'black



■ CUBEGUARD DOWNTUBE

toolless fitting; mounted and removable within seconds with rubber holder; sponge rubber prevents twisting and scratches; compatible with most cable routings on the down tube

SIZE (WxL) 120 x 350 mm

MATERIAL polypropylene

WEIGHT 95 g



13835 black



■ CUBEGUARD JUNIOR DOWNTUBE

JUNIOR downtube mudguard; enduro-style for 20 and 24 inch junior bikes; tool-free fitting; quick release with rubber holder; vibration dampening; twist safe and scratch protected by shock X; compatible with most bikes; high quality scratch-safe decals; matt-shiny surface finish

SIZE (WxL) 115 x 253 mm

MATERIAL polypropylene, shock X

WEIGHT 72 g



13857 black'n'blue



13858 black'n'white



13859 black'n'grey



13856 black'n'green

■ CUBEGUARD JUNIOR 200 MUDGUARD REAR

JUNIOR mudguard rear in Enduro style for 20 inch junior bikes; universal clamp for safe mounting on seat post and seat tube; rubber coatings prevent twisting and protect the finish; optimal adjustability thanks to two-articulated arm; high-quality and scratch-resistant sticker completes the matte and shiny surface finish

SIZE (WxL) 95 x 455 mm

MATERIAL polypropylene

WEIGHT 162 g



13863 black'n'blue



13865 black'n'white



13867 black'n'grey



13861 black'n'green



271

■ CUBEGUARD 240/260 REAR

mudguard rear; Enduro style for 24 and 26 inch bikes; universal clamp for secure fixing to seatpost and seat tube; rubber coating prevents twist and protects paint; two joints for adjustability; high quality scratch safe decal; matt-shiny surface finish

SIZE (WxL) 95 x 530 mm

MATERIAL polypropylene

WEIGHT 182 g



13881 black'n'blue



13882 black'n'white



13883 black'n'grey



13880 black'n'green




271



■ CUBEGUARD DOWNHILL

protects from upward-splashing dirt; CUBE design quality plastic; includes 4 reusable cable ties; toolless fitting; optimized adjustment for maximum stability; super light

SIZE (WxL) 280 x 264 mm
MATERIAL polypropylene
WEIGHT 37.5 g



13868 black

■ CUBEGUARD SPLASH

protects from upward-splashing dirt; CUBE design quality plastic; toolless fitting; optimized adjustment for maximum stability; super light

SIZE (WxL) 107 x 420 mm
MATERIAL polypropylene
WEIGHT 21 g



13885 black

■ CUBEGUARD ATTAIN DISC

special design for all CUBE Attain Disc models; lightweight plastic mudguard; rubber prevents damage to the frame; adjustable for wheels (-28 mm width)

MATERIAL polypropylene



13777 black



■ CUBEGUARD LATZZ XC (100 - 130 MM)

protects the face from upward-splashing dirt; quick toolless fitting; very flexible due to elastic strap; washable (without fabric softener); for suspension forks from 100-130 mm

SIZE (WxL) 90 x 230 mm

MATERIAL elastane

WEIGHT 17 g



13836 black

■ CUBEGUARD LATZZ ENDURO (140 - 170 MM)

protects the face from upward-splashing dirt; quick toolless fitting; very flexible due to elastic strap; washable (without fabric softener); for suspension forks from 140-170 mm

SIZE (WxL) 90 x 225 mm

MATERIAL elastane

WEIGHT 19 g



13837 black

■ CUBEGUARD LATZZ DOWNHILL (180 - 200 MM)

protects the face from upward-splashing dirt; quick toolless fitting; very flexible due to elastic strap; washable (without fabric softener); for suspension forks from 180-200 mm

SIZE (WxL) 110 x 270 mm

MATERIAL elastane

WEIGHT 23 g



13838 black

■ CUBEGUARD TREKKING HPP 50 MM

mudguard set 28"; elaborate 2K plastic injection moulding; high rigidity; front and rear splash guard; easy mounting; internal cable routing; integrated reflector; incl. mounting material; rear attachment without stay possible

MATERIAL polypropylene

WEIGHT 700 g



13890 black

■ CUBEGUARD TREKKING PRO

protects against dirt; CUBE design; solid aluminium extrusion profile; hardware included; internal cable routing possible; 47 mm width

MATERIAL aluminium

WEIGHT 700 g



13884 black

■ TREKKING SET HPA

consisting of article 13887 CUBE Rear Carrier TREKKING 28"-29" black and article 13884 CUBE CUBEguard Trekking PRO black

MATERIAL aluminium

WEIGHT 1370 g



10393 black



■ IC E-BIKE REAR CARRIER

MATERIAL aluminium



13894 grey



13893 black

■ HYBRID BAG RAIL

upgradable pannier rail; suitable for CUBE CITY and TOUR Hybrid bikes; very light; includes protection sticker to protect the frame from scratches

MATERIAL aluminium



12027 black

■ IC CLAMP TREKKING

upgradable spring clamp for the CUBE IC (integrated carrier) system; long spring clamp for easy handling; usable with all GTS models using IC technology

MATERIAL aluminium, wire



13782 black

■ TENSION BELT MOUNT

additional product for all CUBE trekking bikes and e-bikes with integrated cargo rack where lashing straps can easily be hooked into

MATERIAL aluminium



13783 black

■ CARRIER ADAPTER

adapter system for all CUBE Carriers; connects baskets; bags with porter; mounting distance (LxW) 158 x 50 mm

SIZE (WxL) 120 x 230 mm

MATERIAL nylon, aluminium



13889 black

REAR CARRIER TREKKING 28"-29"

compatible with CUBE Carrier Adapter; suitable for 28 - 29 inch bikes; stable aluminium construction; rails for bags; 25 kg maximum load; rear light bracket; reflector bracket

SIZE (LxDxH) 385 x 190 x 415 mm

MATERIAL aluminium



13887 black

REAR CARRIER ADJUSTABLE 26"-29"

compatible with CUBE Carrier Adapter; suitable for 26 - 29 inch bikes; stable aluminium construction; rails for bags; 25 kg maximum load; rear light bracket; reflector bracket

SIZE (LxDxH) 370 x 190 x 415 mm

MATERIAL aluminium



13888 black

REAR CARRIER HEAVY DUTY 28"-29"

compatible with CUBE Carrier Adapter; suitable for 28 - 29 inch bikes; stable aluminium construction; rails for bags; 25 kg maximum load; rear light bracket; reflector bracket


SIZE (LxDxH) 410 x 190 x 415 mm

MATERIAL aluminium



13886 black





Indispensable helpers for everyday use

Leaning your bike against poles and walls isn't the best way to park. That's why we offer a kickstand fitting every single CUBE bike except our race models – from the 15" kids' bike all the way to a 29er hardtail.

Besides our universal stands that will fit almost any bike, we have a brand new Easy Mount stand that sets a new benchmark for mounting simplicity and system integration. It's compatible with many 2015 CUBE frames.

+ FEATURES

- 1 **EASY MOUNT**
 - 2 **FOR FRAME SIZES STARTING FROM 15 INCHES**
 - 3 **SUITABLE FOR 26 TO 29 INCH**
-

■ KICKSTAND CUBESTAND PRO

SIC CUBE integrated system; suitable for global travel series, Cross Lite series, SL road Pro/Race/SL, MTB Comp series, LTD series, all E-Bikes except Fullies and Carbon Bikes and Models with „Slip & Slide Dropout“ Technology; for 26 - 29 inch bikes from 15 inch frame size; maximum 25 kg; made in Germany

MATERIAL alloy



13816 black



271

■ KICKSTAND CUBESTAND CMPT

SIC CUBE integrated system; suitable for global travel series, Cross Lite series, SL road Pro/Race/SL, MTB Comp series, LTD series, all E-Bikes except Fullies and Carbon Bikes and Models with „Slip & Slide Dropout“ Technology; for 26 - 29 inch bikes from 15 inch frame size; maximum 25 kg

MATERIAL alloy



13817 black



271

■ KICKSTAND UNIVERSAL

suitable for 24 - 29 inch bikes; simple fitting

MATERIAL alloy



13802 black



271

■ KICKSTAND KID BIKES

suitable for CUBE kids bikes (CUBE Team Kid 240/260); length adjustable with inch markings; CUBE design

MATERIAL alloy



13800 black





Always have one for refreshment

All our water bottles come with the design features found in our entire range of bikes and accessories. They don't just fit your hydration needs, they also complement your CUBE bike nicely. They are manufactured in Italy, and feature a soft pop top and large screw-cap opening for easy filling and cleaning. Available in 0.5 and 0.75 litre sizes.

For special purposes we also offer a thermal bottle and a tool bottle.

+ FEATURES

- 1 **LARGE SCREW OPENING FOR OPTIMUM FILLING**
- 2 **SOFT TOP**
- 3 **BPA-FREE**

■ BOTTLE 0,5L ICON

manufactured in Italy; comfortably soft drinking cap; large screw opening for optimum filling

MATERIAL polyethylene

WEIGHT 51 g



13031 blue



13032 red



13033 transparent



13034 black



13035 green

■ BOTTLE 0,5L TEAMLINE

manufactured in Italy; comfortably soft drinking cap; large screw opening for optimum filling

MATERIAL polyethylene

WEIGHT 51 g



13030 white'n red





■ BOTTLE 0,75L ICON

manufactured in Italy; comfortably soft drinking cap; large screw opening for optimum filling

MATERIAL polyethylene

WEIGHT 63 g



13037 blue



13038 red



13039 transparent



13040 black



13041 green

■ BOTTLE 0,75L ICON TEAMLINE

manufactured in Italy; comfortably soft drinking cap; large screw opening for optimum filling

MATERIAL polyethylene

WEIGHT 63 g



13036 white'n'blue

■ TOOLBOTTLE 0,6L

manufactured in Italy; large screw opening for easy loading of tools and spare parts

MATERIAL polyethylene

WEIGHT 85 g



13042 black'n'grey'n'blue

■ BOTTLE THERMO 0,6L

manufactured in Italy; for temperature preservation of warm and cold drinks; comfortably soft drinking cap with dust cap; large screw opening for optimal filling and cleaning; funnel with max. 75° C hot drinks

MATERIAL polyethylene

WEIGHT 175 g



13043 black'n'grey'n'blue





Because the bottle won't stay on your frame without one

With our full range of bottle cages, from a basic tubular alloy model to a high-end carbon version, we have something to fit every CUBE bike. Each one is designed to provide a secure grip for your bottle and to be simple to use. As usual, the wide selection of colors and designs will satisfy even the most aesthetically demanding rider.

+ FEATURES

- 1 **EASY BOTTLE HANDLING**
 - 2 **STABLE BOTTLE HOLD**
 - 3 **CUBE COLOUR MATCHING**
-

■ BOTTLE CAGE HPP

optimized geometry for simple handling and safe bottle hold; colour selection matches CUBE product range

MATERIAL plastic

WEIGHT 36 g



13067 glossy black'n'white



13068 matt black'n'white



13069 matt black'n'flashred



13070 matt black'n'green



13071 matt black'n'blue



13072 glossy white'n'black



13073 matt white'n'black



13074 matt white'n'flashred



13075 glossy green'n'black



13076 matt flashred'n'black



13077 matt grey'n'black



13079 matt blue'n'black



■ BOTTLE CAGE HPA TOP CAGE

one-piece cold forged aluminium bottle cage; easy handling and secure bottle hold

MATERIAL alloy

WEIGHT 45 g



13059 black anodized

■ BOTTLE CAGE HPA-SIDECAGE

laterally usable bottle cage; perfectly suited for kids and ladies' bikes as well as small frame sizes

MATERIAL alloy

WEIGHT 37 g



13058 black anodized

■ BOTTLE CAGE HPA LEFT-HAND SIDECAGE

laterally usable bottle cage; perfectly suited for kids and ladies' bikes as well as small frame sizes; left-hand version

MATERIAL aluminium

WEIGHT 53 g



13064 black anodized

■ BOTTLE CAGE HPA 1,5L

aluminum bottle cage for transportation of 1.5l PET bottles; simple CUBE design

MATERIAL alloy

WEIGHT 142 g



13057 black anodized

■ BOTTLE CAGE HPA

aluminum bottle cage in CUBE design

MATERIAL alloy

WEIGHT 42 g



13012 matt black



13013 glossy white



13050 glossy black



13051 matt white



13052 matt blue



13053 matt green

■ BOTTLE CAGE HPC

very light carbon bottle cage; simple CUBE design; optimal price-performance ratio

MATERIAL carbon

WEIGHT 22 g



13066 3k carbon, matt black'n'white



13065 3k carbon, glossy black'n'white





Because your frame needs protection, too

Specifically developed to work with our frames, we have an assortment of protection tapes and stickers for the down tube and chain stays. An innovative highlight is our HPX chainstay protector which guarantees maximum protection by introducing a layer of shock X to the system. Our universal neoprene chain stay protectors can be attached to almost any bike.

+ FEATURES

- 1 **EASY MOUNT WITH CABLE TIES**
- 2 **SHOCK X MATERIAL**
- 3 **OPTIMISED CUBE FITTING**

■ CHAIN STAY PROTECTION HARDTAIL

optimized for most CUBE MTB hardtails; special CUBE design

SIZE (WxL) 98-120 x 260 mm

MATERIAL neoprene

WEIGHT 30 g



13300 black

■ CHAIN STAY PROTECTION FULLY

optimized for most CUBE MTB Fullies; special CUBE design

SIZE (WxH) 98-118 x 215 mm

MATERIAL neoprene

WEIGHT 24 g




13301 black

■ CHAIN STAY PROTECTION HPX

universal chain stay protection; low profile; low weight; vibration damping shock X material; simple fitting via cable tie; adjustable to most CUBE frames

MATERIAL polypropylene, shock X

WEIGHT 27 g



13303 black'n'blue



13304 black'n'green



13302 black'n'grey

■ CHAIN STAY PROTECTION HARDTAIL CARBON

suitable for CUBE Hardtail carbon; also suitable for matt frames; foil weight 6 g; extra thick (1.5 mm); self-adhesive; removable without leaving marks

MATERIAL 3M Sticker



11705 carbon

■ CHAIN STAY PROTECTION AMS SHPC

suitable for AMS SHPC; also suitable for matt frames; foil weight 5.5 g; extra thick (1.5 mm); self-adhesive; removable without leaving marks

MATERIAL 3M sticker



11706 carbon



■ BATTERY COVER

roughened, insulating neoprene; notch for on/off button and battery display; reflective print; small pouch for money, keys etc.

MATERIAL 100% neoprene



12028 black

■ FRAME PROTECTION MTB CARBON

suitable for CUBE carbon bikes; also suitable for matt frames; extra thin (0.2 mm); foil weight 12.4 g; weatherproof; UV-stable; self-adhesive; transparent; removable without leaving marks

MATERIAL 3M Sticker



11700 transparent

■ FRAME PROTECTION MTB

suitable for CUBE aluminum bikes; also suitable for matt frames; extra thin (0.2 mm); foil weight 10.9 g; weatherproof; UV-stable; self-adhesive; transparent; removable without leaving marks

MATERIAL 3M sticker



11701 transparent

■ FRAME PROTECTION ROAD

suitable for CUBE racing bikes; also suitable for matt frames; extra thin (0.2 mm); foil weight 9.7 g; weatherproof; UV-stable; self-adhesive; transparent; removable without leaving marks

MATERIAL 3M sticker



11702 transparent

■ FRAME PROTECTION CARBON

suitable for CUBE carbon bikes; also suitable for matt frames; foil weight 18.6 g; extra thick (1.5 mm); self-adhesive; removable without leaving marks

MATERIAL 3M sticker



11703 carbon

■ STONE GUARD CARBON

also suitable for matt frames; extra thin (0.2 mm); weatherproof; UV-stable; self-adhesive; removable without leaving marks; eight stickers

MATERIAL 3M sticker



11704 transparent

■ TIRE LEVER HPP

one pair; including rubber band for fixation

MATERIAL POM



40246 black

■ DISPLAY BOX TIRE LEVER HPP

includes a total of 20 pairs in black; delivery with rubber bands for fixation

SIZE (LxWxH) 17 x 14 x 10 cm

MATERIAL POM



40248 black

■ BELL I LOVE MY CUBE

iconic CUBE bell; diameter 22-25 mm; screw cap

MATERIAL alloy, plastic



15050 black'n'white'n'red

■ BELL BOX I LOVE MY CUBE

iconic CUBE bell box with 16 bells; diameter 22-25 mm; screw cap

SIZE (DxH) 45 x 30 mm

MATERIAL alloy, plastic



15061 black'n'white'n'red

■ BELL DFB EDITION „DIE MANNSCHAFT“

limited Edition for European Football Championship; suitable for left and right fitting; diameter 22-24 mm; screw cap

MATERIAL steel, plastic



15049 black





A photograph of a cyclist riding a mountain bike on a rocky trail. The cyclist is wearing a red and orange jacket and a backpack. The trail is rocky and overlooks a valley with green hills. The sky is cloudy. The text "BIKE PARTS" is overlaid on the image.

BIKE PARTS



BIKE PARTS



BARS
📖 245



FRONT PLATES
📖 249



STEMS
📖 250



SEAT POSTS
📖 251



PEDALS
📖 253



BRAKE PADS
📖 254



INNER TUBES
📖 260



TYRES
📖 262



SPACERS
📖 262



SPARE PARTS
📖 263



■ HANDLEBAR RISER TRAIL PRO

high quality alloy 2014 T6 riser bar; suitable for mountain bikes; wide and sporty MTB bar

SIZE (DxLxRxBS) 31.8 x 760 x 20 mm x 9°

MATERIAL DB alloy

WEIGHT 288 g



13438 glossy black'n'grey

■ HANDLEBAR RISER TRAIL PRO

high quality alloy 2014 T6 high-riser bar; suitable for mountain bikes; wide and sporty MTB bar

SIZE (DxLxRxBS) 31.8 x 760 x 38 mm x 9°

MATERIAL DB alloy

WEIGHT 303 g



13439 glossy black'n'grey

■ HANDLEBAR RISER TRAIL PRO

high-end alloy 2014 T6 low rise MTB bar; suitable for mountain bikes;
wide and sporty MTB bar

SIZE (DxLxHxBs) 31.8 x 720 x 15 mm x 8°

MATERIAL DB alloy

WEIGHT 262 g



13445 glossy black'n'grey

■ HANDLEBAR FLAT RACE PRO

high-end double-buttend handlebar made of high-quality 2014 T6 alloy;
flat bar wide and sporty MTB handlebar

SIZE (DxLxBs) 31.8 x 720 mm x 8°

MATERIAL DB alloy

WEIGHT 253 g



13444 glossy black'n'grey

■ HANDLEBAR FLAT RACE PRO CARBON

straight high-end carbon handlebar; suitable for mountain bikes; wide and sporty bar;
very light

SIZE (DxLxBs) 31.8 x 740 mm x 8°

MATERIAL carbon

WEIGHT 230 g



13447 glossy black'n'grey

■ HANDLEBAR RISER TRAIL PRO CARBON

high-end carbon low riser bar; double-buttet; suitable for mountain bikes;
wide and sporty bar; very light

SIZE (DxLxHxBs) 31.8 x 750 x 15 mm x 9°

MATERIAL carbon

WEIGHT 238 g



13446 glossy black'n'grey

■ HANDLEBAR COMFORT SHAPE

slightly raised and swept back handlebar; suitable for trekking bikes

SIZE (DxLxBs) 31.8 x 660 mm x 35°

MATERIAL 6061 alloy

WEIGHT 230 g



13448 glossy black'n'grey

■ ROAD BAR WING RACE

Wing Contact Shape: aerodynamic; ergonomic hand contact surface reduces strain

SIZE

(DxW) 31.8 x 400 mm

(DxW) 31.8 x 420 mm

(DxW) 31.8 x 440 mm

MATERIAL 6061 alloy

WEIGHT 324 g



13441 glossy black'n'grey

■ ROAD BAR WING RACE CARBON

Wing Contact Shape: aerodynamic; ergonomic hand contact surface reduces strain; very light

SIZE

(DxW) 31.8 x 400 mm

(DxW) 31.8 x 420 mm

(DxW) 31.8 x 440 mm

MATERIAL carbon



13443 glossy black'n'grey

■ FRONT PLATES

3D forged alloy with CNC milled CUBE logo; four-point handlebar clamp

MATERIAL Aluminium

WEIGHT 16 g



13493 black



13494 grey



13495 red



13496 blue



13497 flashed



13498 white



13499 neon green

■ STEM PERFORMANCE PRO 6°

3D forged alloy; four-point handlebar clamp

SIZE

(DxL) 31.8 x 75 mm x 6°

(DxL) 31.8 x 90 mm x 6°

(DxL) 31.8 x 110 mm x 6°

MATERIAL 6061 alloy

GEWICHT 141 g



13385 glossy black'n'grey

■ STEM PERFORMANCE PRO 17°

3D forged alloy; four-point handlebar clamp

SIZE

(DxL) 31.8 x 75 mm x 17°

(DxL) 31.8 x 90 mm x 17°

(DxL) 31.8 x 110 mm x 17°

MATERIAL 6061 alloy

GEWICHT 148 g



13387 glossy black'n'grey

■ STEM PERFORMANCE PRO 35°

3D forged alloy; four-point handlebar clamp

SIZE

(DxL) 31.8 x 75 mm x 35°

(DxL) 31.8 x 90 mm x 35°

(DxL) 31.8 x 110 mm x 35°

MATERIAL 6061 alloy

GEWICHT 158 g



13386 glossy black'n'grey

SEATPOST PERFORMANCE MOTION

light carbon seatpost with Flex Boost; damps vibrations, comfortable; screw allows individual adjustment of seat angle; etched scale ensures safe fitting

SIZE

(DxL) 31.6 x 400 mm

(DxL) 30.9 x 400 mm

MATERIAL carbon

GEWICHT 307 g



13490 glossy black'n'grey

SEATPOST PERFORMANCE MOTION

light carbon seatpost with Flex Boost; damps vibrations, comfortable; 27.2 mm diameter; screw allows individual adjustment of seat angle; etched scale ensures safe fitting

SIZE (DxL) 27.2 x 350 mm

MATERIAL carbon

GEWICHT 307 g



13491 glossy black'n'grey

SEATPOST PROLIGHT

light alloy seatpost with 31.6 mm diameter; 12 mm of layback for optimum riding position; screw allows individual adjustment of seat angle; etched scale ensures safe fitting

SIZE

(DxL) 31.6 x 400 mm

(DxL) 30.9 x 400 mm


(DxL) 27.2 x 400 mm

MATERIAL alloy 6061

GEWICHT 329 g



13492 glossy black'n'grey



Slasher – the all mountain bottle opener

These are a real eye-catcher for any bike. The re-designed flat pedal is lighter than ever and features an integrated bottle opener that will be the highlight of every tour and the post-ride chill-out. But the Slasher has much more to offer. An ultra-flat profile translates to a lighter pedal and the chamfered edges give improved clearance in the corners. This high-performance flat pedal features three sets of bearings in the aluminium body, an intricate two-tone CNC finish and ten replaceable pins on each side.

+ FEATURES

- 1 **2-TONE CNC FINISH**
- 2 **ULTRA-SLIM PROFILE**
- 3 **INTEGRAL BOTTLE OPENER**
- 4 **THREE SETS OF BEARINGS**

■ PEDALS SLASHER

light flat pedal; CNC-machined aluminium body and CrMo axle; chamfered edges for improved clearance in curves; big platform; extremely low profile; ten replaceable pins per side; including washers to adjust pin length; sealed cartridge friction bearing and two sealed industrial bearings; elaborate two-tone CNC finish; integrated bottle opener

SIZE (LxBxH) 108x108x14mm

MATERIAL Aluminium

WEIGHT 390 g



14110 black



14112 blue



14114 grey



14113 red

■ PEDALS ALL MOUNTAIN

light flat pedal; CNC-machined; low profile; concave foot bed; ten replaceable pins per side; industrial bearings and LSL bushing

SIZE (LxBxH) 105 x 95 x 17 mm

MATERIAL alloy

WEIGHT 366 g



14162 blue



14159 black



14160 silver brushed



14161 green



14163 red

■ AVID ELIXIR/SRAM GUIDE

MATERIAL sintered

MATERIAL organic



10000 red



10001 blue

■ AVID JUICY 3/5/7

MATERIAL sintered

MATERIAL organic



10002 red



10003 blue

■ FORMULA MEGA/R1/RX/THE ONE/RO/RC TUNE

MATERIAL sintered

MATERIAL organic



10004 red



10005 blue

■ FORMULA ORO

MATERIAL sintered

MATERIAL organic



10006 red




10007 blue

■ HAYES HFX 9

MATERIAL sintered

MATERIAL organic



10008 red



10009 blue

■ HAYES STROKER RYDE/RADAR

MATERIAL sintered

MATERIAL organic



10010 red




10011 blue

■ HAYES STROKER TRAIL

MATERIAL sintered

MATERIAL organic



10012 red



10013 blue

■ MAGURA CLARA 2001/LOUISE FR

MATERIAL sintered

MATERIAL organic



10014 red



10015 blue

■ MAGURA JULIE

MATERIAL sintered

MATERIAL organic



10016 red



10017 blue

■ MAGURA LOUISE BAT/LOUISE CARBON

MATERIAL sintered

MATERIAL organic



10018 red



10019 blue

■ MAGURA MARTA

MATERIAL sintered

MATERIAL organic



10020 red



10021 blue

■ SHIMANO XTR BR-M9000/9020/M985, XT BR-M8000/M785, SLX BR-M666, ALFINE BR-S700

MATERIAL sintered

MATERIAL organic



10022 red



10023 blue

■ SHIMANO DEORE BR-M505/515/525/445/446

MATERIAL sintered

MATERIAL organic



10024 red



10025 blue

■ SHIMANO DEORE XT/BR-M755

MATERIAL sintered

MATERIAL organic



10026 red



10027 blue

■ SHIMANO NEXAVE/BR-M555

MATERIAL sintered

MATERIAL organic



10028 red



10029 blue

■ SHIMANO NEW SAINT

MATERIAL sintered

MATERIAL organic



10030 red



10031 blue

■ SHIMANO XT2000/XTR

MATERIAL sintered

MATERIAL organic



10032 red



10033 blue

■ MAGURA MT-2-4-6-8

MATERIAL sintered

MATERIAL organic



10039 red

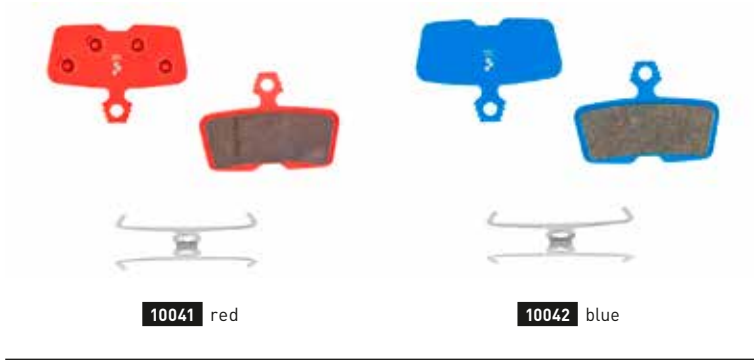


10040 blue

■ AVID CODE 2011

MATERIAL sintered

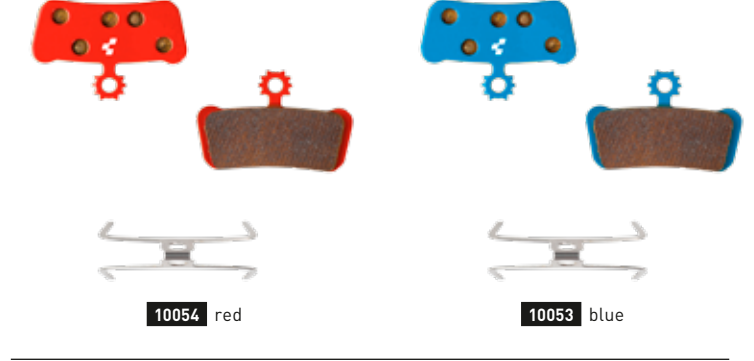
MATERIAL organic



■ AVID ELIXIR TRAIL X0/X9/X7, SRAM GUIDE R

MATERIAL sintered

MATERIAL organic



■ MAGURA MT5

MATERIAL sintered

MATERIAL organic



■ MAGURA MT7

MATERIAL sintered

MATERIAL organic




■ 1-PIECE REGULAR ROAD BRAKE SHOES

MATERIAL alloy, rubber



■ 2-PIECE REPLACEABLE ROAD BRAKE SHOES

MATERIAL alloy, rubber



■ REPLACEMENT PADS FOR 2-PIECE ROAD BRAKE SHOES ■ 1-PIECE REGULAR V BRAKE SHOES

MATERIAL rubber



10036 black


MATERIAL rubber



10037 black

■ REPLACEMENT PADS FOR 2-PIECE ROAD BRAKE SHOES ■ 2-PIECE V-BRAKE SHOES

MATERIAL rubber



10043 triple color

MATERIAL alloy, rubber



10044 triple color



■ 2-PIECE V-BRAKE SHOES

MATERIAL alloy, rubber



10045 silver'n'black



■ 1-PIECE BRAKE STANDARD

MATERIAL rubber



10046 triple color



REPLACEMENT PADS FOR 2-PIECE V-BRAKE

MATERIAL rubber



10047 triple color

REPLACEMENT PADS FOR 2-PIECE V-BRAKE

MATERIAL rubber



10048 black

1-PIECE BRAKE SHOES FOR CANTILEVER-BRAKE

MATERIAL rubber



10049 silver'n'black

2-PIECE BRAKE SHOES FOR CANTILEVER-BRAKE

MATERIAL alloy, rubber



10050 silver'n'black

REPLACEMENT PADS FOR HYDRAULIC BRAKE SHOES

MATERIAL rubber



10051 black

2-PIECE BRAKE ROAD

MATERIAL alloy, rubber



10052 triple color

■ INNER TUBE 12" JUNIOR/MTB AV 35MM

the rubber compound's purity and the even wall thickness make our standard inner tube very reliable and durable

MATERIAL rubber

13528

■ INNER TUBE 12" JUNIOR/MTB DV 26MM

the rubber compound's purity and the even wall thickness make our standard inner tube very reliable and durable

MATERIAL rubber

13529

■ INNER TUBE 16" JUNIOR/MTB AV 35MM

the rubber compound's purity and the even wall thickness make our standard inner tube very reliable and durable

MATERIAL rubber

13530

■ INNER TUBE 16" JUNIOR/MTB DV 26MM

the rubber compound's purity and the even wall thickness make our standard inner tube very reliable and durable

MATERIAL rubber

13531

■ INNER TUBE 20" JUNIOR/MTB AV 35MM

the rubber compound's purity and the even wall thickness make our standard inner tube very reliable and durable

MATERIAL rubber

13532

■ INNER TUBE 20" JUNIOR/MTB DV 40MM

the rubber compound's purity and the even wall thickness make our standard inner tube very reliable and durable

MATERIAL rubber

13533

■ INNER TUBE 24" JUNIOR/MTB AV 35MM

The rubber compound's purity and the even wall thickness make our standard inner tube very reliable and durable

MATERIAL rubber

13534

■ INNER TUBE 24" JUNIOR/MTB DV 40MM

the rubber compound's purity and the even wall thickness make our standard inner tube very reliable and durable

MATERIAL rubber

13535

■ INNER TUBE 24" JUNIOR/MTB SV 40MM

the rubber compound's purity and the even wall thickness make our standard inner tube very reliable and durable

MATERIAL rubber

13536

■ INNER TUBE 26" MTB AGV 40MM

the rubber compound's purity and the even wall thickness make our standard inner tube very reliable and durable

MATERIAL rubber

13537

■ 100-PCS SET

13555

■ INNER TUBE 26" MTB AGV 40MM DOWNHILL

extremely sturdy; a reinforced rubber bumper protects from feared valve tearings; only available in downhill sizes; those who want large volume at low weight choose extralight

MATERIAL rubber

13538

■ INNER TUBE 26" MTB DV 40MM

the rubber compound's purity and the even wall thickness make our standard inner tube very reliable and durable

MATERIAL rubber

13539

■ 100-PCS SET

13556

■ INNER TUBE 26" MTB SV 40MM

the rubber compound's purity and the even wall thickness make our standard inner tube very reliable and durable

MATERIAL rubber

13540

■ 100-PCS SET

13557

■ INNER TUBE 27,5" / 29" MTB AGV 40MM

the rubber compound's purity and the even wall thickness make our standard inner tube very reliable and durable

MATERIAL rubber

13543

■ 100-PCS SET

13558

■ INNER TUBE 27,5" / 29" MTB SV 40MM EXTRA LIGHT

reduced weight; same reliability such as standard

MATERIAL rubber

13547

■ INNER TUBE 28" TREKKING DV 40MM

the rubber compound's purity and the even wall thickness make our standard inner tube very reliable and durable

MATERIAL rubber

13549

■ 100-PCS SET

13561

■ INNER TUBE 28" ROAD SV 40MM

the rubber compound's purity and the even wall thickness make our standard inner tube very reliable and durable

MATERIAL rubber

13551

■ 100-PCS SET

13563

■ INNER TUBE 28" ROAD SV 60MM EXTRA LIGHT

reduced weight; same reliability such as standard

MATERIAL rubber

13553

■ INNER TUBE 26" MTB SV 40MM EXTRA LIGHT

reduced weight; same reliability such as standard

MATERIAL rubber

13541

■ INNER TUBE 27,5" / 29" MTB SV 40MM

the rubber compound's purity and the even wall thickness make our standard inner tube very reliable and durable

MATERIAL rubber

13545

■ 100-PCS SET

13559

■ INNER TUBE 28" TREKKING AGV 40MM

the rubber compound's purity and the even wall thickness make our standard inner tube very reliable and durable

MATERIAL rubber

13548

■ 100-PCS SET

13560

■ INNER TUBE 28" TREKKING SV 40MM

the rubber compound's purity and the even wall thickness make our standard inner tube very reliable and durable

MATERIAL rubber

13550

■ 100-PCS SET

13562

■ INNER TUBE 28" ROAD SV 60MM

the rubber compound's purity and the even wall thickness make our standard inner tube very reliable and durable

MATERIAL rubber

13552

■ INNER TUBE 28" ROAD SV 40MM EXTRA LIGHT

reduced weight; same reliability such as standard

MATERIAL rubber

13554

■ TIRE CUBIE

suitable for 12 inch bikes

MATERIAL rubber



13666 black

■ TIRE KIDS 160

suitable for 16 inch bikes

MATERIAL rubber



13667 black'n'white

■ TIRE KIDS 160

suitable for 16 inch bikes

MATERIAL rubber



13668 black'n'white

■ TIRE KIDS 160

suitable for 16 inch bikes

MATERIAL rubber



13675 black

■ TIRE KIDS 200

suitable for 20 inch bikes

MATERIAL rubber



13669 black'n'white

■ TIRE KIDS 200

suitable for 20 inch bikes

MATERIAL rubber



13670 black

■ TIRE KIDS 240

suitable for 24 inch bikes

MATERIAL rubber



13671 black

■ TIRE KIDS 240

suitable for 24 inch bikes

MATERIAL rubber



13672 black'n'white

■ SPACER SET

ultralight alloy spacer set

SIZE (DxH) 1-1/8" x 5 mm / 1-1/8" x 10 mm / 1-1/8" x 15 mm

MATERIAL alloy



10407 red



10404 black



10405 blue



10406 green

■ SPACER SET

ultralight carbon spacer set

SIZE (DxH) 1-1/8" x 5 mm / 1-1/8" x 10 mm / 1-1/8" x 15 mm

MATERIAL carbon



10400 carbon





SPARE PARTS - HELMETS



HELMET FIDLOCK BUCKLE

16021

for AM RACE	black'n'black	16044	☐ 099
for AM RACE	black'n'white	16045	☐ 099
for AM RACE	white'n'black	16046	☐ 099
for AM RACE	grey'n'blue	16047	☐ 099
for AM RACE	orange'n'white	16048	☐ 099
for AM RACE	green'n'white	16049	☐ 099
for AM RACE	blue'n'orange	16050	☐ 099
for AM RACE	iceblue'n'white	16051	☐ 099



CHIN PADS

16070

for CMPT	black'n'white	16030	☐ 102
for CMPT	white'n'black	16032	☐ 102
for CMPT	grey'n'blue	16033	☐ 102
for CMPT	blue'n'orange	16034	☐ 102
for CMPT	orange'n'blue	16035	☐ 102
for CMPT	iceblue'n'white	16037	☐ 102
for PRO	Teamline white	16038	☐ 100
for PRO	Teamline black	16039	☐ 100
for PRO	Blackline	16040	☐ 100
for PRO	white'n'blue	16041	☐ 100
for PRO	grey'n'blue	16042	☐ 100
for CMPT YOUTH	green triangle	16052	☐ 103
for CMPT YOUTH	pink triangle	16053	☐ 103
for CMPT YOUTH	team triangle	16054	☐ 103
for CMPT YOUTH	grey grunge	16055	☐ 103
for PRO JUNIOR	polygon rainbow	16057	☐ 104
for PRO JUNIOR	skulls	16058	☐ 104
for PRO JUNIOR	orange	16059	☐ 104
for PRO JUNIOR	green triangle	16060	☐ 104
for PRO JUNIOR	pink triangles	16061	☐ 104
for PRO JUNIOR	green	16062	☐ 104
for DIRT	black	16063	☐ 105
for DIRT	white	16064	☐ 105
for DIRT	blue	16065	☐ 105
for DIRT	pink	16066	☐ 105
for DIRT	flashred	16067	☐ 105
for DIRT	green	16068	☐ 105
for CMPT lite	black metallic	16097	☐ 102
for CMPT lite	sunburst metallic	16098	☐ 102
for CMPT lite	iceblue metallic	16099	☐ 102
for TOUR	black	16112	☐ 101
for TOUR	white	16113	☐ 101
for TOUR	petrol	16114	☐ 101
for TOUR+	black	16115	☐ 101
for TOUR lite	black metallic	16117	☐ 101
for TOUR lite	sunburst metallic	16118	☐ 101
for TOUR lite	iceblue metallic	16119	☐ 101



PRO FIT SYSTEM 2.0

16085

for PRO	Teamline white	16038	☐ 100
for PRO	Teamline black	16039	☐ 100
for PRO	Blackline	16040	☐ 100
for PRO	white'n'blue	16041	☐ 100
for PRO	grey'n'blue	16042	☐ 100


CMPT FIT SYSTEM
16071

for CMPT	black'n'white	16030	☐ 102
for CMPT	white'n'black	16032	☐ 102
for CMPT	grey'n'blue	16033	☐ 102
for CMPT	blue'n'orange	16034	☐ 102
for CMPT	orange'n'blue	16035	☐ 102
for CMPT	iceblue'n'white	16037	☐ 102
for CMPT YOUTH	green triangle	16052	☐ 103
for CMPT YOUTH	pink triangle	16053	☐ 103
for CMPT YOUTH	team triangle	16054	☐ 103
for CMPT YOUTH	grey grunge	16055	☐ 103
for CMPT lite	black metallic	16097	☐ 102
for CMPT lite	sunburst metallic	16098	☐ 102
for CMPT lite	iceblue metallic	16099	☐ 102


CMPT PADS
16072

for CMPT	black'n'white	16030	☐ 102
for CMPT	white'n'black	16032	☐ 102
for CMPT	grey'n'blue	16033	☐ 102
for CMPT	blue'n'orange	16034	☐ 102
for CMPT	orange'n'blue	16035	☐ 102
for CMPT	iceblue'n'white	16037	☐ 102
for CMPT YOUTH	green triangle	16052	☐ 103
for CMPT YOUTH	pink triangle	16053	☐ 103
for CMPT YOUTH	team triangle	16054	☐ 103
for CMPT YOUTH	grey grunge	16055	☐ 103
for CMPT lite	black metallic	16097	☐ 102
for CMPT lite	sunburst metallic	16098	☐ 102
for CMPT lite	iceblue metallic	16099	☐ 102


CMPT VISOR
16073

for CMPT	black'n'white	16030	☐ 102
for CMPT	white'n'black	16032	☐ 102
for CMPT	grey'n'blue	16033	☐ 102
for CMPT	blue'n'orange	16034	☐ 102
for CMPT	orange'n'blue	16035	☐ 102
for CMPT	iceblue'n'white	16037	☐ 102
for CMPT YOUTH	green triangle	16052	☐ 103
for CMPT YOUTH	pink triangle	16053	☐ 103
for CMPT YOUTH	team triangle	16054	☐ 103
for CMPT YOUTH	grey grunge	16055	☐ 103
for CMPT lite	black metallic	16097	☐ 102
for CMPT lite	sunburst metallic	16098	☐ 102
for CMPT lite	iceblue metallic	16099	☐ 102


PRO PADS
16074

for PRO	Teamline white	16038	☐ 100
for PRO	Teamline black	16039	☐ 100
for PRO	Blackline	16040	☐ 100
for PRO	white'n'blue	16041	☐ 100
for PRO	grey'n'blue	16042	☐ 100


PRO FIT SYSTEM 1.0
16075

for PRO	Teamline white	16038	☐ 100
for PRO	Teamline black	16039	☐ 100
for PRO	Blackline	16040	☐ 100
for PRO	white'n'blue	16041	☐ 100
for PRO	grey'n'blue	16042	☐ 100

PRO VISOR

16076


for PRO	Teamline white	16038	☐ 100
for PRO	Teamline black	16039	☐ 100
for PRO	Blackline	16040	☐ 100
for PRO	white'n'blue	16041	☐ 100
for PRO	grey'n'blue	16042	☐ 100

AM RACE PADS

16078


for AM RACE	black'n'black	16044	☐ 099
for AM RACE	black'n'white	16045	☐ 099
for AM RACE	white'n'black	16046	☐ 099
for AM RACE	grey'n'blue	16047	☐ 099
for AM RACE	orange'n'white	16048	☐ 099
for AM RACE	green'n'white	16049	☐ 099
for AM RACE	blue'n'orange	16050	☐ 099
for AM RACE	iceblue'n'white	16051	☐ 099

AM RACE FIT SYSTEM

16079


for AM RACE	black'n'black	16044	☐ 099
for AM RACE	black'n'white	16045	☐ 099
for AM RACE	white'n'black	16046	☐ 099
for AM RACE	grey'n'blue	16047	☐ 099
for AM RACE	orange'n'white	16048	☐ 099
for AM RACE	green'n'white	16049	☐ 099
for AM RACE	blue'n'orange	16050	☐ 099
for AM RACE	iceblue'n'white	16051	☐ 099

AM RACE VISOR

16080


for AM RACE	black'n'black	16044	☐ 099
for AM RACE	black'n'white	16045	☐ 099

AM RACE PADS

16078


for AM RACE	black'n'black	16044	☐ 099
for AM RACE	black'n'white	16045	☐ 099
for AM RACE	white'n'black	16046	☐ 099
for AM RACE	grey'n'blue	16047	☐ 099
for AM RACE	orange'n'white	16048	☐ 099
for AM RACE	green'n'white	16049	☐ 099
for AM RACE	blue'n'orange	16050	☐ 099
for AM RACE	iceblue'n'white	16051	☐ 099

PRO JUNIOR PADS

16081


for PRO JUNIOR	polygon rainbow	16057	☐ 104
for PRO JUNIOR	skulls	16058	☐ 104
for PRO JUNIOR	orange	16059	☐ 104
for PRO JUNIOR	green triangle	16060	☐ 104
for PRO JUNIOR	pink triangles	16061	☐ 104
for PRO JUNIOR	green	16062	☐ 104

LIGHT PRO JUNIOR

16083


for PRO JUNIOR	Teamline	16056	☐ 104
for PRO JUNIOR	polygon rainbow	16057	☐ 104
for PRO JUNIOR	skulls	16058	☐ 104
for PRO JUNIOR	orange	16059	☐ 104
for PRO JUNIOR	green triangle	16060	☐ 104
for PRO JUNIOR	pink triangles	16061	☐ 104
for PRO JUNIOR	green	16062	☐ 104



SPARE PARTS - SHOES



BUCKLE SET SHOES

17017

for MTB PRO	Blackline	17005	☐ 113
for MTB PRO	Teamline	17006	☐ 113
for MTB PRO	blue'n'flashred	17007	☐ 113
for ROAD PRO	Blackline	17010	☐ 117
for ROAD PRO	Teamline	17011	☐ 117
for ROAD PRO	blue'n'flashred	17012	☐ 117



SPIKES SET

17018

for MTB PRO	Blackline	17005	☐ 113
for MTB PRO	Teamline	17006	☐ 113
for MTB PRO	blue'n'flashred	17007	☐ 113
for MTB C:62	Teamline	17023	☐ 113
for MTB C:62	Blackline	17024	☐ 113



CLEAT COVER ALL MOUNTAIN

17031

for ALL MOUNTAIN	Blackline	17013	☐ 114
for ALL MOUNTAIN	black'n'green'n'blue	17014	☐ 114
for ALL MOUNTAIN	black'n'white'n'grey'n'blue	17015	☐ 114
for ALL MOUNTAIN	green'n'green'n'white'n'blue	17016	☐ 114



CLEAT COVER ALL MOUNTAIN PRO

17032

for ALL MOUNTAIN PRO	Blackline	17019	☐ 114
for ALL MOUNTAIN PRO	Teamline	17020	☐ 114
for ALL MOUNTAIN PRO	Lace	17022	☐ 114



CLEAT COVER URBAN CLICK GRIP

17033

for URBAN Click Grip	Blackline	17028	☐ 114
----------------------	-----------	-------	-------



REEL KNOB ALL MOUNTAIN PRO & C:62

17034

for ALL MOUNTAIN PRO	Blackline	17019	☐ 114
for ALL MOUNTAIN PRO	Teamline	17020	☐ 114
for MTB C:62	Teamline	17023	☐ 113
for MTB C:62	Blackline	17024	☐ 113
for ROAD C:62	Blackline	17027	☐ 117



SPARE PARTS - LIGHTING



SILICONE STRAP REAR LIGHT PRO

13988

for Rear Light PRO	black	13967	☐ 171
for Light Set PRO 18	black	13963	☐ 170
for Light Set PRO 18	white'n'white	13981	☐ 170
for Light Set PRO 25	black'n'black	13965	☐ 171
for Light Set PRO 25	white'n'white	13983	☐ 171



SPARE PARTS - PUMPS



SPARE PARTS KIT HEAD WITH HOSE FOR ITEM: # 40408

40453

for FLOOR PUMP	grey'n'black'n'blue	40408	📄 185
----------------	---------------------	-------	-------



SPARE PARTS KIT VALVE FOR ITEM: # 40408

40454

for FLOOR PUMP	grey'n'black'n'blue	40408	📄 185
----------------	---------------------	-------	-------



SPARE PARTS KIT VALVE FOR ITEM: # 40407

40455

for FLOOR PUMP HPA	white'n'black'n'red	40407	📄 185
--------------------	---------------------	-------	-------



SPARE PARTS KIT HEAD WITH HOSE FOR ITEM: # 40407

40456

for FLOOR PUMP HPA	white'n'black'n'red	40407	📄 185
--------------------	---------------------	-------	-------



SPARE PARTS KIT HEAD WITH HOSE FOR ITEM: # 40412

40457

for Shock	black'n'blue	40412	📄 184
-----------	--------------	-------	-------

FRAME MOUNT SIZE 1

17100

for RACE Micro	black	14030	📄 182
for RACE Micro	blue'n'black	14053	📄 182
for RACE FLEX HP	black	40422	📄 183
for RACE HYBRID HP	black	40434	📄 183

FRAME MOUNT SIZE 2

17101

for RACE Dual	black	14032	📄 183
for RACE HYBRID HV	black	14036	📄 184
for RACE FLEX HV	black	40423	📄 183

STRAP FOR FRAME MOUNT

17102

for RACE Micro	black	14030	📄 182
for RACE Dual	black	14032	📄 183
for RACE HYBRID HV	black	14036	📄 184
for RACE Micro	blue'n'black	14053	📄 182
for RACE FLEX HP	black	40422	📄 183
for RACE FLEX HV	black	40423	📄 183
for RACE HYBRID HP	black	40434	📄 183

REPLACEMENTKIT VALVE RACE MICRO

17103

for RACE Micro	black	14030	📄 182
for RACE Micro	blue'n'black	14053	📄 182

REPLACEMENTKIT VALVE EZ-HEAD SMALL

17104

for RACE Dual	black	14032	📄 183
for RACE CO2	black	14033	📄 183
for RACE HYBRID HV	black	14036	📄 184
for RACE FLEX HP	black	40422	📄 183
for RACE FLEX HV	black	40423	📄 183
for RACE HYBRID HP	black	40434	📄 183

16 G CO2 CARTRIDGES 2 PCS
17105


for RACE CO2	black	14033	☐ 183
for RACE HYBRID HV	black	14036	☐ 184
for RACE HYBRID HP	black	40434	☐ 183

25 G CO2 CARTRIDGES 2 PCS
17106


for RACE CO2	black	14033	☐ 183
for RACE HYBRID HV	black	14036	☐ 184
for RACE HYBRID HP	black	40434	☐ 183

FRAME MOUNT CO2
17107

for RACE HYBRID HV	black	14036	☐ 184
for RACE HYBRID HP	black	40434	☐ 183
for CO2-Cartridge		17105	
for CO2-Cartridge		17106	


SPARE PARTE - GRIPS
NATURAL FIT CLAMPS (SIZE S OR L)
13183


for Natural Fit COMFORT	black'n'white	13157	☐ 198
for Natural Fit COMFORT	black'n'grey	13159	☐ 198
for Natural Fit COMFORT Bar Ends Medium	black'n'white	13161	☐ 199
for Natural Fit COMFORT Bar Ends Medium	black'n'grey	13163	☐ 199
for Natural Fit TOUR	black'n'white	13165	☐ 198
for Natural Fit TOUR	black'n'grey	13167	☐ 198
for Natural Fit TOUR Bar Ends Medium	black'n'white	13169	☐ 199
for Natural Fit TOUR Bar Ends Medium	black'n'grey	13171	☐ 199
for Natural Fit RACE	black'n'white	13173	☐ 189
for Natural Fit RACE	black'n'grey	13175	☐ 198
for Natural Fit RACE	black'n'green	13177	☐ 198
for Natural Fit RACE	black'n'blue	13179	☐ 198
for Natural Fit COMFORT Bar Ends Large	black'n'white	13187	☐ 200
for Natural Fit COMFORT Bar Ends Large	black'n'grey	13188	☐ 200
for Natural Fit TOUR Bar Ends Short	black'n'white	13189	☐ 189
for Natural Fit TOUR Bar Ends Short	black'n'grey	13190	☐ 199

NATURAL FIT PLUGS FOR LARGE HANDLEBAR DIAMETER
13184


for Natural Fit COMFORT	black'n'white	13157	☐ 198
for Natural Fit COMFORT	black'n'grey	13159	☐ 198
for Natural Fit COMFORT Bar Ends Medium	black'n'white	13161	☐ 199
for Natural Fit COMFORT Bar Ends Medium	black'n'grey	13163	☐ 199
for Natural Fit TOUR	black'n'white	13165	☐ 198
for Natural Fit TOUR	black'n'grey	13167	☐ 198
for Natural Fit TOUR Bar Ends Medium	black'n'white	13169	☐ 199
for Natural Fit TOUR Bar Ends Medium	black'n'grey	13171	☐ 199
for Natural Fit RACE	black'n'white	13173	☐ 189
for Natural Fit RACE	black'n'grey	13175	☐ 198
for Natural Fit RACE	black'n'green	13177	☐ 198
for Natural Fit RACE	black'n'blue	13179	☐ 198
for Natural Fit COMFORT Bar Ends Large	black'n'white	13187	☐ 200
for Natural Fit COMFORT Bar Ends Large	black'n'grey	13188	☐ 200
for Natural Fit TOUR Bar Ends Short	black'n'white	13189	☐ 189
for Natural Fit TOUR Bar Ends Short	black'n'grey	13190	☐ 199

NATURAL FIT PLUGS FOR SMALL HANDLEBAR DIAMETER
13186


for Natural Fit COMFORT	black'n'white	13157	☐ 198
for Natural Fit COMFORT	black'n'grey	13159	☐ 198
for Natural Fit COMFORT Bar Ends Medium	black'n'white	13161	☐ 199
for Natural Fit COMFORT Bar Ends Medium	black'n'grey	13163	☐ 199



for Natural Fit TOUR	black'n'white	13165	☐ 198
for Natural Fit TOUR	black'n'grey	13167	☐ 198
for Natural Fit TOUR Bar Ends Medium	black'n'white	13169	☐ 199
for Natural Fit TOUR Bar Ends Medium	black'n'grey	13171	☐ 199
for Natural Fit RACE	black'n'white	13173	☐ 189
for Natural Fit RACE	black'n'grey	13175	☐ 198
for Natural Fit RACE	black'n'green	13177	☐ 198
for Natural Fit RACE	black'n'blue	13179	☐ 198
for Natural Fit COMFORT Bar Ends Large	black'n'white	13187	☐ 200
for Natural Fit COMFORT Bar Ends Large	black'n'grey	13188	☐ 200
for Natural Fit TOUR Bar Ends Short	black'n'white	13189	☐ 189
for Natural Fit TOUR Bar Ends Short	black'n'grey	13190	☐ 199

BAR END PLUGS (PAIR)

13100


for Bar Ends HPA	green	11590	☐ 202
for Bar Ends HPA	blue	11591	☐ 202
for Bar Ends HPA	black	11592	☐ 202
for Bar Ends HPA	white	11593	☐ 202

BAR END PLUGS (PAIR)

13109


for Bar Ends HPA	green	11590	☐ 202
for Bar Ends HPA	blue	11591	☐ 202
for Bar Ends HPA	black	11592	☐ 202
for Bar Ends HPA	white	11593	☐ 202

HANDLEBAR END PLUGS

13419


for Bar Ends HPA	green	11590	☐ 202
for Bar Ends HPA	blue	11591	☐ 202
for Bar Ends HPA	black	11592	☐ 202
for Bar Ends HPA	white	11593	☐ 202

SECURITY HANDLEBAR END PLUGS 18MM

13440


for Bar Ends HPA	green	11590	☐ 202
for Bar Ends HPA	blue	11591	☐ 202
for Bar Ends HPA	black	11592	☐ 202
for Bar Ends HPA	white	11593	☐ 202

ROADRACE HANDLEBAR END PLUGS FOR BAR TAPE

13425


for CUBE Edition	white'n'red	11860	☐ 209
for CUBE Edition	white'n'blue	11861	☐ 209
for CUBE Edition	black'n'white	11862	☐ 209
for CUBE Edition	black'n'blue	11863	☐ 209
for Natural Fit COMFORT	white	33031	☐ 207
for Natural Fit COMFORT	black	33032	☐ 207
for Natural Fit COMFORT	red	33033	☐ 207
for Natural Fit COMFORT	blue	33034	☐ 207
for Cork	white	33035	☐ 208
for Cork	black	33036	☐ 208
for Cork	red	33038	☐ 208
for Cork	blue	33039	☐ 208
for Cork	green	33040	☐ 208
for Carbon	black	33041	☐ 209
for Natural Fit Grip	white	33042	☐ 207
for Natural Fit Grip	black	33043	☐ 207
for Natural Fit Grip	grey	33044	☐ 207
for RACE	white	33045	☐ 208
for RACE	black	33046	☐ 208
for PERFORMANCE	white	33047	☐ 209
for TEAM WANTY-GOBERT EDITION	flashred	11864	☐ 209



SPARE PARTS - MUDGUARDS



ADAPTER SET CUBEGUARD FRONT

13823

for CUBEguard PERFORMANCE 27.5" front	black'n'green	13700	☐ 219
for CUBEguard PERFORMANCE 27.5" front	black'n'blue	13701	☐ 219
for CUBEguard PERFORMANCE 27.5" front	black'n'white	13702	☐ 219
for CUBEguard PERFORMANCE 27.5" front	black'n'grey	13703	☐ 219
for CUBEguard PERFORMANCE 29" front	black'n'green	13708	☐ 219
for CUBEguard PERFORMANCE 29" front	black'n'blue	13709	☐ 219
for CUBEguard PERFORMANCE 29" front	black'n'white	13710	☐ 219
for CUBEguard PERFORMANCE 29" front	black'n'grey	13711	☐ 219
for CUBEguard RACE 26" / 28" Cross front	black	13820	☐ 220
for CUBEguard RACE 26" / 28" Cross front	blue	13827	☐ 220
for CUBEguard RACE 26" / 28" Cross front	green	13829	☐ 220
for CUBEguard RACE 26" / 28" Cross front	white	13831	☐ 220



LEVER SET CUBEGUARD FRONT

13825

for CUBEguard PERFORMANCE 27.5" front	black'n'green	13700	☐ 219
for CUBEguard PERFORMANCE 27.5" front	black'n'blue	13701	☐ 219
for CUBEguard PERFORMANCE 27.5" front	black'n'white	13702	☐ 219
for CUBEguard PERFORMANCE 27.5" front	black'n'grey	13703	☐ 219
for CUBEguard PERFORMANCE 29" front	black'n'green	13708	☐ 219
for CUBEguard PERFORMANCE 29" front	black'n'blue	13709	☐ 219
for CUBEguard PERFORMANCE 29" front	black'n'white	13710	☐ 219
for CUBEguard PERFORMANCE 29" front	black'n'grey	13711	☐ 219
for CUBEguard RACE 26" / 28" Cross front	black	13820	☐ 220
for CUBEguard RACE 26" / 28" Cross front	blue	13827	☐ 220
for CUBEguard RACE 26" / 28" Cross front	green	13829	☐ 220
for CUBEguard RACE 26" / 28" Cross front	white	13831	☐ 220



RUBBER SET CUBEGUARD RACE REAR

13826

for CUBEguard PERFORMANCE 27.5" rear	black'n'green	13704	☐ 220
for CUBEguard PERFORMANCE 27.5" rear	black'n'blue	13705	☐ 220
for CUBEguard PERFORMANCE 27.5" rear	black'n'white	13706	☐ 220
for CUBEguard PERFORMANCE 27.5" rear	black'n'grey	13707	☐ 220
for CUBEguard PERFORMANCE 29" rear	black'n'green	13712	☐ 219
for CUBEguard PERFORMANCE 29" rear	black'n'blue	13713	☐ 219
for CUBEguard PERFORMANCE 29" rear	black'n'white	13714	☐ 219
for CUBEguard PERFORMANCE 29" rear	black'n'grey	13715	☐ 219
for CUBEguard RACE 26" / 28" Cross rear	black	13821	☐ 221
for CUBEguard RACE 26" / 28" Cross rear	blue	13828	☐ 221
for CUBEguard RACE 26" / 28" Cross rear	green	13830	☐ 221
for CUBEguard RACE 26" / 28" Cross rear	white	13832	☐ 221



RATCHET FASTENING CLAMP CUBEGUARD REAR

13854

for CUBEguard PERFORMANCE 27.5" rear	black'n'green	13704	☐ 220
for CUBEguard PERFORMANCE 27.5" rear	black'n'blue	13705	☐ 220
for CUBEguard PERFORMANCE 27.5" rear	black'n'white	13706	☐ 220
for CUBEguard PERFORMANCE 27.5" rear	black'n'grey	13707	☐ 220
for CUBEguard PERFORMANCE 29" rear	black'n'green	13712	☐ 219
for CUBEguard PERFORMANCE 29" rear	black'n'blue	13713	☐ 219
for CUBEguard PERFORMANCE 29" rear	black'n'white	13714	☐ 219
for CUBEguard PERFORMANCE 29" rear	black'n'grey	13715	☐ 219
for CUBEguard RACE 26" / 28" Cross rear	black	13821	☐ 221
for CUBEguard RACE 26" / 28" Cross rear	blue	13828	☐ 221
for CUBEguard RACE 26" / 28" Cross rear	green	13830	☐ 221
for CUBEguard RACE 26" / 28" Cross rear	white	13832	☐ 221

SCREW FASTENING CLAMP CUBEGUARD REAR

13855


for CUBEguard JUNIOR 200 Mudguard rear	black'n'green	13861	☐ 222
for CUBEguard JUNIOR 200 Mudguard rear	black'n'blue	13863	☐ 222
for CUBEguard JUNIOR 200 Mudguard rear	black'n'white	13865	☐ 222
for CUBEguard JUNIOR 200 Mudguard rear	black'n'grey	13867	☐ 222
for CUBEguard 240/260 rear	black'n'green	13880	☐ 222
for CUBEguard 240/260 rear	black'n'blue	13881	☐ 222
for CUBEguard 240/260 rear	black'n'white	13882	☐ 222
for CUBEguard 240/260 rear	black'n'grey	13883	☐ 222

STRAPS CUBEGUARD DOWNTUBE

13860


for CUBEguard Downtube	black	13835	☐ 222
for CUBEguard JUNIOR Downtube	black'n'green	13856	☐ 222
for CUBEguard JUNIOR Downtube	black'n'blue	13857	☐ 222
for CUBEguard JUNIOR Downtube	black'n'white	13858	☐ 222
for CUBEguard JUNIOR Downtube	black'n'grey	13859	☐ 222



SPARE PARTS - KICKSTANDS

KICKSTAND REPLACEMENT BOLT ART:13816/13817

13793

for Kickstand CUBEstand PRO	13816	☐ 229
for Kickstand CUBEstand CMPT	13817	☐ 229

KICKSTAND REPLACEMENT ART.: 13812/13817

13799

for Kickstand CUBEstand CMPT	13817	☐ 229
------------------------------	-------	-------

KICKSTAND REPLACEMENT BOLT ART:13800/13804/13812/13817

13803

for Kickstand CUBEstand CMPT	13817	☐ 229
------------------------------	-------	-------



SPARE PARTS - BRAKE PADS

REPLACEMENT PADS FOR 2-PIECE ROAD BRAKE SHOES

10043


for 2-Piece Replaceable Road Brake Shoes	10035	☐ 257
--	-------	-------

REPLACEMENT PADS FOR 2-PIECE V-BRAKE

10047


for 2-piece V-Brake Shoes	10044	☐ 258
---------------------------	-------	-------

REPLACEMENT PADS FOR 2-PIECE V-BRAKE

10048


for 2-piece V-Brake Shoes	10045	☐ 258
---------------------------	-------	-------



SPARE PARTS - COMPUTERS

HANDLEBAR BRACKET

14067


for Pro Lite	14026	☐ 178
for Race Peak	14027	☐ 178
for Race Train	14028	☐ 179
for Race Train Set	14059	☐ 179
for Race Evo	14029	☐ 179



CLOTHING



026 Teamline



11161 white'n'blue'n'red
JERSEY L/S
S-XXXL



11160 white'n'blue'n'red
JERSEYS/S
S-XXXL



10948 white'n'blue'n'grey
WLS JERSEY S/S
XS-XXL



11162 white'n'blue'n'red
BIBSHORTS
S-XXXL



11212 white'n'blue'n'red
SHORTS
S-XXXL



10949 blue'n'grey'n'coral
WLS CYCLE SHORTS
XS-XXL



11165 white'n'blue'n'red
MULTI-FUNCTIONAL JACKET
S-XXXL



11166 transparent
RAINJACKET
S-XXXL



11164 blue'n'grey
GILET
S-XXXL



032 Blackline



10952 black'n'white'n'grey
JERSEY S/S
S-XXXL



10969 black'n'white'n'grey
WLS JERSEY S/S
XS-XXL



10953 black'n'white'n'grey
JERSEY L/S
S-XXXL



10970 black'n'white'n'grey
WLS JERSEY L/S
XS-XXL



10954 black'n'white'n'grey
BIB SHORTS
S-XXXL



10971 black'n'white'n'grey
WLS BIB SHORTS
XS-XXL



10972 black'n'white'n'grey
WLS CYCLE SHORTS
XS-XXL



10955 black'n'white'n'grey
BIB TIGHTS 3/4
S-XXXL



10956 black'n'white
BIB TIGHTS
XS-XXXL



10958 black'n'grey
SHORTS
S-XXXL



10959 black'n'grey
RAIN SHORTS
XS-XXXL



10960 black'n'grey
RAIN PANTS
XS-XXXL



10961 black'n'grey
RAIN JACKET
XS-XXXL



11191 black'n'white'n'red
RAINJACKET
S-XXXL



11190 black'n'white'n'red
GILET
S-XXXL



11189 black'n'white'n'red
SOFTSHELL JACKET
S-XXXL



10968 black'n'white
MULTI-FUNCTIONAL JACKET
S-XXXL



040 Black Zero



11225 black'n'flashred'n'blue
JERSEYS/S
S-XXL



11196 black'n'flashred'n'blue
WLS JERSEYS/S
XS-XXL



11226 black'n'flashred'n'blue
BIB SHORTS
S-XXL



11227 black'n'flashred'n'blue
ROAD BAGGY
S-XXL



11197 black'n'flashred'n'blue
WLS BIB SHORTS
XS-XXL



044 AM Series



10600 blue'n'grey'n'lime
JERSEY S/S
S-XXL



10601 black'n'grey
JERSEY S/S
S-XXL



10604 blue'n'lime
ROUND-NECK JERSEY S/S
S-XXL



10605 black'n'grey
ROUND-NECK JERSEY S/S
S-XXL



10613 blue'n'taupe'n'lime
WLS ROUND-NECK JERSEY S/S
XS-XXL



10614 black'n'taupe
WLS ROUND-NECK JERSEY S/S
XS-XXL



10606 blue'n'lime
ROUND-NECK JERSEY L/S
S-XXL



10607 black'n'grey
ROUND-NECK JERSEY L/S
S-XXL



10615 blue'n'taupe'n'lime
WLS ROUND-NECK JERSEY L/S
XS-XXL



10598 black'n'grey
ZIP OFF PANTS
S-XXL



10608 blue
SHORTS
S-XXL
10935 blue
SHORTS INCL. LINER SHORTS
S-XXL



10609 black
SHORTS
S-XXL
10934 black
SHORTS INCL. LINER SHORTS
S-XXL





CLOTHING



044 AM Series



10619 nectarine
WLS SHORTS
XS-XXL

10619 nectarine
WLS SHORTS INCL. LINER SHORTS
XS-XXL



10620 black
WLS SHORTS
XS-XXL

10620 black
WLS SHORTS INCL. LINER SHORTS
XS-XXL



10610 blue'n'lime
STORM JACKET
S-XXL



10611 black'n'grey
STORM JACKET
S-XXL




10621 nectarine
WLS STORM JACKET
XS-XXL



10622 grey'n'blue
WLS STORM JACKET
XS-XXL



10623 blue'n'nectarine
WLS GILET
XS-XXL



050 Action Series



10668 black'n'blue'n'flashred
JERSEY SIGNATURE L/S
XS-XXL



10666 black'n'blue'n'flashred
JERSEY SIGNATURE 3/4-ARM
XS-XXL



10667 black'n'blue'n'flashred
JERSEY TEAM L/S
XS-XXL



10665 black'n'blue'n'flashred
JERSEY TEAM S/S
XS-XXL



10675 white'n'blue'n'red
JERSEY PILOT L/S
XS-XXL



10669 black'n'grey'n'green
JERSEY ESSENTIALS L/S
XS-XXL



10824 black
JERSEY S/S
S-XXL



10671 flashred'n'black'n'blue
SHORTS SIGNATURE
XS-XXL



10670 flashred'n'black'n'blue
SHORTS TEAM
XS-XXL




10676 black'n'grey'n'green
SHORTS ESSENTIALS
XS-XXL



10677 white'n'blue'n'red
SHORTS PILOT
XS-XXL



10827 blue
SHORTS PURE
10936 blue
SHORTS PURE INCL. LINER SHORTS



056 Tour Series



10800 neon green'n'grey
JERSEY FREE S/S
S-XXXL



10867 grey
JERSEY FREE S/S
S-XXXL



10868 blue
JERSEY FREE S/S
S-XXXL



10869 green
JERSEY FREE S/S
S-XXXL



10806 green'n'blue
WLS JERSEY S/S
XS-XXXL



10892 white
WLS JERSEY S/S
XS-XXXL



10891 black
TOUR WLS JERSEY S/S
XS-XXXL



10801 neon green'n'grey
JERSEY CHALLENGE S/S
S-XXXL



10870 black
JERSEY CHALLENGE S/S
S-XXXL



10871 blue
JERSEY CHALLENGE S/S
S-XXXL



10872 Teamline
JERSEY CHALLENGE S/S
S-XXXL



10802 neon green'n'grey
ROUND-NECK JERSEY FREE S/S
S-XXXL



10873 black
ROUND-NECK JERSEY FREE S/S
S-XXXL



10874 blue
ROUND-NECK JERSEY FREE S/S
S-XXXL



10875 green
ROUND-NECK JERSEY FREE S/S
S-XXXL



10889 black
WLS TOP
XS-XXXL



10890 mint
WLS TOP
XS-XXXL



10803 grey'n'black
SHORTS
S-XXXL



10878 black
SHORTS
S-XXXL



10879 blue
SHORTS
S-XXXL



10804 blue
SHORTS FREE
S-XXXL



10880 black
SHORTS FREE
S-XXXL



10881 green
SHORTS FREE
S-XXXL



10927 grey'n'black
SHORTS INCL. INNER SHORTS
S-XXXL



























CLOTHING



056 Tour Series

 10931 black SHORTS INCL. INNER SHORTS S-XXXL	 10926 blue SHORTS INCL. INNER SHORTS S-XXXL	 10929 blue SHORTS FREE INCL. INNER SHORTS S-XXXL	 10930 black SHORTS FREE INCL. INNER SHORTS S-XXXL
 10928 green SHORTS FREE INCL. INNER SHORTS S-XXXL	 10805 blue'n'green TOUR WLS SHORTS XS-XXXL	 10893 black WLS SHORTS XS-XXXL	 10894 petrol WLS SHORTS XS-XXXL
 10876 black CYCLE SHORTS S-XXXL	 10882 black BIB SHORTS S-XXXXL	 10897 black WLS 3/4 TIGHTS XS-XXXL	 10898 petrol WLS 3/4 TIGHTS XS-XXXL
 10895 black WLS 3/4 SHORTS XS-XXXL	 10674 black WIND GILET S-XXXL	 10884 green VEST S-XXXL	 10899 grey WLS GILET XS-XXXL
 10885 black WIND JACKET S-XXXL	 10886 green WIND JACKET S-XXXL	 10887 grey JACKET MULTI-FUNCTIONAL S-XXXL	 10888 blue JACKET MULTI-FUNCTIONAL S-XXXL
 10900 black WLS JACKET MULTI-FUNCTIONAL XS-XXXL	 10901 white WLS JACKET MULTI-FUNCTIONAL XS-XXXL		



064 Motion Line



10920 blue'n'orange
JERSEY S/S
S-XXXL



10807 lemon
JERSEY S/S
S-XXXL



10808 blue
JERSEY S/S
S-XXXL



10809 black
JERSEY S/S
S-XXXL



10810 lemon
ROUND-NECK JERSEY S/S
S-XXXL



10921 blue'n'orange
ROUND-NECK JERSEY S/S
S-XXXL



10811 blue
ROUND-NECK JERSEY S/S
S-XXXL



10812 black
ROUND-NECK JERSEY S/S
S-XXXL



10923 mint
WLS JERSEY S/S
XS-XXXL



10815 blue
WLS JERSEY S/S
XS-XXXL



10816 white
WLS JERSEY S/S
XS-XXXL



10817 black
MOTION WLS JERSEY S/S
XS-XXXL



10925 mint
WLS ROUND-NECK JERSEY S/S
XS-XXXL



10818 blue
WLS ROUND-NECK JERSEY S/S
XS-XXXL



10819 white
WLS ROUND-NECK JERSEY S/S
XS-XXXL



10820 black
WLS ROUND-NECK JERSEY S/S
XS-XXXL



10938 orange
SHORTS
S-XXXL



10912 black
SHORTS
S-XXXL



10913 blue
SHORTS
S-XXXL



10922 orange
SHORTS INCL. LINER SHORTS
S-XXXL



10813 black
SHORTS INCL. LINER SHORTS
S-XXXL



10814 blue
SHORTS INCL. LINER SHORTS
S-XXXL



10939 purple
WLS SHORTS
XS-XXXL



10914 black
SHORTS
XS-XXXL





CLOTHING



10915 cranberry
WLS SHORTS
XS-XXXL



10924 purple
WLS SHORTS INCL. LINER SHORTS
XS-XXXL



10821 black
WLS SHORTS INCL. LINER SHORTS
XS-XXXL



10822 cranberry
WLS SHORTS INCL. LINER SHORTS
XS-XXXL



068 Junior Series



11171 blue'n'white'n'red
ACTION TEAM ROUND-NECK JERSEY S/S
110-164



11173 white'n'blue'n'red
TEAMLINE JERSEY S/S
110-164



11265 blue'n'white'n'red
ACTION TEAM SHORTS
110-164



11265 blue'n'white'n'red
ACTION TEAM SHORTS INCL. LINER SHORTS
110-164



11264 black'n'anthracite
BLACKLINE SHORTS
110-164



11262 black'n'anthracite
BLACKLINE SHORTS INCL. LINER SHORTS
110-164



10832 black'n'blue
CYCLE SHORTS
110-164



10831 green'n'neon yellow
SOFTSHELL JACKET
110-164



10905 turquoise'n'pink
SOFTSHELL JACKET
110-164



10993 black'n'lime
T-SHIRTS FICHEL MOUNTAINS
110-164



10648 blue'n'white
T-SHIRT BIKE STRIPES
110/116 - 158/164



10649 green'n'white
T-SHIRT SIGN
110/116 - 158/164



10647 green'n'yellow
T-SHIRT FICHEL MOUNTAINS
110/116 - 158/164



10994 grey'n'pink'n'purple
T-SHIRTS FLOWER ICON
110-164



10650 blue'n'green'n'yellow
HOODY MIRRORED LETTERS
110/116 - 158/164



10995 grey'n'green
HOODY ICON
110-164



072 After Race Series



10976 grey'n'green
T-SHIRT FICHELTMOUNTAINS
S-XXL



10625 blue'n'lime'n'green
T-SHIRT MOUNTAINS
S-XXL



10977 white'n'black
T-SHIRT LOGO
S-XXL



10978 blue'n'orange
T-SHIRT BIKE
S-XXL



10980 blue
T-SHIRT RIDER
S-XXL



10979 red'n'blue
T-SHIRT TRAIL RIDE
S-XXL



10632 rust'n'orange
T-SHIRT CUBE
S-XXL



10633 red'n'white
T-SHIRT RACE PILOT
S-XXL



10842 blue
T-SHIRT EST. 1993
S-XXL



10909 green
T-SHIRT MULTICOLOR
S-XXL



10985 grey'n'blue'n'coral
WLS T-SHIRT TEAM
XS-XXL



10986 black'n'white
WLS T-SHIRT RIDER
XS-XXL



10860 red
WLS T-SHIRT FICHELTMOUNTAINS
XS-XXL



10639 green'n'white
WLS T-SHIRT FICHELTMOUNTAINS
XS-XXL



10640 blue'n'pink
WLS T-SHIRT MOUNTAINS
XS-XXL



10641 white'n'blue'n'rose
WLS T-SHIRT ICON
XS-XXL



10863 blue
WLS T-SHIRT HILLS
XS-XXL



10984 white'n'blue
WLS TOP BIKE
XS-XXL



10643 white
WLS TOP ARROW
XS-XXL



10651 white'n'blue
POLO SHIRT CUBE
S-XXL



10981 black'n'white
POLO SHIRT CUBE
S-XXL



10634 grey'n'green
POLO SHIRT CLASSIC
S-XXL



10846 blue
POLO SHIRT CLASSIC
S-XXL



10847 black
POLO SHIRT CLASSIC
S-XXL





























CLOTHING



072 After Race Series

 <p>10864 turquoise WLS POLO SHIRT CLASSIC XS-XXL</p>	 <p>10642 black'n'blue WLS POLO SHIRT CLASSIC XS-XXL</p>	 <p>10635 anthracite'n'green HOODY RACE S-XXL</p>	 <p>10851 anthracite HOODY RACE S-XXL</p>
 <p>10852 blue'n'orange HOODY RACE S-XXL</p>	 <p>10850 dark blue HOODY CUBE MIRRORED LETTERS S-XXL</p>	 <p>10982 blue HOODY CUBE S-XXL</p>	 <p>10853 green ZIP HOODY DIAGONAL S-XXL</p>
 <p>10645 violet'n'blue WLS HOODY RACE XS-XXL</p>	 <p>10866 pink'n'blue WLS HOODY RACE XS-XXL</p>	 <p>10987 blue'n'orange WLS HOODY NORWEGIAN XS-XXL</p>	 <p>10646 creme melange'n'blue WLS HOODY CUBE XS-XXL</p>
 <p>10672 green'n'blue'n'white RACE SHIRT LONGSLEEVE S-XXL</p>	 <p>10854 grey'n'black SOFTSHELL JACKET S-XXL</p>	 <p>11662 black SOFTSHELL JACKET S-XXL</p>	 <p>11669 indigo blue DENIM SHORTS S-XXL</p>
 <p>10859 blue'n'orange TROUSERS S-XXL</p>	 <p>11850 black'n'white BELT (WxL) 40 x 1200 mm</p>	 <p>11851 lime'n'green BELT (WxL) 40 x 1200 mm</p>	 <p>11852 blue'n'light blue BELT (WxL) 40 x 1200 mm</p>
 <p>11853 light blue'n'orange BELT (WxL) 40 x 1200 mm</p>	 <p>11854 anthracite'n'flashred BELT (WxL) 40 x 1200 mm</p>	 <p>11855 berry'n'violet WLS BELT (WxL) 40 x 1200 mm</p>	 <p>11856 petrol'n'white WLS BELT (WxL) 40 x 1200 mm</p>





082 Baselayer



11176 blue'n'white'n'red
S/S TEAMLINE
S-XXL



11217 black'n'grey'n'red
CC S/S BLACKLINE
S-XXL



11220 blue'n'white'n'red
WLS S/S TEAMLINE
XS-XXL



11222 black'n'grey'n'red
WLS CC S/S BLACKLINE
XS-XXL



11177 blue'n'white'n'red
L/S TEAMLINE
S-XXL



11218 black'n'grey'n'red
CC L/S BLACKLINE
S-XXL



11221 blue'n'white'n'red
WLS L/S TEAMLINE
XS-XXL



11223 black'n'grey'n'red
WLS CC L/S BLACKLINE
XS-XXL



11175 blue'n'white'n'red
SLEEVELESS TEAMLINE
S-XXL



10591 white
SHIRT MESH SLEEVELESS
S-XXL



10596 blue'n'lime
LINER SHORTS MOUNTAIN
S-XXL



10597 taupe'n'lime
WLS LINER SHORTS MOUNTAIN
XS-XXL



10590 black'n'taupe
WLS LINER HOT PANTS AM
XS-XXL



10837 black
LINER SHORTS MOTION
S-XXXL



10838 black
WLS LINER SHORTS MOTION
XS-XXXL



10903 black'n'grey
ARM WARMERS 3D-KNIT
S-L



10904 black'n'grey
LEG WARMERS 3D-KNIT
S-L



10973 black
BLACKLINE ARM WARMERS
XS/S, M/L, XL/XXL



10974 black
BLACKLINE KNEE WARMERS
XS/S, M/L, XL/XXL



10975 black
BLACKLINE LEG WARMERS
XS/S, M/L, XL/XXL





CLOTHING



090 Work Series



10902 denim
SHIRT S/S
S-XXL



11673 black'n'red
SHIRT L/S
S-XXL



11672 black'n'red
SHORTS
S-XXL



10673 dark shadow
PANTS
S-XXL



11671 black'n'red
VEST
S-XXL



11674 black'n'red
MECHANIC APRON
ONE SIZE



096

HELMETS



16044 black'n'black
AM RACE
S/M [54-58] - L [58-62]



16045 black'n'white
AM RACE
S/M [54-58] - L [58-62]



16046 white'n'black
AM RACE
S/M [54-58] - L [58-62]



16047 grey'n'blue
AM RACE
S/M [54-58] - L [58-62]



16048 orange'n'white
AM RACE
S/M [54-58] - L [58-62]



16049 green'n'white
AM RACE
S/M [54-58] - L [58-62]



16051 iceblue'n'white
AM RACE
S/M [54-58] - L [58-62]



16038 Teamline white
PRO
S/M [53-57] - L [58-62]



16039 Teamline black
PRO
S/M [53-57] - L [58-62]



16040 Blackline
PRO
S/M [53-57] - L [58-62]



16041 white'n'blue
PRO
S/M [53-57] - L [58-62]



16042 grey'n'blue
PRO
S/M [53-57] - L [58-62]





16112 black
TOUR
S (51-55) - M (55-59)



16113 white
TOUR
S (51-55) - M (55-59)



16114 petrol
TOUR
S (51-55) - M (55-59)



16115 black
TOUR+
XL (60-64)



16116 white'n'black'n'gold
TOURDFB
S (51-55) - M (55-59)



16117 black metallic
TOUR LITE
S (51-55) - M (55-59)



16118 sunburst metallic
TOUR LITE
S (51-55) - M (55-59)



16119 iceblue metallic
TOUR LITE
S (51-55) - M (55-59)



16030 black'n'white
CMPT
S/M (54-58) - L (58-62)



16032 white'n'black
CMPT
S/M (54-58) - L (58-62)



16033 grey'n'blue
CMPT
S/M (54-58) - L (58-62)



16034 blue'n'orange
CMPT
S/M (54-58) - L (58-62)



16035 orange'n'blue
CMPT
S/M (54-58) - L (58-62)



16037 iceblue'n'white
CMPT
S/M (54-58) - L (58-62)



16097 black metallic
CMPT LITE
ONE SIZE (54-58)



16098 sunburst metallic
CMPT LITE
ONE SIZE (54-58)



16099 iceblue metallic
CMPT LITE
ONE SIZE (54-58)



16052 green triangle
CMPT YOUTH
ONE SIZE (54-58)



16053 pink triangle
HELMET CMPT YOUTH
ONE SIZE (54-58)



16054 team triangle
CMPT YOUTH
ONE SIZE (54-58)



16055 grey grunge
CMPT YOUTH
ONE SIZE (54-58)





HELMETS



16056 Teamline
PRO JUNIOR
XS (46-51) - S (51-55)



16057 polygon rainbow
PRO JUNIOR
XS (46-51) - S (51-55)



16058 skulls
PRO JUNIOR
XS (46-51) - S (51-55)



16059 orange
PRO JUNIOR
XS (46-51) - S (51-55)



16060 green triangle
PRO JUNIOR
XS (46-51) - S (51-55)



16061 pink triangles
PRO JUNIOR
XS (46-51) - S (51-55)



16062 green
PRO JUNIOR
XS (46-51) - S (51-55)



16063 black
DIRT
S (49-54) - S/M (54-58)



16064 white
DIRT
S (49-54) - S/M (54-58)



16065 blue
DIRT
S (49-54) - S/M (54-58)



16066 pink
DIRT
S (49-54) - S/M (54-58)



16067 flashred
DIRT
S (49-54) - S/M (54-58)



16068 green
DIRT
S (49-54) - S/M (54-58)



SCHOES



17024 Blackline
SHOES MTB C:62
EU 36-48, US 4-13.5, UK 3-12.5,
CM 22.8-31.5



17005 Blackline
SHOES MTB PRO
EU 37-48, US 4.5-13.5,
UK 3.5-12.5, CM 23.5-31.5



17007 blue'n'flashred
SHOES MTB PRO
EU 37-48, US 4.5-13.5,
UK 3.5-12.5, CM 23.5-31.5



17003 Blackline
SHOES MTB CMPT
EU 37-48, US 4.5-13.5,
UK 3.5-12.5, CM 23.5-31.5



17004 white'n'green'n'black
SHOES MTB CMPT
EU 37-48, US 4.5-13.5,
UK 3.5-12.5, CM 23.5-31.5



17019 Blackline
ALL MOUNTAIN PRO
EU 36-48, US 4-13.5,
UK 3-12.5, CM 22.8-31.5



17020 Teamline
ALL MOUNTAIN PRO
EU 36-48, US 4-13.5,
UK 3-12.5, CM 22.8-31.5



17013 Blackline
ALL MOUNTAIN
EU 37-48, US 4.5-13.5,
UK 3.5-12.5, CM 23.5-31.5



17014 black'n'green'n'blue
ALL MOUNTAIN
EU 37-48, US 4.5-13.5,
UK 3.5-12.5, CM 23.5-31.5



17015 black'n'white'n'grey'n'blue
ALL MOUNTAIN
EU 37-48, US 4.5-13.5,
UK 3.5-12.5, CM 23.5-31.5



17016 green'n'green'n'white'n'blue
ALL MOUNTAIN
EU 37-48, US 4.5-13.5,
UK 3.5-12.5, CM 23.5-31.5



17022 Blackline
ALL MOUNTAIN PRO LACE
EU 39-48, US 6.5-13.5,
UK 5.5-12.5, CM 24.5-31.5



17029 Blackline
URBAN FLAT GRIP
EU 36-48, US 4-13.5,
UK 3-12.5, CM 22.8-31.5



17030 black'n'red
URBAN FLAT GRIP
EU 36-48, US 4-13.5,
UK 3-12.5, CM 22.8-31.5



17028 Blackline
URBAN CLICK GRIP
EU 36-48, US 4-13.5,
UK 3-12.5, CM 22.8-31.5



17027 Blackline
ROAD C:62
EU 36-48, US 4-13.5, UK 3-12.5,
CM 22.8-31.5



17010 Blackline
ROAD PRO
EU 37-48, US 4.5-13.5,
UK 3.5-12.5, CM 23.5-31.5



17011 Teamline
ROAD PRO
EU 37-48, US 4.5-13.5,
UK 3.5-12.5, CM 23.5-31.5



17012 blue'n'flashred
ROAD PRO
EU 37-48, US 4.5-13.5,
UK 3.5-12.5, CM 23.5-31.5



17008 Blackline
ROAD CMPT
EU 37-48, US 4.5-13.5,
UK 3.5-12.5, CM 23.5-31.5



17009 white'n'red
ROAD CMPT
EU 37-48, US 4.5-13.5,
UK 3.5-12.5, CM 23.5-31.5



17001 black
SHOE COVER RAIN
S (37-39), M (40-42), L (43-45),
XL (46-48)



17000 black
SHOE COVER WINTER
S (37-39), M (40-42), L (43-45),
XL (46-48)



17002 black
TOE WARMER
S (37-39), M (40-42), L (43-45),
XL (46-48)





120

GLOVES



11955 grey'n'red
NATURAL FIT GLOVES
S(7) - XXL(11)



11954 Blackline
NATURAL FIT GLOVES
S(7) - XXL(11)



11960 blue'n'black
NATURAL FIT GLOVES
S(7) - XXL(11)



11953 grey'n'red
NATURAL FIT GLOVES
S(7) - XXL(11)



11952 Blackline
NATURAL FIT GLOVES
S(7) - XXL(11)



11913 Blackline
NATURAL FIT GLOVES
S(7) - XXL(11)



11914 grey'n'black'n'red
NATURAL FIT GLOVES
S(7) - XXL(11)



11929 lime'n'black
NATURAL FIT GLOVES TOUCH
S(7) - XXL(11)



11912 black'n'grey
NATURAL FIT GLOVES ALL SEASON
S(7) - XXL(11)



11962 Blackline
NATURAL FIT GLOVES X-SHELL
S(7) - XXL(11)



11933 blue'n'black
NATURAL FIT GLOVES X-SHELL
S(7) - XXL(11)



11958 black'n'pink
NATURAL FIT WLS GLOVES
S(6) - XL(9)



11959 violet'n'purple
NATURAL FIT WLS GLOVES
S(6) - XL(9)



11918 white'n'grey'n'blue
GLOVES WLS NATURAL FIT
S(6) - XL(9)



11919 Blackline
GLOVES WLS NATURAL FIT
S(6) - XL(9)



11917 white'n'grey'n'blue
GLOVES WLS NATURAL FIT
S(6) - XL(9)



11924 black'n'baby blue
NATURAL FIT WLS GLOVES SUN
S(6) - XL(9)



11923 black'n'baby blue
NATURAL FIT WLS GLOVES SUN
S(6) - XL(9)



11950 blue'n'nectarine
GLOVES PERFORMANCE
XS(6) - XXL(11)



11948 Teamline
GLOVES PERFORMANCE
XS(6) - XXL(11)



11949 Blackline
GLOVES PERFORMANCE
XS(6) - XXL(11)



11944 Teamline
GLOVES PERFORMANCE
XS(6) - XXL(11)



11945 Blackline
GLOVES PERFORMANCE
XS(6) - XXL(11)



11946 Action Team
GLOVES PERFORMANCE
XS(6) - XXL(11)



11965 Team WLS
PERFORMANCE WLS GLOVES
S(6) - XL(9)



11966 Team WLS
PERFORMANCE WLS GLOVES
S(6) - XL(9)





11909 Blackline
GLOVES RACE
S(7) - XXL(11)



11925 green'n'black
GLOVES RACE TOUCH
S(7) - XXL(11)



11930 black'n'anthracite
GLOVES RACE TOUCH FINGER
S(7) - XXL(11)



11926 Action Team
GLOVES RACE ARMOURGEL®
S(7) - XXL(11)



11931 black
GLOVES RACE MULTISPORT
S(7) - XXL(11)



11936 black'n'raspberry'n'anthracite
WLS GLOVES RACE TOUCH
S(6) - XL(9)



11934 Action Team
GLOVES JUNIOR RACE EAZY
XXXS(4) - XS(6)



11935 Action Team
GLOVES JUNIOR RACE EAZY
XXXS(4) - XS(6)



PROTECTION



16090 black
KNEEPAD AM PLUS
XS-XL



16091 black
ELBOWPAD AM PLUS
XS-XL



16028 black'n'blue'n'flashred
KNEEPAD ACTION TEAM CMPT
XS-XL



16029 black'n'blue'n'flashred
ELBOWPAD ACTION TEAM CMPT
XS-XL



12018 blue
BACKPACK PAD
31 x 51 cm





136

SOCK SERIES



11826 Teamline
AIR CUT
36-47



11827 Blackline
AIR CUT
36-47



11829 Blackline
RACE CUT
36-47



11828 Teamline
RACE CUT
36-47



11831 Blackline
ROAD
36-47



11830 Teamline
ROAD
36-47



11833 blue'n'lime
MOUNTAIN
36-47



11834 Action Team
MOUNTAIN
36-47



11832 Blackline
MOUNTAIN
36-47



11835 black'n'grey'n'white
MOUNTAIN BE WARM
36-47



11824 black'n'grey'n'green
ACTION ESSENTIALS
36-47



11825 blue'n'flashred'n'black
ACTION
36-47



140

CAP SERIES



11194 black
BLACKLINE
S/M, L/XL



11605 grey'n'red
CUBE
S/M, L/XL



11691 Action Team
FREERIDE
ONE SIZE



11610 blue'n'white'n'flashred
FREERIDE
ONE SIZE



11616 Action Team
FREERIDE
ONE SIZE



11617 blue'n'lime
FREERIDE
ONE SIZE



11614 black'n'white
FUNCTIONAL HEADBAND RACE
BE WARM
 ONE SIZE



11613 white'n'red'n'blue
FUNCTIONAL HEADBAND RACE
 ONE SIZE



11606 blue'n'white
FUNCTIONAL BANDANA RACE
 ONE SIZE



11607 black'n'red
FUNCTIONAL BANDANA RACE
BE WARM
 ONE SIZE



11121 black
HELMET CAP BLACKLINE
AEROPROOF
 ONE SIZE



11619 black'n'blue
THERMO HELMET CAP
 ONE SIZE



11615 purple'n'blue
BASIC
 ONE SIZE



11608 green'n'blue
BASIC
 ONE SIZE



11609 orange'n'grey
LOGO AM
 ONE SIZE



11694 green
LOGO
 ONE SIZE



11612 blue'n'red'n'white
CROCHET
 ONE SIZE



11698 blue'n'orange
CUBIST
 ONE SIZE



11692 green'n'lime'n'grey
CUBIST
 ONE SIZE



11620 black'n'anthracite
LOGO
 ONE SIZE



11621 blue'n'green
BIKE
 ONE SIZE



11622 blue'n'orange
BOBBLE CAP URBAN
 ONE SIZE





148

BACKPACKS



12072 white'n'blue
PURE 11
(HxWxD) 42 x 23 x 10 cm



12073 black'n'flashred
PURE 11
(HxWxD) 42 x 23 x 10 cm



12074 black'n'white
PURE 11
(HxWxD) 42 x 23 x 10 cm



12089 green'n'blue
PURE 11
(HxWxD) 42 x 23 x 10 cm



12092 black
PURE 11
(HxWxD) 42 x 23 x 10 cm



12075 black'n'flashred
PURE 14
(HxWxD) 43 x 23 x 13 cm



12076 blue'n'orange
PURE 14
(HxWxD) 43 x 23 x 13 cm



12077 white'n'mint
PURE 14
(HxWxD) 43 x 23 x 13 cm



12093 black
PURE 14
(HxWxD) 43 x 23 x 13 cm



12078 black'n'green
PURE 30
(HxWxD) 53 x 28 x 22 cm



12090
RAINCOVER PURE 11/14



12091
RAINCOVER PURE 30



12079 blue'n'green
AMS 16+2
(HxWxD) 47 x 26 x 17 cm



12080 blue'n'red
AMS 16+2
(HxWxD) 48 x 26 x 17 cm



12081 black'n'flashred
AMS 16+2
(HxWxD) 49 x 26 x 17 cm



12094 black
AMS 16+2
(HxWxD) 47 x 26 x 17 cm



12082 black'n'green
AMS 30+5
(HxWxD) 53 x 30 x 24 cm



12083 blue'n'green
AMS 30+5
(HxWxD) 53 x 30 x 24 cm



12084 black'n'flashred
AMS 30+5
(HxWxD) 53 x 30 x 24 cm



12071 blue'n'flashred
JUNIOR
(HxWxD) 37 x 24 x 12 cm



12070 mint'n'pink
JUNIOR
(HxWxD) 37 x 24 x 12 cm



12001 blue'n'white'n'flashred
AMS JUNIOR ACTIONTEAM
(HxWxD) 35 x 24 x 13 cm



12087 multicolour
FREERIDE 20+
(HxWxD) 51 x 31 x 19 cm



12085 black'n'flashred
FREERIDE 20
(HxWxD) 51 x 31 x 19 cm



12086 Teamline
FREERIDE 20
(HxWxD) 51 x 31 x 19 cm



12037 anthracite
PANNIERS TRAVEL
(LxBxD) 42 x 30 x 18 cm



12038 anthracite
PANNIERS CITY
(LxBxD) 35 x 26 x 14 cm



12033 black
WORLD TROLLEY WTS 85
(LxWxD) 32 x 39 x 71 cm



CUBE BIKES

Ludwig-Hüttner-Straße 5-7

95679 Waldershof

Germany

www.cube.eu

<http://b2b.cube.eu>

E-Mail: info@cube.eu

CLAUSE RESERVING ERRORS

All images and product descriptions listed are correct at time of press. Despite careful preparation and checking of all data we reserve the right to make changes without notice. Errors cannot be excluded.

RIGHTS OF USE

The rights for all used text, pictures, graphic designs and logos are owned by the company PENDING SYSTEM GmbH & Co. KG. Use is only permitted with the permission of PENDING SYSTEM GmbH & Co. KG. This approval is subject to revocation.



Greg Callaghan - Winner Enduro World Series Ireland



