

 **CUBE**





OVERVIEW
2010

Dear business partner,

We are pleased to present our dealer workbook for 2010 for you and your staff.

We hope that this book provides easier work and quicker access to all information you require. We feel it's important to organise it in a clear way and we have given priority to selling features and technical information.

The layout of this catalogue is based on the relative CUBE product categories. Detailed photos, technical specifications and equipment features that are easy to find, material descriptions as well as clear model presentations with target group definitions and purposes complete the content.

We wish you a successful 2010 season!

*Your **CUBE** team*

The most important thing for us is to pass on the unusual which we discover in our products.

Our gifted team and the innovative ideas we have in connection with state of the art premium quality materials and technology result in the diversity of bikes in our range.

Technology at the highest level and high-quality materials are the basis for the success of our bikes. Many years of experience enable us to combine the latest technologies with sophisticated design. We revise, improve and expand the features of our bikes season after season in order to offer our customers the perfect product.

We have never forgotten the most essential thing ... our passion for biking. For 15 years ride comfort has been to the fore for us. The severest critics of our products are us ourselves and for that reason we only include in our product range bikes in which we are also 100% confident.

We gladly accept challenges and adapt to technical progress. Time and time again with the best results. Time and time again with a special stylish look.





**OVERVIEW
2010**

OVERVIEW
2010

**INNOVATION-
CENTER**

INNOVATION-
CENTER

**MOUNTAIN
FULLSUSPENSION**

MOUNTAIN
FULLSUSPENSION

**MOUNTAIN
HARDTAIL / DIRT**

MOUNTAIN
HARDTAIL / DIRT

**RACE
CYCLECROSS**

RACE
CYCLECROSS

**TRIATHLON
TIME TRAIL**

TRIATHLON
TIME TRAIL

TOUR

TOUR

**WLS WOMAN
LIKE SERIES**

WLS WOMAN
LIKE SERIES

KID

KID

**ACTIVE WEAR
COMPONENTS**

ACTIVE WEAR
COMPONENTS

SERVICE

SERVICE

hpc SERIES



STING SUPER HPC
TEAMLINE
XTR / XO / ELIXIR CR

39



STING SUPER HPC
BLACKLINE
XO / RX

41



STING SUPER HPC
BLACK 'N' GREEN LINE
XTR / ELIXIR CR

43

NEW



STEREO SUPER HPC
BLACKLINE
R1 CARBON / ELIXIR CR / RX

45

NEW



STEREO SUPER HPC
BLACK 'N' WHITE
R1 CARBON / ELIXIR CR

47

hpa SERIES



STEREO
BLACK 'N' WHITE
R1 CARBON / THE ONE

49



STEREO
BLACK ANODIZED
R1 CARBON / THE ONE / RX

51



FRITZZ
WHITE 'N' COCOA
THE ONE / RX

53



FRITZZ
BLACK 'N' GREY
THE ONE

55

NEW



HANZZ
RAW 'N' GREEN
SAINT / THE ONE FR

57

hpc SERIES



AMS HPC
TEAMLINE
R1 CARBON / ELIXIR CR

61



AMS HPC
BLACKLINE
R1 CARBON / ELIXIR CR / RX

63

pro SERIES
NEW FRAME



AMS PRO
SID BLUE
R1 MAG / ELIXIR R

65

NEW FRAME



AMS PRO
BLACK ANODIZED
R1 MAG / ELIXIR R / RX

67

NEW FRAME



AMS PRO
RACING RED
RX

69

NEW FRAME



AMS 125
WHITE 'N' BLACK 'N' GREEN
ELIXIR CR

71

NEW FRAME



AMS 125
WHITE 'N' BLACK 'N' RED
THE ONE / RX

73

NEW FRAME



AMS 125
BLACK ANODIZED
ELIXIR CR / THE ONE / RX / TRAIL

75

comp SERIES
NEW FRAME



AMS COMP
BLACK 'N' WHITE

76

NEW FRAME



AMS COMP
BLACK 'N' GREEN

77

NEW FRAME



XMS
BLACK 'N' GREY

79

SHOWSPECIAL



LTD AMS
BLACK GREY PRINT

81

hpc SERIES



ELITE HPC
TEAMLINE
R1 CARBON / R1 MAG

87



ELITE HPC
BLACKLINE
R1 MAG / ELIXIR R

89



hpt SERIES



ELITE HPT
TITAN 'N' WHITE

93

pro SERIES

NEW



REACTION 6TC SL
CARBON 'N' GREY

97



REACTION RACE
RED 'N' BLACK

98



REACTION PRO
WHITE 'N' BLACK

99



REACTION
RACING RED
ELIXIR CR / RX

103



REACTION
SID BLUE
ELIXIR R

104

ltd SERIES

NEW FRAME



REACTION
BLACK ANODIZED
ELIXIR CR / ELIXIR R / RX / HS33

105



LTD RACE
BLACK ANODIZED

108



LTD RACE
WHITE METAL GREEN

109

NEW FRAME



LTD TEAM
BLACK ANODIZED
DISC / HS33

110

NEW FRAME



LTD RACE
WHITE METAL RED
HS33

111

NEW FRAME



LTD PRO
BLACK ANODIZED

112

NEW FRAME



LTD PRO
WHITE METAL BLUE

113

NEW FRAME



LTD COMP
BLACK ANODIZED

114

NEW FRAME



LTD COMP
BLACK METAL RED

115

comp SERIES

NEW FRAME



ACID
BLACK 'N' GREY

118

NEW FRAME



ACID
WHITE 'N' RED

119

NEW FRAME



ATTENTION
BLACK 'N' WHITE

120

NEW FRAME



ATTENTION
BLACK 'N' GREEN

121

NEW FRAME



ANALOG
BLACK 'N' GREY

122

NEW FRAME



ANALOG
BLACK 'N' WHITE

123



AIM
BLACK WHITE PRINT

124



AIM
WHITE RED PRINT

125



FLYING CIRCUS
WHITE 'N' GREEN

127



S | SHOWSPECIAL



LTD CC
BLACK GREY PRINT

129

hpc SERIES



LITENING SUPER HPC D12
TEAMLINE
DURA ACE D12

135



LITENING SUPER HPC SL
BLACK 'N' GREEN LINE
SUPER RECORD

137



LITENING SUPER HPC RACE
TEAMLINE
LIGHTWEIGHT

139



LITENING SUPER HPC PRO
BLACK LINE
COMPACT / REYNOLDS ATTACK

141

hpc SERIES



LITENING HPT
TITAN 'N' WHITE

145

pro COMPOSITE SERIES

NEW FRAME



AGREE GTC SL
CARBON RED PRINT
2-SPEED / COMPACT

149

NEW FRAME



AGREE GTC RACE
CARBON 'N' WHITE
2-SPEED / 3-SPEED / COMPACT

151

NEW FRAME



AGREE GTC PRO
WHITE 'N' CARBON
2-SPEED / 3-SPEED / COMPACT

153

pro SERIES

NEW FRAME



AGREE SL
BLACK ANODIZED
3-SPEED / COMPACT

155

NEW FRAME



AGREE PRO
WHITE 'N' RACING RED
3-SPEED / COMPACT

157

performance SERIES



STREAMER
BLACK BLUE PRINT
3-SPEED / COMPACT

161



ATTEMPT
BLACK RED PRINT
3-SPEED / COMPACT

163



PELOTON
WHITE RED PRINT

165



AERIAL
BLACK WHITE PRINT

167

x | x-race SERIES



X-RACE PRO
WHITE RED PRINT

171



X-RACE COMP
BLACK RED PRINT

173



AERIUM HPC
TEAMLINE
RED / DURA ACE / ULTEGRA

179



AERIUM HPC
BLACK 'N' GREEN LINE
DURA ACE

181

hpa SERIES



AERIUM RACE
WHITE 'N' RACING RED

183

hpc SERIES



AERIUM PRO
BLACK ANODIZED

185

NEW FRAME



TONOPAH
BLACK ANODIZED
RACE / SL / TRAIL

191

NEW FRAME



CROSS
WHITE 'N' GREY

193

NEW FRAME



PURE
BLACK 'N' GREY

194





PURE
WHITE BLUE PRINT

195



NATURE
BLACK 'N' GREY

196



NATURE
COCOA WHITE PRINT

197



OVERLAND
BLACK 'N' GREY

198



OVERLAND
WHITE RED PRINT
LADY

199



CURVE
BLACK 'N' GREY

200



CURVE
WHITE 'N' BLACK
LADY

201



LTD CLS PRO RIGID
COLD GREY

203



LTD CLS PRO
COLD GREY

204



LTD CLS COMP
COLD BLACK

205



HOOPER
SHADOW BLACK

207



HYDE
BLACK 'N' GREY

209

global travel SERIES

NEW FRAME



KATHMANDU SL
BLACK ANODIZED

212

NEW FRAME



KATHMANDU
BLACK ANODIZED

213

NEW FRAME



DELHI DISC
BLACK 'N' GREY PRINT

215

NEW FRAME



DELHI
WHITE GREY PRINT
LADY HS33

217

NEW FRAME



TOURING DISC
COCOA BLACK PRINT

219

NEW FRAME



TOURING
WHITE CYAN PRINT

221



TRAVEL
SILVER GREY PRINT

222



TRAVEL
WHITE BLACK PRINT

223



TOWN
COOL BLACK

225

NEW FRAME



CENTRAL SL
BLACK GREY PRINT

227

NEW FRAME



CENTRAL PRO
COCOA GREY PRINT

229

NEW FRAME



CENTRAL COMP
WHITE GREY PRINT
LADY

231



cross road LINE



SL CROSS RACE
BLACK ANODIZED

235



SL CROSS TEAM
WHITE BLUE PRINT

237

NEW FRAME



SL CROSS PRO
WHITE 'N' BLACK

239

WLS WOMAN LIKE SERIES



SL CROSS COMP
BLACK RED PRINT

241



STEREO WLS
FADING BLUE

245

NEW FRAME



AMS WLS PRO
FADING BLACK

247

NEW FRAME



AMS WLS COMP
FADING BLUE

249

NEW



ACCESS GTC WLS
FADING BLUE

251

NEW FRAME



ACCESS WLS SL
FADING BLACK

253

NEW FRAME



ACCESS WLS PRO
FADING BLUE

255

NEW FRAME



ACCESS WLS COMP
FADING GREEN

257

NEW



AXIAL GTC WLS
FADING CYAN

259

 kids SERIES



AXIAL WLS COMP
FADING BLUE

267



TEAM KID 260
TEAMLINE
BOY

264



KID 260 WLS
CREAM
GIRL

265



TEAM KID 240
TEAMLINE
BOY

266



KID 240 PEARL
PEARL
GIRL

267



TEAM KID 200
TEAMLINE
BOY

268



KID 200 PRINCESS
PRINCESS
GIRL

269



TEAM KID 160
RACING BLACK
BOY

270



KID 160 LITTLE PRINCESS
LITTLE PRINCESS
GIRL

271





Bikes don't only mean transport to us, but REAL passion.

When developing a new Cube bike – be it for shaving a few seconds of a time trial, for the back country trail or for a smooth way through the downtown streets –, we rely on many years of experience, on our urge for perfection and, not least, on the pleasure in biking. In combination with the newest technologies and extensive series of tests in our own test laboratory, we strive to supply the highest-quality and most innovative bikes for our customers.

At this point, the CUBE-Innovation-Centre comes into effect:


Our team, which is composed of product managers, engineers, and designers, gives us the ability to react to market requirements, customers' preferences, new technologies and trends. We bring our varied experience, values and strengths together; in short, we can develop our ideas and implement them.

On the basis of sketches, initial design ideas are created. The ideas get visualised for the first time and are discussed within the team.

Afterwards, the new product is shaped three-dimensionally via CAD programs. At the same time, our designers simulate the anticipated strains on

our frames with use of finite-element method. So we can lay out the frame in a way that will optimise the use of the frame.

In our Rapid Prototyping plant, the digitally generated 3D-CAD volume model is the first pre configuration to be materialised. This model gives our designers practically as well as technically a first overall expression of the prospective product. With this model, components can already be assembled and potentially problematic sections can be corrected. After having evaluated and revised the Rapid Prototyping models, the main and resilient test prototypes



are built and equipped with components that correspond to the respective target group and/or the purpose.

The testing phases of our prototypes are extremely important. Through specifically developed testing procedures and practical tests, our pre production models undergo various permanent strain checks and maximum power simulations. In this state, they are already rated by experts. All of our frames meet the requirements of the DINplus test which exceed the requirements of the more common EN test. Finally, we integrate all of these findings on series-like conditions

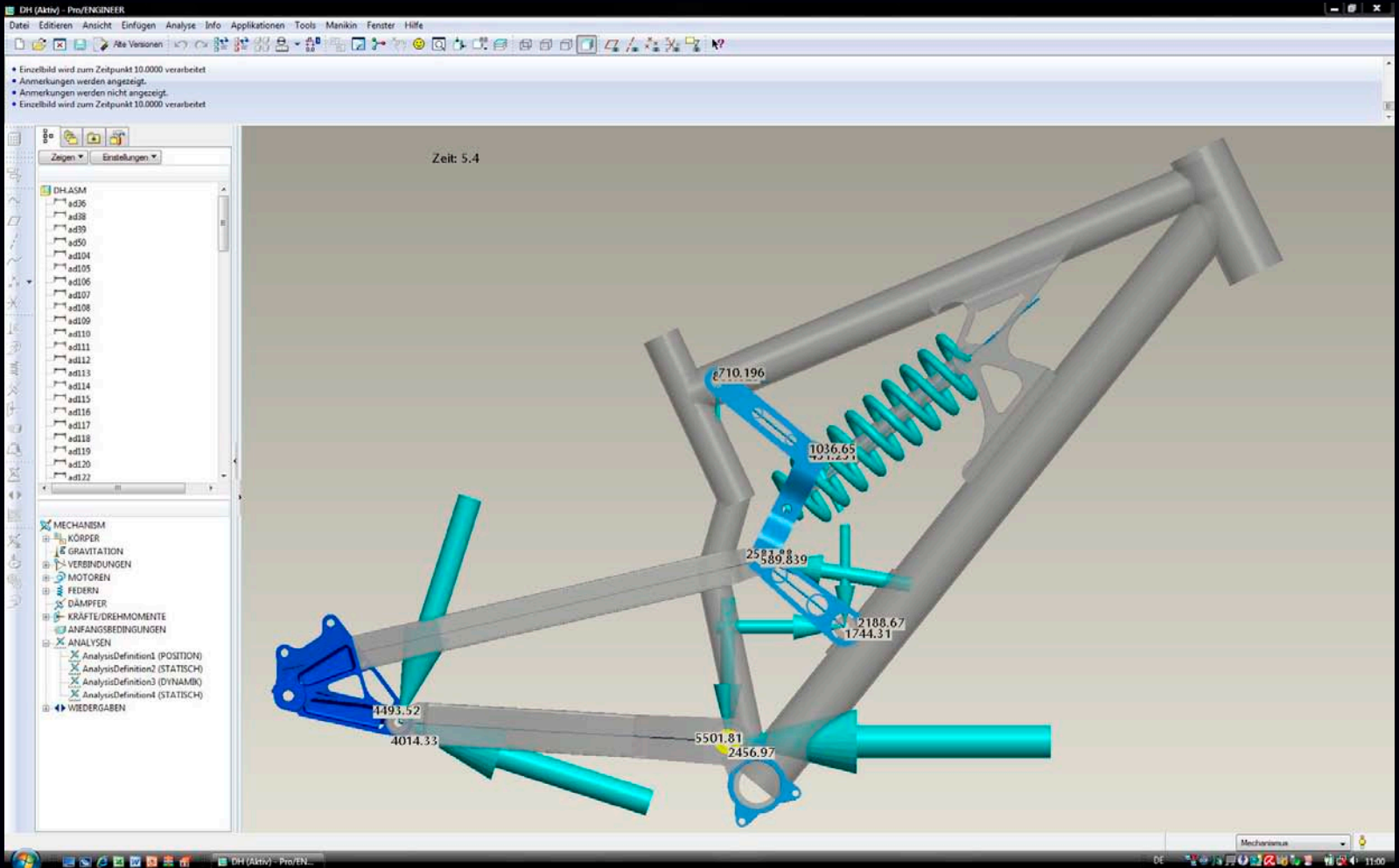
into serial production. Via all these measures, we can ensure a consistent high quality and maximise safety for our customers.

Furthermore, we are continually interacting with different external experts, consisting of leading colleges, partner companies and opinion leading specialists. We link all these findings together with our own development activities into the results of our knowledge network and introduce them into our projects.

The CUBE bike label stands for technology, innovative technique and creative design. Offering our customers efficient and reliable bikes for endless fun and enjoyment.







WHY DO WE ACTUALLY USE PRO/E BY PTC?

Following mature consideration and detailed tests we decided several years ago on the Pro Engineer software package by PTC.

We have expanded this package again and again in the course of time to the increasing demands in the fields of design and simulation.

Hence in the interim we are in a position, primarily as a result of the fine support of our partner MTC in Nurnberg, not merely to draw frames and design components in 2D or model them in 3D, but also to simulate them in "skeleton" form as a mechanism (Pro/E - AAX) in the run-up to each modelling.

In this way we are able, on the basis of the simplest sketches, to control and analyse the kinematics of our frames at a stage, which removes the need for unnecessary changes and modifications of the design as a completed 3D model.

In the process we can perform positional, dynamics and forces

analyses which assist us later in development of the tube shape and tube dimensions of the frame.

We use when doing so inter alia the extensive design modelling options Pro/E-ISDX offers us. Subsequently the whole project is then checked and optimised via Pro/E-Mechanica with regard to stability, rigidity and weight.

In this way we succeed in developing an extremely reliable, rigid product, i.e. a CUBE bike, which however, first and foremost, matches your wishes and demands in terms of function and design.

These are all reasons why we decided on Pro/E.



MTC is the PLM/CAX partner for technology companies. The range of consultancy and services focusses specifically on the needs and requirements of medium-sized companies. For more than 15 years companies have trusted the competence in the CAD/CAM/PDM field.



In PTC MTC has one of the leading providers as a systems partner. The Pro/ENGINEER and Pro/MECHANICA products for FEM calculation and ISDX for design-oriented surface design are used in development at CUBE.



3D ACTIVE LINK



Joining our AMS/Size Tuned Kinematic rear triangle with the shock, we have developed our CUBE-specific 3D Active link. Besides its special three dimensional design, this cold forged rocker has an especially high density which provides an extreme torsional stiffness.

3D BOX



To cope with bending and torsional forces in the bottom bracket area, we have developed a 3D-box for our four-pivot Dual Trail Control layout. It is placed between the rear shock struts. It gives a very wide support for the sealed encapsulated industrial bearings of the bottom bracket resulting in a clearly improved lateral stiffness, a better response, and a better power transfer between crankset and the rear wheel. At the same time, the 3D-box carries the front derailleur as well as the fixing point for the shock.

dual trail CONTROL



Dual Trail Control is the four-pivot suspension technology developed and improved by CUBE which ensures a completely neutral behavior on the rear triangle when pedaling over any terrain. Also see on page 36.

FOX | DTC CUSTOMIZED SETUP **FOX | STK CUSTOMIZED SETUP**



Elaborative developed kinematics are only able to function correctly if the associated suspension shocks is properly to it.

Therefore, we have determined a specific setup of shock-absorbers in cooperation with Fox Racing by expansive test runs and test series for every full-suspension model of the AMS, DTC and HANZZ-Series. Connected with the new Fox Float RP23 Boost Valve shock and the DHX RC4 shock, we could achieve the best optimised performance.

fsp 4LINK



The requirement for a continuously active and fully usable travel at the rear triangle that is not affected by pedaling or especially braking forces.

Regardless of the fact that a variety of other possibilities exists, we employ a four pivot chainstay construction. Here, one of the pivots is located between the dropout and the chain stay; this ensures that braking does not have a negative effect on the movement of the rear wheel. Thereby via the appropriate positioning of the remaining pivots, we obtain the finest riding qualities for our fullsuspension bikes in terms of uphill as

well as downhill abilities. This fact is also proven by plenty of top test results in leading magazines over the last few years.

FSS FRAME SAVE SYSTEM



To protect our high-end aluminum frames, they are built with the CUBE Frame Save System replaceable derailleur hanger. The thread is in the hanger and not in the frame as usual. In case of a crash, this hanger can be easily and quickly replaced by a new one.

INNOVATION-CENTER

hal HOLLOW AXLE LINK



To join our Dual Trail Control link with the frame, we have developed a CUBE specific HAL - Hollow Axle Link. The FEM optimized HAL Hollow Axle Link is very light and rigid and optimally adapted to transfer the energy flow from the rear triangle. Very light bearings give additional lateral stiffness, and in longevity they compare favourably with roller bearings.

| press fit BB



With press-fit bearings, the outer bearing ring is pressed directly into the frame housing and not screwed-in as usual. With its wider housing, the down tube and the chain stays are joined with the full width. Because the width of the housing is a parameter in calculating the stiffness, every millimeter of additional width gives a significant improvement of lateral stiffness, whilst retaining the comfort-bringing resilience of the chain stays. Press-fit bearings are used on the STING SUPER HPC, STEREO HPC, REACTION, LITENING SUPER HPC, AGREE GTC, ACCESS GTC and AXIAL GTC models.

| integrated cable ROUTING



Integrated cable routing Cables passed integrally have many advantages, not least a neat appearance. The cables are protected from external contamination and last longer. Also the fact that there are no external covers saves weight.

For our new REACTION GTC, the shell of the bottom bracket is used for deflecting the cable of the front derailleur and requires no additional component parts. The cables are protected in the frame until they appear close to the derailleur. Our new High End Aluminium racing bike AGREE HPA conceals the rear derailleur cable up to the dropout and uses the additional installation space of the Press-Fit bottom bracket for guiding the cables around the crank.

| size tuned KINEMATIC



Size Tuned Kinematic is a four-pivot suspension technology developed exclusively by CUBE. It guarantees that every frame in every size will have exactly the same dynamic properties for the designed and factual travel and response. To reach this, separate links had to be developed for each frame size. Also see page 58.

| integrated POST MOUNT



The Postmount braking absorption from REACTION GTC and the new Trekking High End frames makes it possible for us to save the use of extra parts. The dropped IS adapter with the integral bolts saves approx. 30 g. This may not seem much, but it shows the potential comprised in the details. With our new REACTION GTC, the left seat stay is constructed with a larger diameter and is closer to the rear wheel, so that the postmount braking forces are absorbed in a better way.

| THROUGH AXLE



Normal quick-release axles function by compressing several treaded connections. Also no fixation points are available which makes repositioning the rear wheel a bit of a gamble. For the rear axles in our Dual Trail Control 4-link bikes, we use the Syntace axle system. This has a 12mm axle diameter and is 142mm wide. In this system, a cone is used to form a play-free connection. It is only necessary to tighten the axle from one side. (Re-)Positioning the wheel is done by an insert in the right hand dropout which is secured by a bolt. The main advantages of the Syntace system are: quick and simple changing of the wheel, a stabilised position of the brake disc, a higher stiffness of the rear drive train and a lighter weight compared to a conventional QR axle.

WOMAN LIKE GEOMETRY

This range is increase again by two High End models this year: the ACCESS GTC and the AGREE GTC WLS.

The models of our Woman Like Series feature a compact frame geometry with shorter top tubes and longer head tubes. Therefore, the sitting position is more upright than the men's models. This sitting position relieves the female pelvis and arranges offers more comfort.

In the range of mountainbikes, the top tubes are lowered. This enables female rider a more comfortable way to dismount.



L | aluminium LITE



High-density 6061 aluminium alloy requires a heat treatment for the finished product, it is stiff and very corrosion resistant, fatigue resistant, non-shearing material suitable for light tube-sets with highest stiffness.

L | aluminium SUPERLITE



Extremely high tensile strength 7005 aluminium alloy; requires heat treatment; its developed for the highest requirements; very stiff and fatigue resistant; corrosion resistant; non-shearing; double butted which makes it suitable for very light tube-sets with a high level of stiffness.

L | aluminium ULTRAUTE



Very high tensile strength 7005 aluminium alloy; requires heat treatment; is developed for the highest requirements; very stiff and fatigue resistant; corrosion resistant; non-shearing; triple butted which makes it suitable for the lightest tube-sets with a maximum of stiffness.

hpa HIGH PERFORMANCE ALUMINIUM



For high end, we use High Performance 7005Aluminium alloy which has a very low density combined with high strength due to the special alloy and the hardening heat treatment. By triple butting or, as in the STEREO and FRITZZ model; s, even quadruple butted tubing (meaning different wall thicknesses in one tube), aluminium tubes are reinforced where required and reduced where possible. In this way, we succeed in getting material where its needed most . In addition we use Special tube shapes, manufactured with Hydroform technology to better cope with the directional forces. The low densityand high strengths as well as the butting and the Hydroform technology enable us to make high performance frames with an ultimate level of stiffness.

hpc HIGH PERFORMANCE COMPOSITE



The basis for our carbon frames is High Performance Composite, a combination of various high performance fibres. The fibre consists of multiple filaments, and its tissue is impregnated with a resin matrix to form the carbon tissue from which we build our HPC models The strong fibres are fixed in position and are protected against chemical influence and mechanical damage. The choice, mix and direction of the fibres are determined by the forces expected to act on specific areas of the frame. Our HPC models excel in high absolute stiffness (Nm/) at low weight and a very good stiffness-to-weight ratio STW (N/°/kg). For more, see page 85.



 **hpt** HIGH PERFORMANCE
TITANIUM



The titanium used for our titanium frames is characterized by low density, unique tensile strength and outstanding material hardness. The self-damping feature has makes for a super smooth ride. Minor accidents or falls cause neither cracks or dents as titanium distributes them via its structural conditioned resilience.

For our titanium frames, we use the same titanium alloys as applied in aircraft construction. For ELITE HPT and LITENING HPT, titanium with an alloy of 3/2.5. This alloy consists of titanium with the following composition: 3 % aluminium, 2,5 % vanadium and < 0,5 % other elements; this is most suitable titanium alloy for bike manufacturing.

This alloy has an especially high stiffness and material hardness with very high resilience and is used for example in hydraulic or compressed air conduits in aircraft. The tube sets hold high ductility and corrosion resistance at very low density.



PRODUCTION TECHNOLOGY / SURFACE TREATMENT

advanced TWIN MOLD



From this season on, already three frames are produced using this technically outstanding manufacturing method. The existing frames STING SUPER HPC and LITENING SUPER HPC are joined by STEREO HPC.

In this procedure, wrinkles, which are disastrous for product safety, are eliminated by complete control of the carbon fibers during the baking process.

This is ensured by an interior mould which already provides the perfect frame shape at the layup process. The improved amount of composite ensures consistent stability with less weight in terms of resin; the frames have lower weight and higher stiffness. Positive effects of this manufacturing method: the perfect process.

tzt TUBE 2 TUBE



In Tube2Tube technology, two separate carbon tubes mitered in a specific location are bonded together and joined with carbon tissue mats. After bonding, the matrix and bonder are ovenpolymerised ('baked'). The advantage of this procedure is that the order and directionality of the tissue mats and fibres are always consistent and production tolerances can be tight. With little material, our ELITE HPC has optimal stability.

twin mold TECHNOLOGY



The new AMS HPC, and also the new REACTION GTC, ACCES GTC and AGREE GTC models are produced using this complex manufacturing method.

In this procedure, wrinkles, which are disastrous for product safety, are eliminated by complete control of the carbon fibers during the baking process. Via employment of tight interior shapes at joints, the resin content is reduced considerably and the fibers are bonded together more closely. The result is a higher product integrity and improved STW data.

advanced HYDROFORMING



The complex shapes of the top and seat tubes of our STEREO and FRITZZ models are made with new hydroform technology (and couldn't be produced via conventional processes). In addition it gives intricate shaping possibilities; the tubes and frame are benefit from reduced weight and better stability without conventional welded seams.

onepiece DESIGN



With high performance aluminium frames, the welds are ground and polished away. The joints don't loose any strength in the process of this finish while taking off a little weight and looking clean.

hydroforming SYSTEM




A plain tube is placed in a mould with the specific form. The tube is filled with a mixture of liquids, often an oil mixture, which is put under high pressure. It presses the material into the negative form of the mould and gives it its shape. The manufacturing of this part concentrates, in the first place, on technical and stability issues related to the forces and stresses the part will be subject to as well as on reduced weight. Besides, hydroforming also has some great design aspects. Hydroforming enables us to make optimally light and strong shapes and internal partitions for our frames.

anodized SURFACE



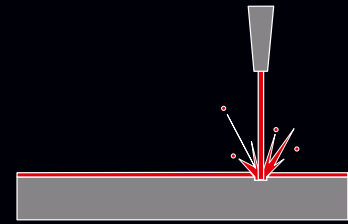
The colour of our aluminium frames with Eloxal finish is reached by anodising (a chemical process). After this treatment, the aluminium is 1000 times more scratch-resistant than before.

powder COATED




For our powder coated frames, we apply synthetic paint powder in multiple thin layers. Together with the graphics, these are stove-enamelled. With this technology, we can realise the characteristic and extraordinary multiple colour designs rendering our frames their knock and scratchproof finish which will last a lifetime.

laser DESIGN SURFACE



On the high performance frames, graphics and texts are laser-cut into the material which makes them indestructible for a lifetime.

wet paint SURFACE



On polished and brushed aluminium and all HPC frames, the logos and graphics are applied in multi-layer wet paint. We use this surface treatment technology mainly to save weight.





„Man sucht immer das Extreme,
und das findet man hier.“

Udo Bölts, Ex-Radprofi

„So viele Höhenmeter habe ich in
3 Tagen auch noch nie gemacht!“

Carsten Bresser, 2. King of the Mountain

2.-4. Juli 2010

**BIKE
CHALLENGE**

Zillertal.at



„Ich glaube, das war die schwerste
Etappe, die ich je gefahren bin.“

Silvio Wieltschnig, 1. King of the Mountain

„Schön, und anstrengend, so stelle
ich mir einen Familienausflug vor!“

Roland Fussl, 1. Prince of the Mountain

3 TAGE. 2 WERTUNGEN.
1 RENNEN.

**WWW.ZILLERTAL-
BIKECHALLENGE.COM**

CUBE stands for innovative, well designed and performance bikes.

CUBE CUSTOM DESIGN means integrating our own developments with renowned products from the best manufacturers into great looking bikes! **CUBE CUSTOM DESIGN** also means bikes that stand out from the crowd, bikes that have look totally unique look and feel.

INNOVATION-CENTER



In developing the **CUBE HP AERO** we have put great attention into stiffness, aerodynamics and low weight. Together with Citec, we have developed a wheel set to compliment these attributes. Quick acceleration, and a stable ride are this wheel sets' biggest advantages - paramount in a time-trial or triathlon machine.



Most road professionals prefer carbon wheel sets. For our high end road bikes only carbon wheel sets have been selected.

The **LIGHTWEIGHT STANDARD III** wheel set has carbon fibre spokes which help stiffen the wheel even more. Road racers prefer carbon fibre wheels, and the **Lightweight standard III** fulfills their needs to a tee.



The **FULCRUM RACING 7** wheels are custom made by the Italian company Fulcrum in our own Cube design. High quality and everyday readability are it's strength.



The **AERIUM HPC** rolls on **XENTIS MARK 7 TT** wheels. Aerodynamics, comfortable roller characteristics, and a smooth ride are the plusses of this set of tubular wheels. Destined for fast time trails or triathlon.



For our high-end bikes, we use Syntace handlebars and stems in CUBE CUSTOM DESIGN quality and looks that compliment our bikes. These parts add not only a unique optical look they both technically and quality superior.



The RFR Natural Shape 0.1 M has a modern design and is made in D2 Dual Density material. The base hard shell (with anatomic cut-outs) is filled with a softer material, covered in a Performance-nylon material all adds up to reduce its weight considerably. Extra flex is built-in this way, and the saddle is also very lightweight. The saddle has an ergonomic shape which reduces the pressure on a female rider's anatomy.



The RFR Natural Shape 0.1 R is the racing version of this saddle: more narrow but, nevertheless, still considering comfort. A manmade upper ensures easy cleaning, and extra cooling is provided by slits in the base. The saddle has an ergonomic shape which reduces the pressure on the pelvic region.

INNOVATION-CENTER



The CUBE ULTRALIGHT SCREW-ON-RACE-GRIP is featherweight but, due to its screw-on system, safe as houses. Especially designed for carbon or alloy bars, the grip is comfortable as well.




The CUBE FRITZZ SCREW-ON-GRIP is designed for alloy bars only - allowing perfect control in all situations, even in the most gnarly ones.



The most common reason for hand numbness are the wrong grips. Our CUBE ERGO LOCKON will counter this effectively: they support the natural hand position with an ergonomic design.





Automated stiffness test

We at CUBE develop and produce premium quality bikes. In the process we place great value on the safety and quality of our products.

We therefore offer a quality which exceeds European standards requirements and includes additional performance profiles for the particular special designated use.

Even during selection of products European minimum standards for bicycle components, the so-called CEN standard is observed, i.e. only products with the appropriate certificate are considered in the shortlist selection for our bicycles.

In addition we have developed our own in-house tests using our own test procedures and testing methods. These are based on the standards contained in the European norms for bicycles (e.g. EN14766 for mountain bikes, EN14781 for racing bikes etc.) plus the voluntary DIN Plus standard which goes beyond these.

In addition we test on the basis of the most recent findings which we ourselves develop both in our own test laboratory and in collaboration with our partners, the

Companies of Velotech and TU Munich. The requirements for these tests far exceed conventional standards in the industry.

Test rigs specially developed for these series of tests enable us to test in real practical simulations frames, forks, brakes and handlebar/front extension combinations to examine how they are to be expected to behave in various situations when riding.

In addition fatigue endurance tests such as out-of-saddle riding, dynamic cadence braking forks, in phase and out-of phase handlebar tests, rear assembly brake rigidity, simulations such as jump or so-called front impact (frontal shock) are also included in the standards.

In the so-called frontal impact test, for example, the forks/frame system is subjected to an extreme loading by frontal shocks administered via a pendulum impact testing machine. By introducing frontal loadings (road irregularities, jumps, crashing etc.) the effects acting on the front axles communicated to the forks and frame are calculated, evaluated and optimised for the designated use accordingly.

Brake rigidity tests on the rear assembly enable us to calculate the bending forces

which have an influence due to bracing the brake discs on the left-hand seat stay. These values then serve as a basis for the design of durable and efficient rear assemblies.

In the course of our quality control we also perform additional tests over and above these on all safety-relevant assembly components (e.g. forks):

Here we calculate the operational stability on the basis of random sampling of every new batch we receive. These random samples are stressed via dynamic cadence braking plus a series of frontal impact tests in the pendulum impact testing machine. This equates to a distance travelled of some 10,000 km.

Our in-house tests are a very important component of quality assessment and quality assurance, but are also important for product development: On the one hand we guarantee, by means of permanent and immediate checking, a constantly high standard of quality in our products and on the other we generate new knowledge which ensures more efficient design of our products and thus increases our technical prominence.



Front Impact test



multiaxial frame test



Dynamic brake pulse test



Dynamic component test





In addition to our own extensive in-house test series we subject all our bikes and components to external testing by the Velotech.de GmbH independent test institute in Schweinfurt.

Here all our products available on the market without exception are tested to the DIN Certco GmbH (Berlin) DIN Plus standard and put through their paces in accordance with the latest safety technology knowledge.

In the process products only receive this quality mark if they meet requirements over and above those laid down in the relevant standards.

The DIN Plus mark combines the DIN association mark known worldwide with the product's additional „Plus“ value.

The Company of Velotech.de GmbH, which has operated successfully since 1991, has for years carried out extensive measurements on operating loads

acting on bikes in simulated real load conditions and developed special test methods based on these findings.

Prior to every test it is determined in an initial assessment which particular demands are to be placed on this test subject.

On the basis of prevailing European standards, the DIN Plus certification program and the current state of the art these demands are then formulated and checked by testing.

In the process for example dynamic tests with multi-stage block programs are ridden, which are repeated in brief cycles to attain the desired value or up to the point of component failure. In these test series, in addition to fatigue limit testing collectively overload and manifest misuse are also included in order to be able to confidently master the extreme situation at all times.

The Velotech.de GmbH Company loads the components on test rigs with a

range of forces such as would actually act on the bike when ridden.

Via knowledge gained in these real load simulations accurate test results are calculated via the retroaction of mass acceleration forces on the bike, which are placed in the correct context on the basis of experiences in the field.

„We test the whole and not only its parts“ is the motto of the Velotech.de GmbH Company.

The following applies to our products: „DINplus is a must!“

Building on the successfully completed "Operational Stability in High Performance Bike Construction" project under the direction of Dipl.-Ing. Matthias Blümel at the Bike Competence Centre of the Technical University of Munich (TUMbcc), an additional project was born in which CUBE bikes is the exclusive bike sector partner. On the basis of knowledge gained to date, this should now be continued in the next step.

„Methods of Guaranteeing Operational Safety of sports equipment (i.e. in this case bike frames) in CRP“. This project is supported by the Bavarian government in the form of a BFS pool.

Initial situation:

Fibre reinforced composites (FRCs) have impressively demonstrated their potential in sport equipment construction in recent years and many disciplines today cannot be imagined without them. Development of products from FRC however demands increased expenditure in terms of time and effort by comparison with similar products from metal materials. Their anisotropy and different behaviour in the light of environmental influences (e.g. stone strikes) place new demands on the developer, in which methods and design tools previously used are at their limits. In particular design integrity combined with the requirement for greater rigidity and lower weight presents a particular challenge.

Objective:

The project objective is development of methods in the field of sports equipment construction which can guarantee a safe and reliable design and use of a range of sports equipment. Hence methods and robust of robust high performance structure design

in relation to fatigue symptoms and non-destructive processes for characterisation of damage occurring are being developed. Simultaneously impact damage is investigated in greater detail and alternative solutions are found to reduce the problem.

Implementation/Project Description:

The research project is subdivided into three sub-projects:

- » Sub-project 1: "Guaranteeing fatigue strength"
- » Sub-project 2: "Findings and countermeasures in relation to impact damage"
- » Sub-project 3: "NDI - Non-destructive-inspection"

Basic tests on samples and substructures shed light on CFP material behaviour. Relevant parameters to characterise fatigue symptoms and impact damage are elaborated and transferred to calculation models. Existing methods of non-destructive testing and evaluation are analysed and supplemented by new procedures. A CRP bike frame is used as a test subject which serves as an example of present-day high performance structures in the sports sector.

In addition we use knowledge gained from this and the previous project for regular series production quality testing. These measures offer the purchaser of our products therefore the highest degree of product safety.

As existing bike industry standards cannot guarantee the safety of modern sports bikes to an adequate degree there is a great need for action in ensuring operational safety of the bike frame, forks and components.

New materials and methods of construction taken from the aviation and space industry, but also improvements to suspension and brake systems place new demands on us as manufacturers and on our product safety.

In the course of the completed "Operational Stability in High Performance Bike Construction" project special measurement techniques were developed by Munich Technical University in order to be able to accurately record operational stresses on mountain bikes and racing bikes. The specially developed measuring technique for this made it possible for the first time to record all relevant forces in direction and magnitude.

The subject of particular focus are the highly safety-relevant load-bearing components forks, handlebars, stems,

frame, seatpost, crank and pedals.

In order to carry out practical tests new test rigs were designed and constructed as the test rigs used in the bike sector largely do not permit this.

The new multi-axial test rigs bring real bike operation into the laboratory.

Hence for example our handlebar and stem combinations on the Munich Technical University components test rig were tested for durability. In the process these were loaded inter alia inversely phased with an applied force of up to 1200N (loading by vigorously pulling on the handlebar to reproduce the effect during acceleration and uphill riding). The standard applicable in the bike industry is far below this.

By intelligent test rig design and use of innovative control technology it is now possible to re-enact the entire life cycle of a bike in time lapse. Design weaknesses of new models can therefore be reliably identified as early as the prototype stage and eliminated.

Currently at Munich Technical University dynamic test rigs are available for handlebars, stems, seatpost and front forks. A novel frame test rig is under design and will be completed by the end of the year.

In addition in collaboration with the Chair for Lightweight Construction at the TUM work is under way on new calculation tools for bike components.

Only by knowledge of stresses and additionally the ability to be able to verify simulation results in test rig experiments are meaningful finite element calculations possible which will make it possible to design products even more easily which are safe in operation.





Always a new experience...

Nature presents itself from its most beautiful side and offers the ideal backdrop to the brilliant performance of our full suspension bikes.

Man has not much to match nature.

Craggy cliffs, extended tours with ascents that never seem to want to end, crooked single-track trails or rapid descents therefore make a rideable set

of wheels which evens out the changing terrain features due to sensitive suspension system matched to the intended use -even over difficult terrain - and helps to prevent negative drive effects.



For the rider this means more safety, more control and more cross-country riding fun.

Whether for a race or a marathon, all mountain or long travel – we provide optimally tuned four-linkage suspension systems for every purpose, including the

next generation of Dual Trail Control and Size Tuned Kinematic.

Use of a range of materials and high-quality processing, careful selection of individual components and our four-linkage technology enable us to produce light full-suspension bikes with a high

degree of frame stability, efficient kinematics and long working life, which all have one aim – to experience the mountain world.



What is DUAL TRAIL CONTROL?

Dual Trail Control, DTC for short, is a rear suspension system further developed by us and now in its 2nd generation form, in which the shock absorber is controlled simultaneously from the chain stay and linkage, i.e. is suspended as if floating in the rear suspension.

This and the kinematics selected to match the intended use leads to a situation with our DTC models, where a very sensitive suspension response is guaranteed and at the same time the rear suspension displays absolutely no "seesawing" with the associated power loss.

Why a lockout when the rear suspension doesn't seesaw anyway due to its kinematics?

We have implemented this different on the various DTC models in accordance with the intended purpose.

The STING and the STEREO, perceived as a Marathon (Sting), XC (Sting) and All mountain (Stereo HPC, Stereo and Stereo WLS) bikes have the most strongly pronounced Anti-Seesaw kinematics.

The Fritzz, our Enduro Bike, still displays very good Anti-Seesaw behaviour with at the same time optimised downhill ride characteristics which are really fun.

Naturally we also use here for each model an individual shock absorber specially developed in collaboration with FOX Racing Shox.

How do the various DUAL TRAIL CONTROL models differ?

The STING SUPER HPC.

Top model in the DTC Series, For Marathon, Alpencross, Allmountain Sport, 120 mm suspension travel, carbon, no seesawing.

Our Sting Super HPC is our cutting edge innovation bike.

Light due to Advanced Twin Mould Process. In this way we achieve a very good stability and rigidity to weight ratio using High Performance Composites and the consequent reduced use of resin.

Top kinematics specially tuned for use as a marathon and CC bike. A



bike which takes you uphill without seesawing which wastes effort but which also displays outstanding suspension sensitivity and performance.

Best possible rigidity values due to optimised tubing cross-sections and joints, e.g. to the bottom bracket bearing housing. This is especially wide in order to accept the Shimano press-fit bottom bracket. In that way we achieve maximum bearing support width and make possible even more efficient power transmission.

In order to be able to use suspension forks with tapered head tubes (significantly greater rigidity) we have also designed the frame head tube accordingly. This again results in even better rigidity values due to the possibility of having a greater cross-section at the down tube-head tube joint.

In addition here, as on the Stereo and Fritzz models we also use the Syntace-developed X12 through-axle.

With all these measures we have succeeded in developing a bike which sets new standards both in design and in function.

The STEREO HPC.

In 2010 we are expanding our DTC model range with the STEREO HPC.

On this bike we are only using carbon material on the main frame, this conditioned by optional use in heavy terrain, due to the possible suspension travel.

Here too High Performance Composites are used as on the Sting Super HPC.

However the frames are produced in an already forward-developed improved Advanced Twin Mould process. Parallel to the Sting Super HPC for reasons of rigidity we are also using the Shimano press-fit bottom bracket and the conical head tube here in order to fit suspension forks with a conical head tube.

A further highlight on this model is control line routing for the shift cables designed inside the frame. The highlight on this model is plainly that with identical geometry and ride characteristics the bike is significantly lighter than the Stereo HPA.



The **STEREO** and **STEREO WLS**.

High Performance Aluminium, Advanced Hydroforming, 140 mm suspension travel, no seesawing.

On the Stereo we use high tensile aluminium as frame material. Less sensitive to, for example, stone strikes and nonetheless extremely light this is our preferred material for a typical all-mountain full suspension bike.

Advanced hydroforming and up to quadruple butting enable us to design frame tubes which are stress loading optimised. At the same time it is possible in this way to avoid welded joints (saddle tube) and hence to release stresses from the material (danger of crack formation). In this way we also achieve a better low-tension frame design and therefore again a lower weight combined with improved rigidity and stability.

Geometry and seat position here is not so sportily stretched by comparison with the Sting, rather it is somewhat upright and correspondingly designed for typical all-mountain use.

On the Stereo WLS we have included all the same features, only the geometry and the frame shape are adapted more to the needs of the lady rider.

The **FRITZZ**.

High Performance Aluminium, Advanced Hydroforming, 160 mm suspension travel, no seesawing.

On the Fritz too we use the same High Performance Aluminium. However here we have dimensioned the frame tube cross-section differently to correspond to the anticipated higher loadings.

However here too conifications (up to for on one tube) and Advanced Hydroforming are used, as on the Stereo.

On the Fritz with the geometry the Enduro application was taken account of more.

Conditioned by the even greater suspension travel both on the rear suspension and the fork the seat position is designed to be more upright, even more "in the bike". Hence the Fritz is predestined for use as a trail blazer and fun machine.

In summarising it must be mentioned that we have achieved a clearly improved wheelbase (50mm) as against the earlier generation DTC models and a lower centre of gravity. As mentioned above on the 4 models we use the X12 axle system which guarantees more rapid fitting of the rear wheels with at the same time a stronger and more rigid

connection. If possible we also use a through-axle system on the front wheel in order to exploit these advantages.

*All this and the modifications to geometry and kinematics have led to the current **STING SUPER HPC**, **STEREO SUPER HPC**, **STEREO**, **STEREO WLS** and **FRITZZ DTC** models. Very agile, efficient, lightweight mountain bikes which will inspire you.*





Dual Trail Control 4-link frame in carbon with dynamic sports geometry for performance-motivated riders for marathons, racing and all-mountain. 120 mm of fully active, drive-neutral suspension travel available.

FRAME FEATURES

- » High Performance Composite Twin Mold Technology carbon frame and rear suspension for max. stability and quality
- » HPC Advanced Twin Mold Technology for max. stability and quality, multi-component design
- » Modified and perfected Dual Trail Control, drive-neutral 4-link suspension technology
- » Conically tapered head tube (from 1 1/2" to 1 1/8") with integral head set for optimum STW values
- » HAL Hollow Axle Link for max. linkage rigidity for less weight
- » Carbon rear suspension full industrial quality bearings - particularly low-maintenance and durable
- » 3D box between chain stays to absorb torsion and lateral forces
- » Press-Fit fully integral bottom bracket system for optimum STW values
- » CNC-machined and cold forged frame components in area of bottom bracket for high rigidity and good brake heat sink
- » Fox Custom Set-Up at shock absorber - optimised to DTC Kinematics
- » Drive independent of Sag-setting - comfortably adjustable without negative forces
- » Syntace X12 rear axle system for max. rigidity, functionality and user-friendly handling
- » FSP 4-link: genuine 4-link frame with pivot in chain stay to decouple brake forces from suspension and kinematics optimised for intended use
- » Impact Protection Foil on down tube to protect from stone strikes
- » Anti chain-suck plate on right chain stay
- » Seat post largely concealable

- » Water bottle bosses on down tube option
- » Top finish multilayer wet lacquer sealed
- » Meets new EU standards - tested to Velotech DINplus
- » Sizes available: 16", 18", 20", 22", also available as frame set

EQUIPMENT FEATURES

- » Fox RP23 BoostValve air shock, adjustable, ProPedal platform damping
- » Acros fully integral head set - particularly light
- » Syntace Vector Lowrider carbon handlebars, oversized, F119 stem, P6 Carbon seat post in CUBE CUSTOM DESIGN
- » CUBE Ultralight Screw-On Race Grip
- » Schwalbe Rocket Ron Kevlar folding tyres- very light with low roll resistance and optimum traction
- » Fi'zi:k Tundra saddle

OPTION XTRA

- » Magura Durin air fork - rebound damping, Albert Select platform with remote lever, 120mm suspension travel, integrated crown, in CUBE CUSTOM DESIGN
- » Formula R1 carbon hydraulic disc brakes with carbon lever - lightweight 2-component disc brakes and aluminium spider
- » DT Swiss CPW1280 system wheels - very light and rigid for optimum acceleration, X12 HR axle with RWS quick-release system

OPTION XO

- » Fox 32 F120RLC FIT air fork - rebound damping, pressure adjustable, lockout, 120mm suspension travel, 15mm quick release and 1 1/2"-1 1/8" integral tapered steering tube
- » Sram XO "redwin design" gearshift components
- » Truvativ Noir Carbon "redwin design" crank

- » Formula R1 carbon hydraulic disc brakes with carbon lever - lightweight 2-component disc brakes and aluminium spider
- » DT Swiss XPW1600 system wheels - very light and rigid for optimum acceleration, X12 HR axle with RWS quick-release system

OPTION E CR

- » Fox 32 F120RLC FIT air fork - rebound damping, pressure adjustable, lockout, 120mm suspension travel, 1 1/2"-1 1/8" integral tapered steering tube
- » Shimano Deore XT Shadow gear components
- » Avid Elixir CR hydraulic disc brakes, adjustable grip width and adjustable pressure point
- » Sunringle Ryde XMB DTC system wheels - light and stable wheels, X12 HR axle with RWS quick-release system

RECOMMENDATION

- » Never ride without a chain suck plate or Neopren chain stay protection.
- » Please note correct size choice due to flat seat tube angle.
- » Shorten carbon seat post to correct length - seal with clear lacquer
- » Shock setting approx. 15% Sag
- » Crash Replacement Warranty on frame (see Service Section)

SPARES

- » 60200 Chainsuck Protector-Shield
- » 10137 Hanger red
- » 60090 Neopren chain stay protector



TEAMLINE
XTR

MOUNTAIN
FULLSUSPENSION

duat trail CONTROL | super competition RACING | hpc SUPER | advanced TWIN MOLD | fsp LINK | FOX CUSTOMIZED GROUP | wet paint SURFACE | 3D BOX | press fit BB | hollow AXLE LINK | TS TAPERED STEEPER

STING HPC XTR

art.nr.	Team Line 155911/ Black'n'Green Line 155912
frame	HPC Monocoque DTC Advanced Twin Mold Technology
size	16", 18", 20", 22", Frameset available
color	Team Line or Black'n'Green Line
fork	Magura Durin 120mm, Albert Select Remote-Control, 1.5 Integrated Crown
rear shock	Fox Float RP23 BV 190mm
headset	Acros AI-71 Integrated
stem	Syntace F109 Oversized
handlebar	Syntace Vector Carbon Lowrider Oversized
grips	CUBE Ultralight Screw-On-Race-Grip
rear derailleur	Shimano XTR RD-M972 Shadow
front derailleur	Shimano XTR FD-M970, Top Swing 34.9mm
shifter	Shimano XTR SL-M970 Rapidfire-Plus, 9-speed
brakes	Formula R1 Carbon hydr. Discbrake (180/180mm)
cranks	Shimano XTR FC-M970 Hollowtech II 44x32x22, 175mm, Press-Fit BB
cassette	Shimano XTR CS-M970 11-32, 9-speed
chain	Shimano CN-HG93 108 links
wheelset	DT Swiss CPW1280 Carbon Wheelset FH:15mm/ RH:X12mm
front tire	Schwalbe Rocket Ron Kevlar Triple Compound 2.25
rear tire	Schwalbe Rocket Ron Kevlar Triple Compound 2.25
inner tubes	Schwalbe MTB light SV14
rim tape	Schwalbe 20-559
pedals	Shimano PD-M520
saddle	Fizik Tundra Carbon
seatpost	Syntace P6 Carbon 31.6mm
seatclamp	Syntace Superlock 35.0mm
extras	Chainstay Protection, Neopren
accessories	Muddy Board Carbon 40405
weight*	10,40 kg

STING HPC XO

art.nr.	Team Line 155901/ Black Line 155900
frame	HPC Monocoque DTC Advanced Twin Mold Technology
size	16", 18", 20", 22", Frameset available
color	Team Line or Black Line
fork	Fox 32 F120 RLC FIT 120mm, Lockout, 15mm Axle, tapered
rear shock	Fox Float RP23 BV 190mm
headset	Acros AI-71 Integrated
stem	Syntace F109 Oversized
handlebar	Syntace Vector Carbon Lowrider Oversized
grips	CUBE Ultralight Screw-On-Race-Grip
rear derailleur	Sram XO
front derailleur	Shimano XTR FD-M970, Top Swing 34.9mm
shifter	Sram XO Trigger, 9-speed
brakes	Formula R1 Carbon hydr. Discbrake (180/180mm)
cranks	Truvativ NOIR Carbon 44x32x22, 175mm, Press-Fit BB
cassette	Sram P6990 11-32, 9-speed
chain	Sram PC971 108 links
wheelset	DT Swiss XPW1600 Wheelset FH:15mm/RH:X12mm
front tire	Schwalbe Rocket Ron Kevlar Triple Compound 2.25
rear tire	Schwalbe Rocket Ron Kevlar Triple Compound 2.25
inner tubes	Schwalbe MTB light SV14
rim tape	Schwalbe 20-559
pedals	Shimano PD-M520
saddle	Fizik Tundra Carbon
seatpost	Syntace P6 Carbon 31.6mm
seatclamp	Syntace Superlock 35.0mm
extras	Chainstay Protection, Neopren
accessories	Muddy Board Carbon 40405
weight*	10,40 kg

STING HPC Elixir CR

art.nr.	Team Line 155401/ Black'n'Green Line 155400
frame	HPC Monocoque DTC Advanced Twin Mold Technology
size	16", 18", 20", 22", Frameset available
color	Team Line or Black'n'Green Line
fork	Fox 32 F120 RLC FIT 120mm, Lockout
rear shock	Fox Float RP23 BV 190mm
headset	Acros AI-71 Integrated
stem	Syntace F109 Oversized
handlebar	Syntace Vector Carbon Lowrider Oversized
grips	CUBE Ultralight Screw-On-Race-Grip
rear derailleur	Shimano Deore XT RD-M772 Shadow
front derailleur	Shimano Deore XT FD-M770, Top Swing, 34.9mm
shifter	Shimano Deore XT SL-M770 Rapidfire-Plus, 9-speed
brakes	Avid Elixir CR hydr. Discbrake (185/185mm)
cranks	Shimano Deore XT FC-M770 Hollowtech II 44x32x22, 175mm, Press-Fit BB
cassette	Shimano Deore XT CS-M770 11-32, 9-speed
chain	Shimano CN-HG93 108 links
wheelset	Sunringlé Ryde XMB DTC Wheelset FH:9mm/ RH:X12mm
front tire	Schwalbe Rocket Ron Kevlar Triple Compound 2.25
rear tire	Schwalbe Rocket Ron Kevlar Triple Compound 2.25
inner tubes	Schwalbe MTB light SV14
rim tape	Schwalbe 20-559
pedals	Shimano PD-M520
saddle	Fizik Tundra MG
seatpost	Syntace P6 Carbon 31.6mm
seatclamp	Syntace Superlock 35.0mm
extras	Chainstay Protection, Neopren
accessories	Muddy Board Carbon 40405
weight*	11,20 kg





Dual Trail Control 4-link frame in carbon with dynamic sports geometry for performance-motivated riders for marathons, racing and all-mountain sport. 120 mm of fully active, drive-neutral suspension travel available.

FRAME FEATURES

- » High Performance Composite Twin Mold Technology carbon frame and rear suspension for max. stability and quality
- » HPC Advanced Twin Mold Technology for max. stability and quality, multi-component design
- » Modified and perfected Dual Trail Control, drive-neutral 4-link suspension technology
- » Conically tapered head tube (from 1 1/2" to 1 1/8") with integral headset for optimum STW values
- » HRL Hollow Axle Link for max. linkage rigidity for less weight
- » Carbon rear suspension full industrial quality bearings - particularly low-maintenance and durable
- » 3D box between chain stays to absorb torsion and lateral forces
- » Press-Fit fully integral bottom bracket for optimum STW values
- » CNC-machined and cold forged frame components in area of bottom bracket for high rigidity and good brake heat sink
- » Fox Custom Set-Up at shock absorber - optimised to DTC Kinematics
- » Drive independent of Sag-setting - comfortably adjustable without negative forces
- » Syntace X12 rear axle system for max. rigidity, functionality and user-friendly handling
- » FSP 4-link: genuine 4-link frame with pivot in chain stay to decouple brake forces from suspension and kinematics optimised for intended use
- » Impact Protection Foil on down tube to protect from stone strikes

- » Anti chain-suck plate on right chain stay
- » Seat post largely concealable
- » Water bottle bosses on down tube option
- » Top finish multilayer wet lacquer sealed
- » Meets new EU standards - tested to Velotech DINplus
- » Sizes available: 16", 18", 20", 22", also available as frame set

EQUIPMENT FEATURES

- » Fox RP23 BoostValve air shock, adjustable, ProPedal platform damping
- » Acros fully integral headset - particularly light
- » CUBE Ultralight Screw-On Race Grip
- » Schwalbe Rocket Ron Kevlar folding tyres - very light with low roll resistance and optimum traction
- » Fi'zi:k Tundra saddle

XO OPTION

- » Fox 32 F120RLC FIT air fork - rebound damping, pressure adjustable, lockout, 120mm suspension travel, 15mm quick release and 1 1/2"-1 1/8" integral tapered steering tube
- » Syntace Vector Lowrider carbon handlebars, oversized, F119 stem, P6 carbon seat post
- » Sram XO "redwin design" gearshift components
- » Truvativ Noir Carbon "redwin design" crank
- » Formula R1 carbon hydraulic disc brakes with carbon lever - lightweight 2-component disc brakes and aluminium spider
- » DT Swiss XPW1600 system wheels - very light and rigid for optimum acceleration, X12 HR axle with RWS quick-release system

RX OPTION

- » Rock Shox Reba Race U-Turn air fork - rebound damping, pressure adjustable, lockout with Motion Control, PopLoc, U-Turn 90-120mm suspension travel deflection, cockpit lowered for improved climbing and more reserves for descents
- » Syntace Vector Oversized Lowrider aluminium handlebars
- » Shimano Deore XT Shadow/SLX gearshift components
- » Formula RX hydraulic disc brakes
- » Sunringle Ryde XMB DTC system wheels - light and stable wheels, X12 HR axle with RWS quick-release system

RECOMMENDATION

- » Never ride without a chain suck plate or Neopren chain stay protection!!!
- » Please note correct size choice due to flat seat tube angle.
- » Shorten carbon seat post to correct length - seal with clear lacquer
- » Shock setting approx. 15% Sag
- » Crash Replacement Warranty on frame (see Service Section)

SPARES

- » 60200 Chainsuck Protector-Shield
- » 10137 Hanger red
- » 60090 Neopren chain stay protector



BLACKLINE
XO

MOUNTAIN
FULLSUSPENSION

duat trail CONTROL | super competition RACING hpc SUPER advanced TWIN MOLD fsp LINK FOX CUSTOMIZED SET-UP wet paint SURFACE 3d BOX X 12 PROCOMP 2012 press fit BB hollow AXLE LINK TS TAPERED STEERER

STING HPC XO

art.nr.	Team Line 155901/ Black Line 155900
frame	HPC Monocoque DTC Advanced Twin Mold Technology
size	16", 18", 20", 22", Frameset available
color	Team Line or Black Line
fork	Fox 32 F120 RLC FIT 120mm, Lockout, 15mm Axle, tapered
rear shock	Fox Float RP23 BV 190mm
headset	Acros AI-71 Integrated
stem	Syntace F109 Oversized
handlebar	Syntace Vector Carbon Lowrider Oversized
grips	CUBE Ultralight Screw-On-Race-Grip
rear derailleur	Sram XO
front derailleur	Shimano XTR FD-M970, Top Swing 34.9mm
shifter	Sram XO Trigger, 9-speed
brakes	Formula R1 Carbon hydr. Discbrake (180/180mm)
cranks	Truvativ NOIR Carbon 44x32x22, 175mm, Press-Fit BB
cassette	Sram PG990 11-32, 9-speed
chain	Sram PC971 108 links
wheelset	DT Swiss XPM1600 Wheelset FH:15mm/RH:X12mm
front tire	Schwalbe Rocket Ron Kevlar Triple Compound 2.25
rear tire	Schwalbe Rocket Ron Kevlar Triple Compound 2.25
inner tubes	Schwalbe MTB light SV14
rim tape	Schwalbe 20-559
pedals	Shimano PD-M520
saddle	Fi'zi:k Tundra Carbon
seatpost	Syntace P6 Carbon 31.6mm
seatclamp	Syntace Superlock 35.0mm
extras	Chainstay Protection, Neopren
accessories	Muddy Board Carbon 40405
weight*	10,40 kg

STING HPC RX

art.nr.	155200
frame	HPC Monocoque DTC Advanced Twin Mold Technology
size	16", 18", 20", 22", Frameset available
color	Black Line
fork	Rock Shox Reba Race U-turn 90-120mm, Motion Control, PopLoc
rear shock	Fox Float RP23 BV 190mm
headset	Acros AI-71 Integrated
stem	Syntace F149 Oversized
handlebar	Syntace Vector 2014 318 Lowrider Oversized
grips	CUBE Ultralight Screw-On-Race-Grip
rear derailleur	Shimano Deore XT RD-M772 Shadow
front derailleur	Shimano SLX FD-M660, Top Swing, 34.9mm
shifter	Shimano SLX SL-M660 Rapidfire-Plus, 9-speed
brakes	Formula RX hydr. Discbrake (180/180mm)
cranks	Shimano SLX FC-M660 Hollowtech II 44x32x22, 175mm, Press-Fit BB
cassette	Shimano CS-HG50 11-32, 9-speed
chain	Shimano CN-HG53 108 links
wheelset	Sunringlé Ryde XMB DTC Wheelset FH:9mm/RH:X12mm
front tire	Schwalbe Rocket Ron Kevlar Triple Compound 2.25
rear tire	Schwalbe Rocket Ron Kevlar Triple Compound 2.25
inner tubes	Schwalbe MTB light SV14
rim tape	Schwalbe 20-559
pedals	Shimano PD-M520
saddle	Fi'zi:k Tundra MG
seatpost	RFR Prolight 31.6mm Setback
seatclamp	Syntace Superlock 35.0mm
extras	Chainstay Protection, Neopren
accessories	Muddy Board Carbon 40405
weight*	11,60 kg





Dual Trail Control 4-link frame in carbon with dynamic sports geometry for performance-motivated riders for marathons, racing and all-mountain sport. 120 mm of fully active, drive-neutral suspension travel available.

FRAME FEATURES

- » High Performance Composite Twin Mold Technology carbon frame and rear suspension for max. stability and quality
- » HPC Advanced Twin Mold Technology for max. stability and quality, multi-component design
- » Modified and perfected Dual Trail Control, drive-neutral 4-link suspension technology
- » Conically tapered head tube (from 1 1/2" to 1 1/8") with integral headset for optimum STW values
- » HRL Hollow Axle Link for max. linkage rigidity for less weight
- » Carbon rear suspension full industrial quality bearings - particularly low-maintenance and durable
- » 3D box between chain stays to absorb torsion and lateral forces
- » Press-Fit fully integral bottom bracket for optimum STW values
- » CNC-machined and cold forged frame components in area of bottom bracket for high rigidity and good brake heat sink
- » Fox Custom Set-Up at shock absorber - optimised to DTC Kinematics
- » Drive independent of Sag-setting - comfortably adjustable without negative forces
- » Syntace X12 rear axle system for max. rigidity, functionality and user-friendly handling
- » FSP 4-link: genuine 4-link frame with pivot in chain stay to decouple brake forces from suspension and kinematics optimised for intended use
- » Impact Protection Foil on down tube to protect from stone strikes

- » Anti chain-suck plate on right chain stay
- » Seat post largely concealable
- » Water bottle bosses on down tube option
- » Top finish multilayer wet lacquer sealed
- » Meets new EU standards - tested to Velotech DINplus
- » Sizes available: 16", 18", 20", 22", also available as frame set

EQUIPMENT FEATURES

- » Magura Durin air fork - rebound damping, Albert Select platform with remote lever, 120mm suspension travel, 15mm quick release, integrated crown, in CUBE CUSTOM DESIGN
- » Fox RP23 BoostValve air shock, adjustable, ProPedal platform damping
- » Acros fully integral headset - particularly light
- » Syntace Vector Lowrider carbon handlebars, oversized, F119 stem, P6 Carbon seat post in CUBE CUSTOM DESIGN
- » CUBE Ultralight Screw-On Race Grip

OPTION XTRA

- » Magura Durin air fork - rebound damping, Albert Select platform with remote lever, 120mm suspension travel, integrated crown, in CUBE CUSTOM DESIGN
- » Formula R1 carbon hydraulic disc brakes with carbon lever - lightweight 2-component disc brakes and aluminium spider
- » DT Swiss CPW1280 system wheels - very light and rigid for optimum acceleration, X12 HR axle with RWS quick-release system

OPTION ELIXIR CR

- » Fox 32 F120RCL air fork - rebound damping, pressure adjustable, lockout, 120mm suspension travel, 1 1/2"-1 1/8" integral tapered steering tube
- » Syntace Vector Lowrider carbon handlebars, oversized, F119 stem, P6 carbon seat post
- » Shimano Deore XT Shadow gear components
- » Avid Elixir CR hydraulic disc brakes, adjustable grip width and adjustable pressure point
- » Sunringle Ryde XMB DTC system wheels - light and stable wheels, X12 HR axle with RWS quick-release system

RECOMMENDATION

- » Never ride without a chain suck plate or Neopren chain stay protection!!!
- » Please note correct size choice due to flat seat tube angle.
- » Shorten carbon seat post to correct length - seal with clear lacquer
- » Shock setting approx. 15% Sag
- » Crash Replacement Warranty on frame (see Service Section)

SPARES

- » 60200 Chainsuck Protector-Shield
- » 10136 Hanger black
- » 60090 Neopren chain stay protector



BLACK 'N' GREEN LINE
XTR

MOUNTAIN
FULLSUSPENSION

duat trail CONTROL | super competition RACING | hpc SUPER | advanced TWIN MOLD | fsp 4LINK | FOX CUSTOMIZED SET-UP | wet paint SURFACE | 3d BOX | X 12 | PROSP 262 | press fit BB | halo HOLLOW AXLE LINK | TS TAPERED STEERER

STING HPC XTR

art.nr.	Team Line 155911/ Black'n'Green Line 155912
frame	HPC Monocoque DTC Advanced Twin Mold Technology
size	16", 18", 20", 22", Frameset available
color	Team Line or Black'n'Green Line
fork	Magura Durin 120mm, Albert Select Remote-Control, 1.5 Integrated Crown
rear shock	Fox Float RP23 BV 190mm
headset	Acros AI-71 Integrated
stem	Syntace F109 Oversized
handlebar	Syntace Vector Carbon Lowrider Oversized
grips	CUBE Ultralight Screw-On-Race-Grip
rear derailleur	Shimano XTR RD-M972 Shadow
front derailleur	Shimano XTR FD-M970, Top Swing 34.9mm
shifter	Shimano XTR SL-M970 Rapidfire-Plus, 9-speed
brakes	Formula R1 Carbon hydr. Discbrake (180/180mm)
cranks	Shimano XTR FC-M970 Hollowtech II 44x32x22, 175mm, Press-Fit BB
cassette	Shimano XTR CS-M970 11-32, 9-speed
chain	Shimano CN-HG93 108 links
wheelset	DT Swiss CPW1280 Carbon Wheelset FH:15mm/ RH:X12mm
front tire	Schwalbe Rocket Ron Kevlar Triple Compound 2.25
rear tire	Schwalbe Rocket Ron Kevlar Triple Compound 2.25
inner tubes	Schwalbe MTB light SV14
rim tape	Schwalbe 20-559
pedals	Shimano PD-M520
saddle	Fizik Tundra Carbon
seatpost	Syntace P6 Carbon 31.6mm
seatclamp	Syntace Superlock 35.0mm
extras	Chainstay Protection, Neopren
accessories	Muddy Board Carbon 40405
weight*	10,40 kg

STING HPC Elixir CR

art.nr.	Team Line 155401/ Black'n'Green Line 155400
frame	HPC Monocoque DTC Advanced Twin Mold Technology
size	16", 18", 20", 22", Frameset available
color	Team Line or Black'n'Green Line
fork	Fox 32 F120 RLC FIT 120mm, Lockout
rear shock	Fox Float RP23 BV 190mm
headset	Acros AI-71 Integrated
stem	Syntace F109 Oversized
handlebar	Syntace Vector Carbon Lowrider Oversized
grips	CUBE Ultralight Screw-On-Race-Grip
rear derailleur	Shimano Deore XT RD-M772 Shadow
front derailleur	Shimano Deore XT FD-M770, Top Swing, 34.9mm
shifter	Shimano Deore XT SL-M770 Rapidfire-Plus, 9-speed
brakes	Avid Elixir CR hydr. Discbrake (185/185mm)
cranks	Shimano Deore XT FC-M770 Hollowtech II 44x32x22, 175mm, Press-Fit BB
cassette	Shimano Deore XT CS-M770 11-32, 9-speed
chain	Shimano CN-HG93 108 links
wheelset	Sunringlé Ryde XMB DTC Wheelset FH:9mm/ RH:X12mm
front tire	Schwalbe Rocket Ron Kevlar Triple Compound 2.25
rear tire	Schwalbe Rocket Ron Kevlar Triple Compound 2.25
inner tubes	Schwalbe MTB light SV14
rim tape	Schwalbe 20-559
pedals	Shimano PD-M520
saddle	Fizik Tundra MG
seatpost	Syntace P6 Carbon 31.6mm
seatclamp	Syntace Superlock 35.0mm
extras	Chainstay Protection, Neopren
accessories	Muddy Board Carbon 40405
weight*	11,20 kg





MOUNTAIN FULLSUSPENSION

Very light Dual Trail Control 4-link frame in carbon for alpine mountain biking, all-mountain terrain and longer-distance touring. With Dual Trail Control 140mm of fully active drive-neutral suspension travel available.

FRAME FEATURES

- » High Performance Composite Twin Mold Technology carbon frame with high-performance triple butted aluminium rear suspension for max. stability and quality
- » HPC Advanced Twin Mold Technology for max. stability and quality, multi-component design
- » Modified and perfected Dual Trail Control, drive-neutral 4-link suspension technology
- » Conically tapered head tube (from 1 1/2" to 1 1/8") with integral headset for optimum STW values
- » HAI Hollow Axle Link for max. linkage rigidity for less weight
- » Aluminium rear suspension full industrial quality bearings - particularly low-maintenance and durable
- » 3D box between chain stays to absorb torsion and lateral forces
- » Press-Fit fully integral bottom bracket for optimum STW values
- » CNC-machined and cold forged frame components in area of bottom bracket for high rigidity and good brake heat sink
- » Fox Custom Set-Up at shock absorber - optimised to DTC Kinematics
- » Drive independent of Sag-setting - comfortably adjustable without negative forces
- » Syntace X12 rear axle system for max. rigidity, functionality and user-friendly handling
- » FSP 4-link: genuine 4-link frame with pivot in chain stay to decouple brake forces from suspension and kinematics optimised for intended use
- » Impact Protection Foil on down tube to protect from stone strikes
- » Seat post largely concealable
- » Water bottle bosses on down tube option
- » Top finish multilayer wet lacquer sealed

- » Meets new EU standards - tested to Velotech DINPlus
- » Sizes available: 16", 18", 20", 22", also available as frame set

EQUIPMENT FEATURES

- » Fox RP23 BoostValve air shock, adjustable, ProPedal platform damping
- » Schwalbe Fat Albert Kevlar folding tyres - light all-mountain tyres for optimum traction
- » Fi'zi:k Gobi XM saddle

OPTION R1 CARBON

- » Fox 32 Talas RLC FIT air fork - rebound damping, pressure adjustable, lockout, 110/130/150mm suspension travel adjustment -lowered cockpit option for improved climbing and more reserves on descents, 15 mm quick-release axle, 1 1/2"-1 1/8" integral tapered steering tube
- » Syntace Vector Lowrider carbon handlebars, oversized, F109 stem, P6 carbon seat post
- » CUBE Ultralight Screw-On Race Grip
- » Shimano XTR gearshift components
- » Formula R1 carbon hydraulic disc brakes with carbon lever - lightweight 2-component disc brakes and aluminium spider
- » DT Swiss XPW1600 system wheels - very light and rigid for optimum acceleration, X12 HR axle with RWS quick-release system

OPTION ELIXIR CR

- » Fox 32 Talas RLC FIT air fork - rebound damping, pressure adjustable, lockout, 110/130/150mm suspension travel adjustment -lowered cockpit option for improved climbing and more reserves on descents, 15 mm quick-release axle, 1 1/2"-1 1/8" integral tapered steering tube
- » Syntace Vector Lowrider carbon handlebars, oversized, F109 stem, P6 carbon seat post

- » CUBE Ultralight Screw-On Race Grip
- » Sram X9 gear components
- » Avid Elixir CR hydraulic disc brakes, adjustable grip width and adjustable pressure point
- » DT Swiss XPW1600 system wheels - very light and rigid for optimum acceleration, X12 HR axle with RWS quick-release system

OPTION RX

- » Rock Shox Revelation Race Air U-Turn air fork - rebound damping, pressure adjustable, lockout with Motion Control, PopLoc, U-Turn 120-150mm suspension travel deflection, cockpit lowered option for improved climbing and more reserves for descents
- » Syntace Vector Oversized Lowrider aluminium handlebars with CUBE FritzZ Screw-On-Race-Grip
- » Shimano Deore XT Shadow gearshift components
- » Formula RX hydraulic disc brakes
- » Sunringle Ryde XMB DTC system wheels - light and stable wheels, X12 HR axle with RWS quick-release system

RECOMMENDATION

- » Please note correct size choice due to flat seat tube angle.
- » Shorten carbon seat post to correct length - seal with clear lacquer
- » Shock setting approx. 20% Sag
- » Crash Replacement Warranty on frame (see Service Section)

SPARES

- » 60201 Chainsuck Protector-Shield
- » 10137 Hanger red
- » 60091 Neopren chain stay protector



BLACK LINE
R1 CARBON

MOUNTAIN
FULLSUSPENSION

| | | | | | | | | | |

STEREO HPC R1 Carbon

art.nr.	Black Line 160600/Black'n'White 160602
frame	HPC Monocoque STK Advanced Twin Mold Technology with HPA 7005 Rear Triangle
size	16", 18", 20", 22", Frameset available
color	Black Line or Black'n'White
fork	Fox 32 Talas RLC FIT 110/130/150mm, Lockout, 15mm Axle, tapered
rear shock	Fox Float RP23 BV 190mm
headset	FSA Orbit I-T Integrated
stem	Syntace F109 Oversized
handlebar	Syntace Vector Carbon Lowrider Oversized
grips	CUBE Ultralight Screw-On-Race-Grip
rear derailleur	Shimano XTR RD-M972 Shadow
front derailleur	Shimano XTR FD-M970, Top Swing 34.9mm
shifter	Shimano XTR SL-M970 Rapidfire-Plus, 9-speed
brakes	Formula R1 Carbon hydr. Discbrake (180/180mm)
cranks	Shimano XTR FC-M970 Hollowtech II 44x32x22, 175mm, Press-Fit BB
cassette	Shimano XTR CS-M970 11-32, 9-speed
chain	Shimano CN-HG93 108 links
wheelset	DT Swiss XPW1600 Wheelset FH:15mm/RH:X12mm
front tire	Schwalbe Fat Albert Front Kevlar Triple Compound 2.4
rear tire	Schwalbe Fat Albert Rear Kevlar Triple Compound 2.4
inner tubes	Schwalbe MTB light SV14
rim tape	Schwalbe 20-559
pedals	Shimano PD-M520
saddle	Fizik Gobi XM
seatpost	Syntace P6 Carbon 34.9mm
seatclamp	Syntace Superlock 38.0mm
extras	Chainstay Protection, Neopren
accessories	Muddy Board Carbon 40405
weight*	11,50 kg

STEREO HPC Elixir CR

art.nr.	Black Line 160400/Black'n'White 160401
frame	HPC Monocoque STK Advanced Twin Mold Technology with HPA 7005 Rear Triangle
size	16", 18", 20", 22", Frameset available
color	Black Line or Black'n'White
fork	Fox 32 Talas RLC FIT 110/130/150mm, Lockout, 15mm Axle, tapered
rear shock	Fox Float RP23 BV 190mm
headset	FSA Orbit I-T Integrated
stem	Syntace F109 Oversized
handlebar	Syntace Vector Carbon Lowrider Oversized
grips	CUBE Ultralight Screw-On-Race-Grip
rear derailleur	Sram X9
front derailleur	Shimano Deore XT FD-M770, Top Swing, 34.9mm
shifter	Sram X9 Trigger, 9-speed
brakes	Avid Elixir CR hydr. Discbrake (185/185mm)
cranks	Shimano Deore XT FC-M770 Hollowtech II 44x32x22, 175mm, Press-Fit BB
cassette	Sram PG990 11-32, 9-speed
chain	Sram PC971 108 links
wheelset	DT Swiss XPW1600 Wheelset FH:15mm/RH:X12mm
front tire	Schwalbe Fat Albert Front Kevlar Triple Compound 2.4
rear tire	Schwalbe Fat Albert Rear Kevlar Triple Compound 2.4
inner tubes	Schwalbe MTB light SV14
rim tape	Schwalbe 20-559
pedals	Shimano PD-M520
saddle	Fizik Gobi XM
seatpost	Syntace P6 Carbon 34.9mm
seatclamp	Syntace Superlock 38.0mm
extras	Chainstay Protection, Neopren
accessories	Muddy Board Carbon 40405
weight*	11,90 kg

STEREO HPC RX

art.nr.	160200
frame	HPC Monocoque STK Advanced Twin Mold Technology with HPA 7005 Rear Triangle
size	16", 18", 20", 22", Frameset available
color	Black Line
fork	Rock Shox Revelation Race Air U-Turn 120-150mm, Motion Control, PopLoc
rear shock	Fox Float RP23 BV 190mm
headset	FSA Orbit I-T-R Integrated
stem	Syntace F149 Oversized
handlebar	Syntace Vector 2014 318 Lowrider Oversized
grips	CUBE Fritzz Screw-On-Grip
rear derailleur	Shimano Deore XT RD-M772 Shadow
front derailleur	Shimano Deore XT FD-M770, Top Swing, 34.9mm
shifter	Shimano Deore XT SL-M770 Rapidfire-Plus, 9-speed
brakes	Formula RX hydr. Discbrake (180/180mm)
cranks	Shimano Deore XT FC-M770 Hollowtech II 44x32x22, 175mm, Press-Fit BB
cassette	Shimano CS-HG50 11-32, 9-speed
chain	Shimano CN-HG53 108 links
wheelset	Sunringlé Ryde XMB DTC Wheelset FH:9mm/RH:X12mm
front tire	Schwalbe Fat Albert Front Kevlar Triple Compound 2.4
rear tire	Schwalbe Fat Albert Rear Kevlar Triple Compound 2.4
inner tubes	Schwalbe MTB light SV14
rim tape	Schwalbe 20-559
pedals	Shimano PD-M520
saddle	Fizik Gobi XM
seatpost	Syntace P6 Aluminium 34.9mm
seatclamp	Syntace Superlock 38.0mm
extras	Chainstay Protection, Neopren
accessories	Muddy Board Carbon 40405
weight*	12,40 kg





MOUNTAIN FULLSUSPENSION

Very light Dual Trail Control 4-link frame in carbon for alpine mountain biking, all-mountain terrain and longer-distance touring. With Dual Trail Control 140mm of fully active drive-neutral suspension travel available.

FRAME FEATURES

- » High Performance Composite Twin Mold Technology carbon frame with high-performance triple butted aluminium rear suspension for max. stability and quality
- » HPC Advanced Twin Mold Technology for max. stability and quality, multi-component design
- » Modified and perfected Dual Trail Control, drive-neutral 4-link suspension technology
- » Conically tapered head tube (from 1 1/2" to 1 1/8") with integral headset for optimum STW values
- » HRL Hollow Axle Link for max. linkage rigidity for less weight
- » Aluminium rear suspension full industrial quality bearings - particularly low-maintenance and durable
- » 3D box between chain stays to absorb torsion and lateral forces
- » Press-Fit fully integral bottom bracket for optimum STW values
- » CNC-machined and cold forged frame components in area of bottom bracket for high rigidity and good brake heat sink
- » Fox Custom Set-Up at shock absorber - optimised to DTC Kinematics
- » Drive independent of Sag-setting - comfortably adjustable without negative forces
- » Syntace X12 rear axle system for max. rigidity, functionality and user-friendly handling
- » FSP 4-link: genuine 4-link frame with pivot in chain stay to decouple brake forces from suspension and kinematics optimised for intended use
- » Impact Protection Foil on down tube to protect from stone strikes

- » Seat post largely concealable
- » Water bottle bosses on down tube option
- » Top finish multilayer wet lacquer sealed
- » Meets new EU standards - tested to Velotech DINPlus
- » Sizes available: 16", 18", 20", 22", also available as frame set

EQUIPMENT FEATURES

- » Fox RP23 BoostValve air shock, adjustable, ProPedal platform damping
- » Schwalbe Fat Albert Kevlar folding tyres - light all-mountain tyres for optimum traction
- » Fi'zi:k Gobi XM saddle

OPTION R1 CARBON

- » Fox 32 Talas RLC FIT air fork - rebound damping, pressure adjustable, lockout, 110/130/150mm suspension travel adjustment -lowered cockpit option for improved climbing and more reserves on descents, 15 mm quick-release axle, 1 1/2"-1 1/8" integral tapered steering tube
- » Syntace Vector Lowrider carbon handlebars, oversized, F119 stem, P6 carbon seat post
- » CUBE Ultralight Screw-On Race Grip
- » Shimano XTR gearshift components
- » Formula R1 carbon hydraulic disc brakes with carbon lever - lightweight 2-component disc brakes and aluminium spider
- » DT Swiss XPW1600 system wheels - very light and rigid for optimum acceleration, X12 HR axle with RWS quick-release system

OPTION ELIXIR CR

- » Fox 32 Talas RLC FIT air fork - rebound damping, pressure adjustable, lockout, 110/130/150mm suspension travel adjustment -lowered cockpit option for improved climbing and more reserves on descents, 15 mm quick-release axle, 1 1/2"-1 1/8" integral tapered steering tube
- » Syntace Vector Lowrider carbon handlebars, oversized, F119 stem, P6 Carbon seat post in CUBE CUSTOM DESIGN
- » CUBE Ultralight Screw-On Race Grip
- » Sram X9 gear components
- » Avid Elixir CR hydraulic disc brakes, adjustable grip width and adjustable pressure point
- » DT Swiss XPW1600 system wheels - very light and rigid for optimum acceleration, X12 HR axle with RWS quick-release system

RECOMMENDATION

- » Please note correct size choice due to flat seat tube angle.
- » Shorten carbon seat post to correct length - seal with clear lacquer
- » Shock setting approx. 20% Sag
- » Crash Replacement Warranty on frame (see Service Section)

SPARES

- » 60201 Chainsuck Protector-Shield
- » 10136 Hanger black
- » 60091 Neopren chain stay protector



MOUNTAIN
FULLSUSPENSION

BLACK 'N' WHITE
ELIXIR CR

dual control | super competition RACING | hpc SUPER | advanced TWIN MOLD | fsp LINK | FOX CUSTOMIZED GRIP | wet paint SURFACE | 3d BOX | X12 | press fit BB | HOLLOW AXLE LINK | TS TAPERED STEERER
 integrated cable ROUTING

STEREO HPC R1 Carbon

- art.nr. **Black Line 160600/Black'n'White 160602**
- frame **HPC Monocoque STK Advanced Twin Mold Technology with HPA 7005 Rear Triangle**
- size **16", 18", 20", 22", Frameset available**
- color **Black Line or Black'n'White**
- fork **Fox 32 Talas RLC FIT 110/130/150mm, Lockout, 15mm Axle, tapered**
- rear shock **Fox Float RP23 BV 190mm**
- headset **FSA Orbit I-T Integrated**
- stem **Syntace F109 Oversized**
- handlebar **Syntace Vector Carbon Lowrider Oversized**
- grips **CUBE Ultralight Screw-On-Race-Grip**
- rear derailleur **Shimano XTR RD-M972 Shadow**
- front derailleur **Shimano XTR FD-M970, Top Swing 34.9mm**
- shifter **Shimano XTR SL-M970 Rapidfire-Plus, 9-speed**
- brakes **Formula R1 Carbon hydr. Discbrake (180/180mm)**
- cranks **Shimano XTR FC-M970 Hollowtech II 44x32x22, 175mm, Press-Fit BB**
- cassette **Shimano XTR CS-M970 11-32, 9-speed**
- chain **Shimano CN-HG93 108 links**
- wheelset **DT Swiss XPW1600 Wheelset FH:15mm/RH:X12mm**
- front tire **Schwalbe Fat Albert Front Kevlar Triple Compound 2.4**
- rear tire **Schwalbe Fat Albert Rear Kevlar Triple Compound 2.4**
- inner tubes **Schwalbe MTB light SV14**
- rim tape **Schwalbe 20-559**
- pedals **Shimano PD-M520**
- saddle **Fizik Gobi XM**
- seatpost **Syntace P6 Carbon 34.9mm**
- seatclamp **Syntace Superlock 38.0mm**
- extras **Chainstay Protection, Neopren**
- accessories **Muddy Board Carbon 40405**
- weight* **11,50 kg**

STEREO HPC Elixir CR

- art.nr. **Black Line 160400/Black'n'White 160401**
- frame **HPC Monocoque STK Advanced Twin Mold Technology with HPA 7005 Rear Triangle**
- size **16", 18", 20", 22", Frameset available**
- color **Black Line or Black'n'White**
- fork **Fox 32 Talas RLC FIT 110/130/150mm, Lockout, 15mm Axle, tapered**
- rear shock **Fox Float RP23 BV 190mm**
- headset **FSA Orbit I-T Integrated**
- stem **Syntace F109 Oversized**
- handlebar **Syntace Vector Carbon Lowrider Oversized**
- grips **CUBE Ultralight Screw-On-Race-Grip**
- rear derailleur **Sram X9**
- front derailleur **Shimano Deore XT FD-M770, Top Swing, 34.9mm**
- shifter **Sram X9 Trigger, 9-speed**
- brakes **Avid Elixir CR hydr. Discbrake (185/185mm)**
- cranks **Shimano Deore XT FC-M770 Hollowtech II 44x32x22, 175mm, Press-Fit BB**
- cassette **Sram PG990 11-32, 9-speed**
- chain **Sram PC971 108 links**
- wheelset **DT Swiss XPW1600 Wheelset FH:15mm/RH:X12mm**
- front tire **Schwalbe Fat Albert Front Kevlar Triple Compound 2.4**
- rear tire **Schwalbe Fat Albert Rear Kevlar Triple Compound 2.4**
- inner tubes **Schwalbe MTB light SV14**
- rim tape **Schwalbe 20-559**
- pedals **Shimano PD-M520**
- saddle **Fizik Gobi XM**
- seatpost **Syntace P6 Carbon 34.9mm**
- seatclamp **Syntace Superlock 38.0mm**
- extras **Chainstay Protection, Neopren**
- accessories **Muddy Board Carbon 40405**
- weight* **11,90 kg**





MOUNTAIN FULLSUSPENSION

4-link frame with balanced geometry for alpine cross riders, in all-mountain terrain and longer-distance touring. With Dual Trail Control 140mm of fully active drive-neutral suspension travel available.

FRAME FEATURES

- » High Performance Aluminium 7005, quadruple butted
- » Main frame produced by Advanced Hydroforming process - stability with less material use, One-Piece Design
- » Modified and perfected Dual Trail Control, drive-neutral 4-link suspension technology
- » 1-1/2" steering tube with semi-integral headset for optimum STW values
- » HRL Hollow Axle Link for max. linkage rigidity for less weight
- » Rear suspension full industrial quality bearings - particularly low-maintenance and durable
- » 3D box between chain stays to absorb torsion and lateral forces
- » CNC-machined and cold forged frame components in area of bottom bracket for high rigidity and good brake heat sink
- » Fox Custom Set-Up at shock absorber - optimised to DTC Kinematics
- » Drive independent of Sag-setting - comfortably adjustable without negative forces
- » Syntace X12 rear axle system for max. rigidity, functionality and user-friendly handling
- » FSP 4-link: genuine 4-link frame with pivot in chain stay to decouple brake forces from suspension and Kinematics optimised for intended use
- » Seat post largely concealable
- » Water bottle bosses on down tube option
- » Top finish multilayer wet lacquer sealed
- » Meets new EU standards - tested to Velotech DINplus
- » Sizes available: 16", 18", 20", 22", also available as frame set

EQUIPMENT FEATURES

- » Schwalbe Fat Albert Kevlar folding tyres - light all-mountain tyres for optimum traction
- » Fi'zi:k Gobi XM saddle

R1 CARBON OPTION

- » Fox 32 Talas RLC FIT air fork - rebound damping, pressure adjustable, lockout, 110/130/150mm suspension travel adjustment -lowered cockpit option for improved climbing and more reserves on descents, 15 mm quick-release axle
- » Fox RP23 BoostValve air shock, adjustable, ProPedal platform damping
- » Syntace Vector Lowrider carbon handlebars, oversized with Ultralight Screw-On RaceGrip, F119 stem, P6 Carbon seat post in CUBE CUSTOM DESIGN with Ultralight Screw-On Race Grip
- » Shimano XTR gearshift components
- » Formula R1 carbon hydraulic disc brakes with carbon lever - lightweight 2-component disc brakes and aluminium spider
- » DT Swiss XPW1600 system wheels - very light and rigid for optimum acceleration, X12 HR axle with RWS quick-release system
- » Syntace P6 Carbon seat post

THE ONE Option

- » Fox 32 Talas RLC FIT air fork - rebound damping, pressure adjustable, lockout, 110/130/150mm suspension travel adjustment -lowered cockpit option for improved climbing and more reserves on descents, 15 mm quick-release axle
- » Fox RP23 BoostValve air shock, adjustable, ProPedal platform damping
- » Syntace Vector Oversized Lowrider aluminium handlebars with CUBE Fritz Screw-On-Race-Grip

- » Sram X9 gearshift components
- » Formula The One hydraulic disc brakes - extremely light and sharp brake
- » DT Swiss XPW1600 system wheels - very light and rigid for optimum acceleration, X12 HR axle with RWS quick-release system
- » Syntace P6 Carbon seat post

RECOMMENDATION

- » Please note correct size choice due to flat seat tube angle.
- » Shorten carbon seat post to correct length - seal with clear lacquer
- » Shock setting approx. 20% Sag

SPARES

- » 10137 Hanger red



BLACK 'N' WHITE
R1 CARBON

STEREO R1 Carbon

- art.nr. *Black Anodized 15600/ Black'n'White 156602*
- frame *HPA 7005 Advanced Hydroform DTC Triple Butted, FSP 4-Link-System*
- size *16", 18", 20", 22", Frameset available*
- color *Black Anodized or Black'n'White*
- fork *Fox 32 Talas RLC FIT 110/130/150mm, Lockout, 15mm Axle*
- rear shock *Fox Float RP23 BV 190mm*
- headset *FSA Orbit Z 1.5R semi-Integrated*
- stem *Syntace F109 Oversized*
- handlebar *Syntace Vector Carbon Lowrider Oversized*
- grips *CUBE Ultralight Screw-On-Race-Grip*
- rear derailleur *Shimano XTR RD-M972 Shadow*
- front derailleur *Shimano XTR FD-M970, Top Swing 34.9mm*
- shifter *Shimano XTR SL-M970 Rapidfire-Plus, 9-speed*
- brakes *Formula R1 Carbon hydr. Discbrake (180/180mm)*
- cranks *Shimano XTR FC-M970 Hollowtech II 44x32x22, 175mm, Press-Fit BB*
- cassette *Shimano XTR CS-M970 11-32, 9-speed*
- chain *Shimano CN-HG93 108 links*
- wheelset *DT Swiss XPW1600 Wheelset FH:15mm/RH:X12mm*
- front tire *Schwalbe Fat Albert Front Kevlar Triple Compound 2.4*
- rear tire *Schwalbe Fat Albert Rear Kevlar Triple Compound 2.4*
- inner tubes *Schwalbe MTB light SV14*
- rim tape *Schwalbe 20-559*
- pedals *Shimano PD-M520*
- saddle *Fizik Gobi XM*
- seatpost *Syntace P6 Carbon 34.9mm*
- seatclamp *Syntace Superlock 38.0mm*
- extras *Chainstay Protection, Neopren*
- accessories *Muddy Board Carbon 40405*
- weight* *12,50 kg*

STEREO THE ONE

- Black Anodized 156800/ Black'n'White 156801*
- HPA 7005 Advanced Hydroform DTC Triple Butted, FSP 4-Link-System*
- 16", 18", 20", 22", Frameset available*
- Black Anodized or Black'n'White*
- Fox 32 Talas RLC FIT 110/130/150mm, Lockout, 15mm Axle*
- Fox Float RP23 BV 190mm*
- FSA Orbit Z 1.5R semi-Integrated*
- Syntace F149 Oversized*
- Syntace Vector 2014 318 Lowrider Oversized*
- CUBE Fritzz Screw-On-Grip*
- Sram X9*
- Shimano Deore XT FD-M770, Top Swing, 34.9mm*
- Sram X9 Trigger, 9-speed*
- Formula THE ONE hydr. Discbrake (180/180mm)*
- Shimano Deore XT FC-M770 Hollowtech II 44x32x22, 175mm, Press-Fit BB*
- Sram PG990 11-32, 9-speed*
- Sram PC971 108 links*
- DT Swiss XPW1600 Wheelset FH:15mm/RH:X12mm*
- Schwalbe Fat Albert Front Kevlar Triple Compound 2.4*
- Schwalbe Fat Albert Rear Kevlar Triple Compound 2.4*
- Schwalbe MTB light SV14*
- Schwalbe 20-559*
- Shimano PD-M520*
- Fizik Gobi XM*
- Syntace P6 Aluminium 34.9mm*
- Syntace Superlock 38.0mm*
- Chainstay Protection, Neopren*
- Muddy Board Carbon 40405*
- 12,65 kg*





MOUNTAIN FULLSUSPENSION

4-link frame with balanced geometry for alpine cross riders, in all-mountain terrain and longer-distance touring. With Dual Trail Control 140mm of fully active drive-neutral suspension travel available.

FRAME FEATURES

- » High Performance Aluminium 7005, quadruple butted
- » Main frame produced by Advanced Hydroforming process - stability with less material use, One-Piece Design
- » Modified and perfected Dual Trail Control, drive-neutral 4-link suspension technology
- » 1-1/2" steering tube with semi-integral headset for optimum STW values
- » HRL Hollow Axle Link for max. linkage rigidity for less weight
- » Rear suspension full industrial quality bearings - particularly low-maintenance and durable
- » 3D box between chain stays to absorb torsion and lateral forces
- » CNC-machined and cold forged frame components in area of bottom bracket for high rigidity and good brake heat sink
- » Fox Custom Set-Up at shock absorber - optimised to DTC Kinematics
- » Drive independent of Sag-setting - comfortably adjustable without negative forces
- » Syntace X12 rear axle system for max. rigidity, functionality and user-friendly handling
- » FSP 4-link: genuine 4-link frame with pivot in chain stay to decouple brake forces from suspension and kinematics optimised for intended use
- » Seat post largely concealable
- » Water bottle bosses on down tube option
- » Highly scratch-resistant Eloxal finish with laser design
- » Meets new EU standards - tested to Velotech DINPlus
- » Sizes available: 16", 18", 20", 22", also available as frame set

EQUIPMENT FEATURES

- » Schwalbe Fat Albert Kevlar folding tyres - light all-mountain tyres for optimum traction
- » Fi'zi:k Gobi XM saddle

R1 CARBON OPTION

- » Fox 32 Talas RLC FIT air fork - rebound damping, pressure adjustable, lockout, 110/130/150mm suspension travel adjustment - lowered cockpit option for improved climbing and more reserves on descents, 15 mm quick-release axle
- » Fox RP23 BoostValve air shock, adjustable, ProPedal platform damping
- » Syntace Vector Lowrider carbon handlebars, oversized with Ultralight Screw-On RaceGrip, F119 stem, P6 Carbon seat post with Ultralight Screw-On Race Grip
- » Shimano XTR gearshift components
- » Formula R1 carbon hydraulic disc brakes with carbon lever - lightweight 2-component disc brakes and aluminium spider
- » DT Swiss XPW1600 system wheels - very light and rigid for optimum acceleration, X12 HR axle with RWS quick-release system
- » Syntace P6 Carbon seat post

THE ONE OPTION

- » Fox 32 Talas RLC FIT air fork - rebound damping, pressure adjustable, lockout, 110/130/150mm suspension travel adjustment - lowered cockpit option for improved climbing and more reserves on descents, 15 mm quick-release axle
- » Fox RP23 BoostValve air shock, adjustable, ProPedal platform damping
- » Syntace Vector Oversized Lowrider aluminium handlebars with CUBE Fritzz Screw-On-Race-Grip

Sram X9 gearshift components

- » Formula The One hydraulic disc brakes - extremely light and sharp brake
- » DT Swiss XPW1600 system wheels - very light and rigid for optimum acceleration, X12 HR axle with RWS quick-release system
- » Syntace P6 Carbon seat post

RX OPTION

- » Rock Shox Revelation Race Air U-Turn air fork - rebound damping, pressure adjustable, lockout with Motion Control, PopLoc, U-Turn 120-150mm suspension travel deflection, cockpit lowered option for improved climbing and more reserves for descents
- » Fox RP23 air shock, adjustable, ProPedal platform damping
- » Syntace Vector Oversized Lowrider aluminium handlebars with CUBE Fritzz Screw-On-Race-Grip
- » Shimano Deore XT Shadow gearshift components
- » Formula RX hydraulic disc brakes
- » Sunringle Ryde XMB system wheels - light and stable wheels, X12 HR axle with RWS quick-release system
- » Syntace P6 aluminium seat post

RECOMMENDATION

- » Please note correct size choice due to flat seat tube angle.
- » Shorten carbon seat post to correct length - seal with clear lacquer
- » Shock setting approx. 20% Sag

SPARES

- » 10137 Hanger red



MOUNTAIN FULLSUSPENSION

BLACK ANODIZED
RX

dual trait CONTROL | cross mountain SYSTEM | hpa ADVANCED PERFORMANCE | advanced HYDROFORMING | fsp 4LINK | X12 SUSPENSION | FOX CUSTOMIZED SETUP | halo HOLLOW AXLE LINK | 3d BOX | laser DESIGN SURFACE

STEREO R1 Carbon

- art.nr. **Black Anodized 15600/ Black'n'White 156602**
- frame **HPA 7005 Advanced Hydroform DTC Triple Butted, FSP 4-Link-System**
- size **16", 18", 20", 22", Frameset available**
- color **Black Anodized or Black'n'White**
- fork **Fox 32 Talas RLC FIT 110/130/150mm, Lockout, 15mm Axle**
- rear shock **Fox Float RP23 BV 190mm**
- headset **FSA Orbit Z 1.5R semi-Integrated**
- stem **Syntace F109 Oversized**
- handlebar **Syntace Vector Carbon Lowrider Oversized**
- grips **CUBE Ultralight Screw-On-Race-Grip**
- rear derailleur **Shimano XTR RD-M972 Shadow**
- front derailleur **Shimano XTR FD-M970, Top Swing 34.9mm**
- shifter **Shimano XTR SL-M970 Rapidfire-Plus, 9-speed**
- brakes **Formula R1 Carbon hydr. Discbrake (180/180mm)**
- cranks **Shimano XTR FC-M970 Hollowtech II 44x32x22, 175mm, Press-Fit BB**
- cassette **Shimano XTR CS-M970 11-32, 9-speed**
- chain **Shimano CN-HG93 108 links**
- wheelset **DT Swiss XPW1600 Wheelset FH:15mm/RH:X12mm**
- front tire **Schwalbe Fat Albert Front Kevlar Triple Compound 2.4**
- rear tire **Schwalbe Fat Albert Rear Kevlar Triple Compound 2.4**
- inner tubes **Schwalbe MTB light SV14**
- rim tape **Schwalbe 20-559**
- pedals **Shimano PD-M520**
- saddle **Fizik Gobi XM**
- seatpost **Syntace P6 Carbon 34.9mm**
- seatclamp **Syntace Superlock 38.0mm**
- extras **Chainstay Protection, Neopren**
- accessories **Muddy Board Carbon 40405**
- weight* **12,50 kg**

STEREO THE ONE

- art.nr. **Black Anodized 156800/ Black'n'White 156801**
- frame **HPA 7005 Advanced Hydroform DTC Triple Butted, FSP 4-Link-System**
- size **16", 18", 20", 22", Frameset available**
- color **Black Anodized or Black'n'White**
- fork **Fox 32 Talas RLC FIT 110/130/150mm, Lockout, 15mm Axle**
- rear shock **Fox Float RP23 BV 190mm**
- headset **FSA Orbit Z 1.5R semi-Integrated**
- stem **Syntace F149 Oversized**
- handlebar **Syntace Vector 2014 318 Lowrider Oversized**
- grips **CUBE Fritzz Screw-On-Grip**
- rear derailleur **Sram X9**
- front derailleur **Shimano Deore XT FD-M770, Top Swing, 34.9mm**
- shifter **Sram X9 Trigger, 9-speed**
- brakes **Formula THE ONE hydr. Discbrake (180/180mm)**
- cranks **Shimano Deore XT FC-M770 Hollowtech II 44x32x22, 175mm, Press-Fit BB**
- cassette **Sram PG990 11-32, 9-speed**
- chain **Sram PC971 108 links**
- wheelset **DT Swiss XPW1600 Wheelset FH:15mm/RH:X12mm**
- front tire **Schwalbe Fat Albert Front Kevlar Triple Compound 2.4**
- rear tire **Schwalbe Fat Albert Rear Kevlar Triple Compound 2.4**
- inner tubes **Schwalbe MTB light SV14**
- rim tape **Schwalbe 20-559**
- pedals **Shimano PD-M520**
- saddle **Fizik Gobi XM**
- seatpost **Syntace P6 Aluminium 34.9mm**
- seatclamp **Syntace Superlock 38.0mm**
- extras **Chainstay Protection, Neopren**
- accessories **Muddy Board Carbon 40405**
- weight* **12,65 kg**

STEREO RX

- art.nr. **156200**
- frame **HPA 7005 Advanced Hydroform DTC Triple Butted, FSP 4-Link-System**
- size **16", 18", 20", 22", Frameset available**
- color **Black Anodized**
- fork **Rock Shox Revelation Race Air U-Turn 120-150mm, Motion Control, PopLoc**
- rear shock **Fox Float RP23 190mm**
- headset **FSA Orbit Z 1.5R semi-Integrated**
- stem **Syntace F149 Oversized**
- handlebar **Syntace Vector 2014 318 Lowrider Oversized**
- grips **CUBE Fritzz Screw-On-Grip**
- rear derailleur **Shimano Deore XT RD-M772 Shadow**
- front derailleur **Shimano Deore XT FD-M770, Top Swing, 34.9mm**
- shifter **Shimano Deore XT SL-M770 Rapidfire-Plus, 9-speed**
- brakes **Formula RX hydr. Discbrake (180/180mm)**
- cranks **Shimano Deore XT FC-M770 Hollowtech II 44x32x22, 175mm, Press-Fit BB**
- cassette **Shimano CS-HG50 11-32, 9-speed**
- chain **Shimano CN-HG53 108 links**
- wheelset **Sunringlé Ryde XMB DTC Wheelset FH:9mm/RH:X12mm**
- front tire **Schwalbe Fat Albert Front Kevlar Triple Compound 2.4**
- rear tire **Schwalbe Fat Albert Rear Kevlar Triple Compound 2.4**
- inner tubes **Schwalbe MTB light SV14**
- rim tape **Schwalbe 20-559**
- pedals **Shimano PD-M520**
- saddle **Fizik Gobi XM**
- seatpost **Syntace P6 Aluminium 34.9mm**
- seatclamp **Syntace Superlock 38.0mm**
- extras **Chainstay Protection, Neopren**
- accessories **Muddy Board Carbon 40405**
- weight* **12,80 kg**





Dual Control four-liner with compact playful geometry for use in long-distance travel/all-mountain category. 160mm of fully active, drive-neutral suspension travel available.

FRAME FEATURES

- » High Performance Aluminium 7005, quadruple butted
- » Main frame produced by Advanced Hydroforming process - stability with less material use, One-Piece Design
- » Modified and perfected Dual Trail Control, drive-neutral 4-link suspension technology
- » 1-1/2" steering tube with semi-integral headset for optimum STW values
- » HRL Hollow Axle Link for max. linkage rigidity for less weight
- » Rear suspension full industrial quality bearings - particularly low-maintenance and durable
- » 3D box between chain stays to absorb torsion and lateral forces
- » CNC-machined and cold forged frame components in area of bottom bracket for high rigidity and good brake heat sink
- » Fox Custom Set-Up at shock absorber - optimised to DTC Kinematics
- » Drive independent of Sag-setting - comfortably adjustable without negative forces
- » Syntace X12 rear axle system for max. rigidity, functionality and user-friendly handling
- » FSP 4-link: genuine 4-link frame with pivot in chain stay to decouple brake forces from suspension and kinematics optimised for intended use
- » Seat post largely concealable
- » Water bottle bosses on down tube option
- » Top finish multilayer wet lacquer sealed
- » Meets new EU standards - tested to Velotech DINPlus
- » Sizes available: 16", 18", 20", also available as frame set

EQUIPMENT FEATURES

- » Fox RP23 BoostValve air shock, adjustable. ProPedal platform damping
- » CUBE FritzZ Screw-On Race Grip
- » Sunringle Flea hubs/Sun Equalizer 29 rims- light and stable wheels, VR 20mm quick release, X12 HR axle with RWS quick-release system
- » Schwalbe Fat Albert Kevlar folding tyres - particularly light with tread profile for grip and drive
- » Fi'zi:k Gobi XM saddle

THE ONE OPTION

- » Fox 36 Talas RC2 air fork - rebound damping, low/high speed compression level, 100/130/160mm suspension travel, cockpit lowered option for improved climbing and more reserves on descents, 20mm through-axle
- » Syntace Vector Downhill Lowrider - light and stable aluminium handlebars
- » Shimano Deore XT Shadow gearshift components
- » Formula The One hydraulic disc brakes - extremely light and sharp brake
- » Syntace P6 Carbon seat post

RX OPTION

- » Fox 36 Talas RC2 air fork - rebound damping, low/high speed compression level, 100/130/160mm suspension travel, cockpit lowered option for improved climbing and more reserves on descents, 20mm through-axle
- » Syntace Vector 2014 318 Lowrider Oversized aluminium handlebars
- » Shimano Deore XT Shadow/SLX gearshift components
- » Formula RX hydraulic disc brakes
- » Syntace P6 aluminium seat post

RECOMMENDATION

- » Please note correct size choice due to flat seat tube angle.
- » Shorten carbon seat post to correct length - seal with clear lacquer
- » Shock setting approx. 20% Sag
- » 10136 Hanger black
- » 60091 Neopren chain stay protector



WHITE 'N' COCOA
RX

MOUNTAIN
FULLSUSPENSION

dual trait CONTROL | cross mountain SYSTEM | hpb | advanced | fsp 4LINK | X12 | FOX CUSTOMIZED SETUP | halo HOLLOW AXLE LINK | 3D BOX | wet paint SURFACE

FRITZZ THE ONE

art.nr.	White 'n' Cocoa 1578007 Black 'n' Grey 157801
frame	HPA 7005 Advanced Hydroform DTC Triple Butted, FSP 4-Link-System
size	16", 18", 20", Frameset available
color	White 'n' Cocoa or Black 'n' Grey
fork	Fox 36 Talas RC2 FIT 100/130/160mm, 20mm Throughaxle
rear shock	Fox Float RP23 BV 200mm
headset	FSA Orbit Z 1.5R semi-Integrated
stem	Syntace Superforce
handlebar	Syntace Vector Downhill Lowrider
grips	CUBE Fritzzy Screw-On-Grip
rear derailleur	Shimano Deore XT RD-M772 Shadow
front derailleur	Shimano Deore XT FD-M770, Top Swing, 34.9mm
shifter	Shimano Deore XT SL-M770 Rapidfire-Plus, 9-speed
brakes	Formula THE ONE hydr. Discbrake (203/180mm)
cranks	Shimano Deore XT FC-M770 Hollowtech II 44x32x22, 175mm, Press-Fit BB
cassette	Shimano Deore XT CS-M770 11-32, 9-speed
chain	Shimano CN-HG93 108 links
rims	Sun Equalizer 29
front hub	Sunringlé Flea 20mm
rear hub	Sunringlé Flea X12mm
spokes	DT Swiss Competition 2.0-1.8-2.0 black
front tire	Schwalbe Fat Albert Front Kevlar Triple Compound 2.4
rear tire	Schwalbe Fat Albert Rear Kevlar Triple Compound 2.4
inner tubes	Schwalbe MTB light SV14
rim tape	Schwalbe 25-559
pedals	none
saddle	Fizi:k Gobi XM
seatpost	Syntace P6 Carbon 34.9mm
seatclamp	Syntace Superlock 38.0mm
extras	Chainstay Protection, Neopren
accessories	Muddy Board Carbon 40406
weight*	14,00 kg

FRITZZ RX

157200	HPA 7005 Advanced Hydroform DTC Triple Butted, FSP 4-Link-System
	16", 18", 20", Frameset available
	White 'n' Cocoa
	Fox 36 Talas RC2 FIT 100/130/160mm, 20mm Throughaxle
	Fox Float RP23 BV 200mm
	FSA Orbit Z 1.5R semi-Integrated
	Syntace Superforce
	Syntace Vector 2014 318 Lowrider Oversized
	CUBE Fritzzy Screw-On-Grip
	Shimano Deore XT RD-M772 Shadow
	Shimano Deore XT FD-M770, Top Swing, 34.9mm
	Shimano SLX SL-M660 Rapidfire-Plus, 9-speed
	Formula THE ONE hydr. Discbrake (203/180mm)
	Shimano SLX FC-M660 Hollowtech II 44x32x22, 175mm, Integrated BB
	Shimano CS-HG50 11-32, 9-speed
	Shimano CN-HG53 108 links
	Sun Equalizer 29
	Sunringlé Flea 20mm
	Sunringlé Flea X12mm
	DT Swiss Competition 2.0-1.8-2.0 black
	Schwalbe Fat Albert Front Kevlar Triple Compound 2.4
	Schwalbe Fat Albert Rear Kevlar Triple Compound 2.4
	Schwalbe MTB light SV14
	Schwalbe 25-559
	none
	Fizi:k Gobi XM
	Syntace P6 Aluminium 34.9mm
	Syntace Superlock 38.0mm
	Chainstay Protection, Neopren
	Muddy Board Carbon 40406
	14,50 kg





Dual Control four-liner with compact playful geometry for use in long-distance travel/all-mountain category. 160mm of fully active, drive-neutral suspension travel available.

FRAME FEATURES

- » High Performance Aluminium 7005, quadruple butted
- » Main frame produced by Advanced Hydroforming process - stability with less material use, One-Piece Design
- » Modified and perfected Dual Trail Control, drive-neutral 4-link suspension technology
- » 1-1/2" steering tube with semi-integral headset for optimum STW values
- » HRL Hollow Axle Link for max. linkage rigidity for less weight
- » Rear suspension full industrial quality bearings - particularly low-maintenance and durable
- » 3D box between chain stays to absorb torsion and lateral forces
- » CNC-machined and cold forged frame components in area of bottom bracket for high rigidity and good brake heat sink
- » Fox Custom Set-Up at shock absorber - optimised to DTC Kinematics
- » Drive independent of Sag-setting - comfortably adjustable without negative forces
- » Syntace X12 rear axle system for max. rigidity, functionality and user-friendly handling
- » FSP 4-link: genuine 4-link frame with pivot in chain stay to decouple brake forces from suspension and kinematics optimised for intended use
- » Seat post largely concealable
- » Water bottle bosses on down tube option
- » Top finish multilayer wet lacquer sealed
- » Meets new EU standards - tested to Velotech DINPlus
- » Sizes available: 16", 18", 20", also available as frame set

EQUIPMENT FEATURES

- » Fox 36 Talas RC2 air fork - rebound damping, low/high speed compression level, 100/130/160mm suspension travel, cockpit lowered option for improved climbing and more reserves on descents, 20mm through-axle
- » Fox RP23 BoostValve air shock, adjustable. ProPedal platform damping
- » Syntace Vector Downhill Lowrider - light and stable aluminium handlebars
- » CUBE Fritz Screw-On Race Grip
- » Shimano Deore XT Shadow gearshift components
- » Formula The One hydraulic disc brakes - extremely light and sharp brake
- » Sunringle Flea hubs/Sun Equalizer 29 rims- light and stable wheels, VR 20mm quick release, X12 HR axle with RWS quick-release system
- » Schwalbe Fat Albert Kevlar folding tyres - particularly light with tread profile for grip and drive
- » Fizi:k Gobi XM saddle
- » Syntace P6 Carbon seat post

RECOMMENDATION

- » Please note correct size choice due to flat seat tube angle.
- » Shorten carbon seat post to correct length - seal with clear lacquer
- » Shock setting approx. 20% Sag

SPARES

- » 10137 Hanger red



BLACK 'N' GREY

MOUNTAIN
FULLSUSPENSION

dual trail CONTROL | cross mountain SYSTEM | hpb | advanced HYDROFORM | fsp 4LINK | X12 | FOX CUSTOMIZED SETUP | halo HOLLOW AXLE LINK | 3d BOX | wet PAINT SURFACE

FRITZZ THE ONE

art.nr.	White 'n' Cocoa 1578007 Black 'n' Grey 157801
frame	HPA 7005 Advanced Hydroform DTC Triple Butted, FSP 4-Link-System
size	16", 18", 20", Frameset available
color	White 'n' Cocoa or Black 'n' Grey
fork	Fox 36 Talas RC2 FIT 100/130/160mm, 20mm Throughaxle
rear shock	Fox Float RP23 BV 200mm
headset	FSA Orbit Z 1.5R semi-Integrated
stem	Syntace Superforce
handlebar	Syntace Vector Downhill Lowrider
grips	CUBE FritzZ Screw-On-Grip
rear derailleur	Shimano Deore XT RD-M772 Shadow
front derailleur	Shimano Deore XT FD-M770, Top Swing, 34.9mm
shifter	Shimano Deore XT SL-M770 Rapidfire-Plus, 9-speed
brakes	Formula THE ONE hydr. Discbrake (203/180mm)
cranks	Shimano Deore XT FC-M770 Hollowtech II 44x32x22, 175mm, Press-Fit BB
cassette	Shimano Deore XT CS-M770 11-32, 9-speed
chain	Shimano CN-HG93 108 links
ribs	Sun Equalizer 29
front hub	Sunringlé Flea 20mm
rear hub	Sunringlé Flea X12mm
spokes	DT Swiss Competition 2.0-1.8-2.0 black
front tire	Schwalbe Fat Albert Front Kevlar Triple Compound 2.4
rear tire	Schwalbe Fat Albert Rear Kevlar Triple Compound 2.4
inner tubes	Schwalbe MTB light SV14
rim tape	Schwalbe 25-559
pedals	none
saddle	Fizik Gobi XM
seatpost	Syntace P6 Carbon 34.9mm
seatclamp	Syntace Superlock 38.0mm
extras	Chainstay Protection, Neopren
accessories	Muddy Board Carbon 40406
weight*	14,00 kg





MOUNTAIN FULLSUSPENSION

4-link frame with 190 mm suspension travel for hard free-riding use. Compatible for twin crank and derailleur but also for Hammerschmidt.

CUBE goes Freeride
HANZZ- ...And Nothing elZZ

It's a long time ago, but we are back with massive travel, for big drops and flow along the trail.

With the new FranzZ we have designed a bike which makes absolutely no compromises. A sensitive rear suspension with 190 mm of suspension travel offers immense reserves for all trails, tricks and North Shores. Thanks to single crown fork the HANZZ remains fully capable for all tricks and the potent brake system with 200mm discs provides outstanding control at all times. Nonetheless uphill riding becomes effortless due to the double ring crankset. Prepared for the Hammerschmidt crank and removable derailleur bracket it can also be assembled in various ways. A high-tech tube set based on the successful Stereo gives the bike a lightness which stands out visually in unique way. The 2-part linkage is welded together to provide outstanding rigidity. The fully interchangeable dropouts guarantee long use of the frame even in hard riding. A Schwalbe tire combination with a soft rubber compound offers excellent rolling characteristics uphill and downhill at all times and perfect cornering.

FRAME FEATURES

- » High Performance Aluminium 7005, quadruple butted
- » Main frame produced by Advanced Hydroforming process - stability with less material use, One-Piece Design
- » FSP 4-link: genuine 4-link frame with pivot in chain stay to decouple brake forces from suspension and kinematics optimised for intended use
- » 1.5" head tube with semi-integral headset for optimum STW values
- » 241 linkage: welded, 2-part 3D forged linkage.
- » Rear suspension full industrial quality bearings - particularly low-maintenance and durable
- » interchangeable dropouts
- » forged components optimised for weight and stability
- » Fox Custom Set-Up at shock absorber for 190 mm fully active suspension travel
- » IS Disc Brake mounting
- » Syntace X12 rear axle system for max. rigidity, functionality and user-friendly handling
- » Seat post fully concealable
- » Top finish multilayer impact-resistant powder-coated
- » Meets new EU standards - tested to Velotech DINPlus
- » Sizes available: S, M, L; also available as frame set

EQUIPMENT FEATURES

- » Schwalbe Muddy Mary / Big Betty tyre combination for maximum grip and control on fast downhill
- » CUBE FritzZ Screw-On Race Grip
- » SDG Patriot I-Beam saddle with micro-seat post - particularly lightweight combination
- » Syntace Vector Downhill Lowrider - light and stable aluminium handlebars

- » Dual-selection MRP chain guide - Modell LRP 2

OPTION SAINT

- » Rock Shox Totem Solo Air - air fork, Mission Control damping, Low-/Highspeed compression, 180mm suspension travel, 20mm Maxle through-axle
- » DHX RC4 - steel sprung shock, external High-/Low speed velocity damping (DSC)
- » Shimano Saint gearshift components for extreme Freeride use
- » Shimano Saint disc brakes - light and extremely sharp brakes
- » Sunringle Flea hubs/Sun Equalizer 31 rims- light and stable wheels, VR 20mm quick release, X12 HR axle with RWS quick-release system

OPTION ONE FR

- » Rock Shox Totem Coil - steel suspension fork, Mission Control damping, Low-/Highspeed compression, 180mm suspension travel, 20mm Maxle through-axle
- » DHX 4.0 - steel suspension shock, ProPedal platform damping
- » Sram X9 gearshift components
- » Formula The One FR hydraulic disc brakes - extremely light and sharp brake
- » RaceFace Respond dual crank set

RECOMMENDATION

- » Shock setting approx. 25-30% Sag

SPARES

- » 10140 Right Dropout (incl. Hanger) black
- » 10139 Left Dropout black



RAW 'N' GREEN
SAINT

MOUNTAIN
FULLSUSPENSION

HANZZ SAINT

- art.nr. 159001
- frame HPA 7005 Advanced Hydroform FR Triple Butted, FSP 4-Link-System
- size 16", 18", 20"
- color Raw'n'Green
- fork Rock Shox Totem Solo Air, 180mm, Maxle
- rear shock FOX DHX RC4 216mm
- headset FSA Orbit Extreme Pro 1,5
- stem Syntace Superforce
- handlebar Syntace Vector Downhill Lowrider
- grips CUBE FritzZ Screw-On-Grip
- rear derailleur Shimano SAINT RD-M810 Shadow
- front derailleur Shimano FD-M665 Top Swing, 34.9mm
- shifter Shimano SAINT SL-M810 Rapidfire-Plus, 9-speed
- brakes Shimano SAINT BR-M810 hydr. Discbrake(203/180mm)
- cranks Shimano SAINT FC-M810 Hollowtech II 36x22, 165mm, Rockguard, Integrated BB,
- cassette Shimano Deore XT CS-M770 11-32, 9-speed
- chain Shimano CN-HG93 108 links
- rims Sun Equalizer
- front hub Sunringlé Flea 20mm
- rear hub Sunringlé Flea X12mm
- spokes DT Swiss Competition 2.0-1.8-2.0 black
- front tire Schwalbe Muddy Mary 2.4
- rear tire Schwalbe Big Betty 2.4
- inner tubes Schwalbe MTB SV14
- rim tape Schwalbe 25-559
- pedals none
- saddle SDG Patriot Kevlar Beam
- seatpost SDG Micro 2014
- seatclamp Scape Varioclose 34.9mm
- extras Chainstay Protection, Neopren
- weight* 16,50 kg

HANZZ THE ONE FR

- 159000
- HPA 7005 Advanced Hydroform FR Triple Butted, FSP 4-Link-System
- 16", 18", 20"
- Raw'n'Green
- Rock Shox Totem COIL 180mm, Maxle
- FOX DHX 4.0 216mm
- FSA Orbit Extreme Pro 1,5
- Syntace Superforce
- Syntace Vector Downhill Lowrider
- CUBE FritzZ Screw-On-Grip
- Sram X9
- Shimano Deore XT FD-M770, Top Swing, 34.9mm
- Sram X9 Trigger, 9-speed
- Formula THE ONE hydr. Discbrake (203/180mm)
- RaceFace Respond 24x36, 170mm, Rockguard, Integrated BB
- Shimano CS-HG50 11-32, 9-speed
- Shimano CN-HG53 108 links
- Sun Equalizer
- Formula DH/DC91 20mm
- Formula DHL 135
- DT Swiss Competition 2.0-1.8-2.0 black
- Schwalbe Muddy Mary 2.4
- Schwalbe Big Betty 2.4
- Schwalbe MTB SV14
- Schwalbe 25-559
- none
- SDG Patriot Kevlar Beam
- SDG Micro 2014
- Scape Varioclose 34.9mm
- Chainstay Protection, Neopren
- 16,95 kg





SIZE TUNED KINEMATIK stands for AMS. And AMS stands for our top seller for years in the full suspension category.

On the **AMS COMP, AMS PRO, AMS HPC, AMS WLS, AMS 125** models and even now on the **XMS**, we use a system we call Size Tuned Kinematik. Naturally this system is based on a „genuine“ 4-pivot system like the DTC models. Only here we use, by contrast to our competitors, different cranks. Depending on frame height in this way

we achieve the same suspension travel for all sizes and a virtually identical behaviour of the transmission ratio. This means that from the smallest up to the largest frame we achieve absolutely the same behaviour when the rear suspension is compressed.

These linkages are forged from high-tensile aluminium alloy (3D Active Link) in order on the one hand to provide optimum ergonomics and on the other an optimum weight to rigidity and stability ratio.

For 2010 we have once more finely tuned the kinematics of the AMS models.

By minor modifications to the position of the pivot points we have been able to change the ride characteristics such that the frame rear assemblies continue to react super-sensitively to every terrain unevenness and at the same time display clearly improved behaviour in relation to drive forces. This means that the bikes seesaw less with the same ride characteristics.



The **AMS 100** in both Comp, Pro or also the WLS variants is the model for normal all-round or even marathon rider. Here agility, sporting seat position and low weight are combined with a firm sports suspension travel. The ideal bike for the ambitious sports rider.

Our **AMS HPC** is the carbon variant of the **AMS 100**. This means that here a significantly lighter and stiffer frame is available with identical ride characteristics and identical kinematics due to the High End

material (one of the best STW values attained with carbon fullies to date). The frame par excellence for long marathon or also CC races.

The **AMS 125** is the typical Allmountain Fully. With its 130 mm rear suspension travel and the fork suspension travel adjustable up to 150 mm the bike is predestined for the alpine cross country rider and the dynamic trail blazer. In terms of design this bike is intended for the rider who wants top have the best ride

characteristics uphill and downhill and at the same time significantly more ride comfort and a more comfortable seat position.

On all AMS Series aluminium modes we have used High Performance Aluminium butted tubes at many points which are then formed by hydroforming in such a way that they offer maximum rigidity and therefore optimum power transmission whilst at the same time the lowest possible weight.





Thoroughbred carbon racing bike with balanced dynamic geometry for professionals and performance-motivated riders in marathons and racing. With Size Tuned Kinematics 100m of fully active suspension travel available.

FRAME FEATURES

- » Monocoque carbon frame in High Performance Composite
- » HPC Advanced Twin Mold Technology for max. stability and quality
- » Size Tuned Kinematics 4-link suspension technology
- » Especially high rigidity in steering head/ bottom bracket areas and ultra-lightweight
- » More freedom of movement due to lowered top tube and low top tube height
- » 3D Active Link - especially buckle-resistant linkage
- » Main bearings: 2 sealed grooved ball bearings, grooved ball bearing set: FSP 4-link, dual linkage at seat stay, single linkage shaft quadruple - improved stability, titanium axles and bolts - weight-optimised
- » CNC-machined and cold forged frame components in area of bottom bracket for high rigidity and good brake heat sink
- » Fox Custom Set-Up at shock absorber - optimised to STK Kinematics
- » Drive independent of Sag-setting - comfortably adjustable without negative forces
- » FSP 4-link: genuine 4-link frame with pivot in chain stay to decouple brake forces from suspension and kinematics optimised for intended use
- » Highly buckle-resistant 3D dropouts
- » Frame Save System - interchangeable Hanger with thread in hanger
- » Impact Protection Foil on down tube to protect from stone strikes
- » Anti chain-suck plate on right chain stay
- » Cable protected due to special position on underside of top tube

- » Seat post fully concealable
- » Water bottle bosses on seat tube (not on 16") and down tube option
- » Top finish multilayer wet lacquer sealed
- » Meets new EU standards - tested to Velotech DINplus
- » Sizes available: 16", 18", 20", 22", also available as frame set

EQUIPMENT FEATURES

- » Fox RP23 BoostValve air shock, adjustable, ProPedal platform damping
- » CUBE Ultralight Screw-On Race Grip
- » Schwalbe Rocket Ron/Racing Ralph Kevlar folding tyres - very light with low roll resistance and optimum traction

R1 CARBON OPTION

- » Rock Shox F100 RL FIT Remote - air fork, pressure adjustable, rebound damping, Remote Lockout, suspension travel 100mm
- » Sram XD "redwin design" gearshift components
- » Syntace Duraflite oversized carbon handlebars incl. RFR bar ends, F119 stem, P6 Carbon seat post in CUBE CUSTOM DESIGN incl. RFR bar ends
- » P6 Carbon seat post
- » Truvativ Noir Carbon "redwin design" crank
- » Formula R1 carbon hydraulic disc brakes with carbon lever - lightweight 2-component disc brakes and aluminium spider
- » EASTON EA90 system wheels, very light and rigid for optimum acceleration
- » Fi'zi:k Tundra Carbon - light yet comfortable saddle with even pressure distribution

CR OPTION

- » Rock Shox Sid Race air fork - rebound damping, pressure adjustable, Lockout with Motion Control, PopLoc, 100 mm suspension travel
- » Syntace Duraflite oversized carbon handlebars incl. RFR bar ends, F109 stem, P6 Carbon seat post in CUBE CUSTOM DESIGN incl. RFR bar ends
- » Syntace P6 Carbon seat post
- » Sram X9 gearshift components
- » Avid Elixir CR hydraulic disc brakes, adjustable grip width and adjustable pressure point
- » DT Swiss XPW1800 system wheels - very light and rigid for optimum acceleration
- » Fi'zi:k Tundra MG - light yet comfortable saddle with even pressure distribution

RECOMMENDATION

- » Never ride without a chain suck plate or Neopren chain stay protection!!!
- » Shorten carbon seat post to correct length - seal with clear lacquer
- » Shock setting approx. 15% Sag
- » Crash Replacement Warranty on frame (see Service Section)

SPARES

- » 10130 Hanger red
- » 60096 Chainsuck Protector-Shield
- » 60091 Neopren chain stay protector
- » 60204 Top Tube Protector



TEAM LINE
R1 CARBON

MOUNTAIN
FULLSUSPENSION

size tuned KINEMATIC | super competition RACING | all mountain SYSTEM | hpc HIGH PERFORMANCE COMPONENTS | twin mold TECHNOLOGY | fsp 4LINK | wet paint SURFACE | FSS FRAME SAVE SYSTEM | ACTIVE LINK | FOX CUSTOMIZED SETUP

AMS HPC R1 Carbon

- art.nr. **Black Line 158600/ Team Line 158601**
- frame **HPC Monocoque STK Twin Mold Technology**
- size **16", 18", 20", 22", Frameset available**
- color **Team Line or Black Line**
- fork **Fox 32 F100 REMOTE FIT, 100mm, Lockout**
- rear shock **Fox Float RP23 BV 165mm**
- headset **FSR Orbit Z 1.5R semi-Integrated**
- stem **Syntace F109 Oversized**
- handlebar **Syntace DuraLite Carbon Oversized incl. RFR-Barends**
- grips **CUBE Ultralight Screw-On-Race-Grip**
- rear derailleur **Sram X0**
- front derailleur **Shimano XTR FD-M970 E-Type**
- shifter **Sram X0 Trigger, 9-speed**
- brakes **Formula R1 Carbon hydr. Discbrake (180/180mm)**
- cranks **Truvativ NOIR Carbon 44x32x22, 175mm, Integrated BB**
- cassette **Sram PG990 11-32, 9-speed**
- chain **Sram PC971 108 links**
- wheelset **EASTON EA90 Wheelset**
- front tire **Schwalbe Rocket Ron Kevlar Triple Compound 2.25**
- rear tire **Schwalbe Racing Ralph Kevlar Triple Compound 2.25**
- inner tubes **Schwalbe MTB light SV14**
- rim tape **Schwalbe 20-559**
- pedals **Shimano PD-M520**
- saddle **Fi'zi:k Tundra Carbon**
- seatpost **Syntace P6 Carbon 31,6mm**
- seatclamp **Syntace Superlock 35.0mm**
- extras **Chainstay Protection, Neopren**
- weight* **11,00 kg**

AMS HPC Elixir CR

- art.nr. **Black Line 158400/ Team Line 158401**
- frame **HPC Monocoque STK Twin Mold Technology**
- size **16", 18", 20", 22", Frameset available**
- color **Team Line or Black Line**
- fork **Rock Shox Sid Race 100mm, Motion Control, PopLoc**
- rear shock **Fox Float RP23 BV 165mm**
- headset **FSR Orbit Z 1.5R semi-Integrated**
- stem **Syntace F109 Oversized**
- handlebar **Syntace DuraLite Carbon Oversized incl. RFR-Barends**
- grips **CUBE Ultralight Screw-On-Race-Grip**
- rear derailleur **Sram X9**
- front derailleur **Shimano Deore XT FD-M770 E-Type**
- shifter **Sram X9 Trigger, 9-speed**
- brakes **Avid Elixir CR hydr. Discbrake (185/185mm)**
- cranks **Shimano Deore XT FC-M770 Hollowtech II 44x32x22, 175mm, Press-Fit BB**
- cassette **Sram PG990 11-32, 9-speed**
- chain **Sram PC971 108 links**
- wheelset **DT Swiss XPW1800 Wheelset**
- front tire **Schwalbe Rocket Ron Kevlar Triple Compound 2.25**
- rear tire **Schwalbe Racing Ralph Kevlar Triple Compound 2.25**
- inner tubes **Schwalbe MTB light SV14**
- rim tape **Schwalbe 20-559**
- pedals **Shimano PD-M520**
- saddle **Fi'zi:k Tundra MG**
- seatpost **Syntace P6 Carbon 31,6mm**
- seatclamp **Syntace Superlock 35.0mm**
- extras **Chainstay Protection, Neopren**
- weight* **11,25 kg**





Thoroughbred carbon racing bike with balanced dynamic geometry for professionals and performance-motivated riders in marathons and racing. With Size Tuned Kinematics 100mm of fully active suspension travel available.

FRAME FEATURES

- » Monocoque carbon frame in High Performance Composite
- » HPC Advanced Twin Mold Technology for max. stability and quality
- » Size Tuned Kinematics 4-link suspension technology
- » Especially high rigidity in steering head/ bottom bracket areas and ultra-lightweight
- » More freedom of movement due to lowered top tube and low top tube height
- » 3D Active Link - especially buckle-resistant linkage
- » Main bearings: 2 sealed grooved ball bearings, grooved ball bearing set: FSP 4-link, dual linkage at seat stay, single linkage shaft quadruple - Improved stability, titanium axles and bolts - weight-optimised
- » CNC-machined and cold forged frame components in area of bottom bracket for high rigidity and good brake heat sink
- » Fox Custom Set-Up at shock absorber - optimised to STK Kinematics
- » Drive independent of Sag-setting - comfortably adjustable without negative forces
- » FSP 4-link: genuine 4-link frame with pivot in chain stay to decouple brake forces from suspension and kinematics optimised for intended use
- » Highly buckle-resistant 3D dropouts
- » Frame Save System - interchangeable Hanger with thread in hanger
- » Impact Protection Foil on down tube to protect from stone strikes
- » Anti chain-suck plate on right chain stay
- » Cable protected due to special position on underside of top tube
- » Seat post fully concealable

- » Water bottle bosses on seat tube (not on 16") and down tube option
- » Top finish multilayer wet lacquer sealed
- » Meets new EU standards - tested to Velotech DINplus
- » Sizes available: 16", 18", 20", 22", also available as frame set

EQUIPMENT FEATURES

- » Fox RP23 BoostValve air shock, adjustable. ProPedal platform damping
- » CUBE Ultralight Screw-On Race Grip
- » Schwalbe Rocket Ron/Racing Ralph Kevlar folding tyres - very light with low roll resistance and optimum traction

R1 CARBON OPTION

- » Rock Shox F100 RI, FIT Remote - air fork, pressure adjustable, rebound damping, Remote Lockout, suspension travel 100mm
- » Sram XO "redwin design" gearshift components
- » Syntace Duraflite oversized carbon handlebars incl. RFR bar ends, F119 stem, P6 Carbon seat post
- » P6 Carbon seat post
- » Truvativ Noir Carbon "redwin design" crank
- » Formula R1 carbon hydraulic disc brakes with carbon lever - lightweight 2-component disc brakes and aluminium spider
- » CUBE HP Trail system wheels by Citec, very light and rigid for optimum acceleration
- » Fi'zi:k Tundra Carbon - light yet comfortable saddle with even pressure distribution

E CR OPTION

- » Rock Shox Sid Race air fork - rebound damping, pressure adjustable, Lockout with Motion Control, PopLoc, 100 mm suspension travel
- » Syntace Duraflite oversized carbon handlebars incl. RFR bar ends, F119 stem, P6 Carbon seat post in

- » Syntace P6 Carbon seat post
- » Sram X9 gearshift components
- » Avid Elixir CR hydraulic disc brakes, adjustable grip width and adjustable pressure point
- » DT Swiss XPW1800 system wheels - very light and rigid for optimum acceleration
- » Fi'zi:k Tundra M6 - light yet comfortable saddle with even pressure distribution

RX OPTION

- » Rock Shox Reba SL air fork - rebound damping, pressure adjustable, Lockout with Motion Control, PopLoc, 100 mm suspension travel
- » Shimano Deore XT /SLX Shadow gearshift components
- » Sunringle Ryde XMB system wheels - light and robust wheels
- » Syntace Duraflite 2014 Oversized Aluminium handlebars incl. RFR-Bar Ends - light and robust
- » Syntace P6 aluminium seat post
- » Fi'zi:k Tundra M6 - light yet comfortable saddle with even pressure distribution

RECOMMENDATION

- » Never ride without a chain suck plate or Neopren chain stay protection!!!
- » Shorten carbon seat post to correct length - seal with clear lacquer
- » Shock setting approx. 15% Sag
- » Crash Replacement Warranty on frame (see Service Section)

SPARES

- » 10130 Hanger red
- » 60096 Chainsuck Protector-Shield
- » 60091 Neopren chain stay protector
- » 60204 Top Tube Protector



MOUNTAIN
FULLSUSPENSION

BLACK LINE
ELIXIR CR

size tuned KINEMATIC | super competition RACING | all mountain SYSTEM | hpc HIGH PERFORMANCE CONCEPT | twin mold TECHNOLOGY | fsp 4LINK | wet paint SURFACE | FSS FRAME SHIVE SYSTEM | 4-D ACTIVE LINK | FOX CUSTOMIZED SETUP

AMS HPC R1 Carbon

- art.nr. **Black Line 158600/ Team Line 158601**
- frame **HPC Monocoque STK Twin Mold Technology**
- size **16", 18", 20", 22", Frameset available**
- color **Team Line or Black Line**
- fork **Fox 32 F100 REMOTE FIT, 100mm, Lockout**
- rear shock **Fox Float RP23 BV 165mm**
- headset **FSA Orbit Z 1.5R semi-Integrated**
- stem **Syntace F109 Oversized**
- handlebar **Syntace Duraflite Carbon Oversized incl. RFR-Barends**
- grips **CUBE Ultralight Screw-On-Race-Grip**
- rear derailleur **Sram X0**
- front derailleur **Shimano XTR FD-M970 E-Type**
- shifter **Sram X0 Trigger, 9-speed**
- brakes **Formula R1 Carbon hydr. Discbrake (180/180mm)**
- cranks **Truvativ NOIR Carbon 44x32x22, 175mm, Integrated BB**
- cassette **Sram PG990 11-32, 9-speed**
- chain **Sram PC971 108 links**
- wheelset **EASTON EA90 Wheelset**
- front tire **Schwalbe Rocket Ron Kevlar Triple Compound 2.25**
- rear tire **Schwalbe Racing Ralph Kevlar Triple Compound 2.25**
- inner tubes **Schwalbe MTB light SV14**
- rim tape **Schwalbe 20-559**
- pedals **Shimano PD-M520**
- saddle **Fi'zi:k Tundra Carbon**
- seatpost **Syntace P6 Carbon 31,6mm**
- seatclamp **Syntace Superlock 35,0mm**
- extras **Chainstay Protection, Neopren**
- weight* **11,00 kg**

AMS HPC Elixir CR

- art.nr. **Black Line 158400/ Team Line 158401**
- frame **HPC Monocoque STK Twin Mold Technology**
- size **16", 18", 20", 22", Frameset available**
- color **Team Line or Black Line**
- fork **Rock Shox Sid Race 100mm, Motion Control, PopLoc**
- rear shock **Fox Float RP23 BV 165mm**
- headset **FSA Orbit Z 1.5R semi-Integrated**
- stem **Syntace F109 Oversized**
- handlebar **Syntace Duraflite Carbon Oversized incl. RFR-Barends**
- grips **CUBE Ultralight Screw-On-Race-Grip**
- rear derailleur **Sram X9**
- front derailleur **Shimano Deore XT FD-M770 E-Type**
- shifter **Sram X9 Trigger, 9-speed**
- brakes **Avid Elixir CR hydr. Discbrake (185/185mm)**
- cranks **Shimano Deore XT FC-M770 Hollowtech II 44x32x22, 175mm, Press-Fit BB**
- cassette **Sram PG990 11-32, 9-speed**
- chain **Sram PC971 108 links**
- wheelset **DT Swiss XPW1800 Wheelset**
- front tire **Schwalbe Rocket Ron Kevlar Triple Compound 2.25**
- rear tire **Schwalbe Racing Ralph Kevlar Triple Compound 2.25**
- inner tubes **Schwalbe MTB light SV14**
- rim tape **Schwalbe 20-559**
- pedals **Shimano PD-M520**
- saddle **Fi'zi:k Tundra MG**
- seatpost **Syntace P6 Carbon 31,6mm**
- seatclamp **Syntace Superlock 35,0mm**
- extras **Chainstay Protection, Neopren**
- weight* **11,25 kg**

AMS HPC RX

- art.nr. **158200**
- frame **HPC Monocoque STK Twin Mold Technology**
- size **16", 18", 20", 22", Frameset available**
- color **Black Line**
- fork **Rock Shox Reba SL 100mm, Motion Control, PopLoc**
- rear shock **Fox Float RP23 BV 165mm**
- headset **FSA Orbit Z 1.5R semi-Integrated**
- stem **Syntace F149 Oversized**
- handlebar **Syntace Duraflite 2014 318 Oversized incl. RFR-Barends**
- grips **CUBE Ultralight Screw-On-Race-Grip**
- rear derailleur **Shimano Deore XT RD-M772 Shadow**
- front derailleur **Shimano FD-M660 Top Swing**
- shifter **Shimano SLX SL-M660 Rapidfire-Plus, 9-speed**
- brakes **Formula RX hydr. Discbrake (180/180mm)**
- cranks **Shimano SLX FC-M660 Hollowtech II 44x32x22, 175mm, Integrated BB**
- cassette **Shimano CS-HG50 11-32, 9-speed**
- chain **Shimano CN-HG53 108 links**
- wheelset **Sunringlé Ryde XMB Wheelset**
- front tire **Schwalbe Rocket Ron Kevlar Triple Compound 2.25**
- rear tire **Schwalbe Racing Ralph Kevlar Triple Compound 2.25**
- inner tubes **Schwalbe MTB light SV14**
- rim tape **Schwalbe 20-559**
- pedals **Shimano PD-M520**
- saddle **Fi'zi:k Tundra MG**
- seatpost **Syntace P6 Aluminium 31,6mm**
- seatclamp **Syntace Superlock 35,0mm**
- extras **Chainstay Protection, Neopren**
- weight* **11,85 kg**





Size Tuned Kinematics 4-link frame with balanced sports geometry and classic appearance for performance-motivated riders in marathons and races and also suitable for touring. 100mm of fully active suspension travel available.

FRAME FEATURES

- » High Performance Aluminium 7005, triple butted
- » Top/down tubes produced by Advanced Hydroforming - stability for less material use
- » Size Tuned Kinematics 4-link suspension technology
- » More freedom of movement due to lowered top tube and low top tube height
- » 3D Active Link - especially buckle-resistant linkage
- » Main bearings: 2 sealed grooved ball bearings, grooved ball bearing set; FSP 4-link, dual linkage at seat stay, single linkage shaft quadruple - improved stability
- » CNC-machined and cold forged frame components in area of bottom bracket for high rigidity and good brake heat sink
- » Fox Custom Set-Up at shock absorber - optimised to STK Kinematics
- » Drive independent of Sag-setting - comfortably adjustable without negative forces
- » FSP 4-link: genuine 4-link frame with pivot in chain stay to decouple brake forces from suspension and kinematics optimised for intended use
- » Highly buckle-resistant 3D dropouts
- » Frame Save System - interchangeable Hanger with thread in hanger
- » Cable protected due to special position on underside of top tube
- » Seat post fully concealable
- » Water bottle bosses on seat tube (not on 16") and down tube option
- » Top finish multilayer wet lacquer sealed
- » Meets new EU standards - tested to Velotech DINPlus

- » Sizes available: 16", 18", 20", 22", also available as frame set

EQUIPMENT FEATURES

- » Syntace Vector Oversized Lowrider Aluminium handlebars in CUBE CUSTOM DESIGN
- » CUBE Ultralight Screw-On Race Grip
- » Schwalbe Rocket Ron/Racing Ralph Kevlar folding tyres - very light with low roll resistance and optimum traction

OPTION R1

- » Rock Shox F100 RL FIT Remote - air fork, pressure adjustable, rebound damping, Remote Lockout, suspension travel 100mm
- » Fox RP23 BoostValve air shock, adjustable, ProPedal platform damping
- » Sram XO and X9 gearshift components
- » Formula R1 magnesium hydraulic disc brakes
- » DT Swiss XPW1600 system wheels - very light and rigid for optimum acceleration
- » Syntace P6 aluminium seat post
- » Fi'zi:k Tundra MG - light yet comfortable saddle with even pressure distribution

OPTION ELIXIR R

- » Rock Shox Reba Race U-Turn air fork - rebound damping, pressure adjustable, lockout with Motion Control, PopLoc, U-Turn 90-120mm suspension travel deflection, cockpit lowered for improved climbing and more reserves for descents
- » Fox RP23 BoostValve air shock, adjustable, ProPedal platform damping
- » Shimano Deore XT Shadow/SIX gearshift components

- » Avid Elixir R hydraulic disc brakes
- » DT Swiss XPW1800 system wheels - very light and rigid for optimum acceleration
- » RFR Natural Shape 0.1 M - sports comfort saddle
- » RFR Prolight Setback seat post for dynamic seating position

RECOMMENDATION

- » Shock setting approx. 15% Sag

SPARES

- » 10130 Hanger red



SID BLUE
R1 MAG

MOUNTAIN
FULLSUSPENSION

- size tuned KINEMATIC
- all mountain SYSTEM
- hpb
- hydroforming SYSTEM
- ACTIVE LINK
- FOX CUSTOMIZED SETUP
- fsp LINK
- FSS FRAME SAVE SYSTEM
- wet paint SURFACE


AMS PRO R1 Mag

- art.nr. Black Anodized 153500/ Sid Blue 153502
- frame HPA 7005 Hydroform STK Triple Butted, FSP 4-Link-System
- size 16", 18", 20", 22", Frameset available
- color Black Anodized or Sid Blue
- fork Fox 32 F100 REMOTE FIT, 100mm, Lockout
- rear shock Fox Float RP23 BV 165mm
- headset FSA Orbit Z semi-Integrated
- stem Syntace F149 Oversized
- handlebar Syntace Vector 2014 318 Lowrider Oversized
- grips CUBE Ultralight Screw-On-Race-Grip
- rear derailleur Sram X0
- front derailleur Shimano Deore XT FD-M771, Down Swing, 34.9mm
- shifter Sram X9 Trigger, 9-speed
- brakes Formula R1 Magnesium hydr. Discbrake (180/180mm)
- cranks Shimano Deore XT FC-M770 Hollowtech II 44x32x22, 175mm, Press-Fit BB
- cassette Sram PG990 11-32, 9-speed
- chain Sram PC971 108 links
- wheelset DT Swiss XPW1600 Wheelset
- front tire Schwalbe Rocket Ron Kevlar Triple Compound 2.25
- rear tire Schwalbe Racing Ralph Kevlar Triple Compound 2.25
- inner tubes Schwalbe MTB light SV14
- rim tape Schwalbe 20-559
- pedals Shimano PD-M520
- saddle Fizik Tundra MG
- seatpost Syntace P6 Aluminium 31.6mm
- seatclamp Scape Varioclose 34.9mm
- weight* 11,60 kg

AMS PRO Elixir R

- art.nr. Black Anodized 153300/ Sid Blue 153302
- frame HPA 7005 Hydroform STK Triple Butted, FSP 4-Link-System
- size 16", 18", 20", 22", Frameset available
- color Black Anodized or Sid Blue
- fork Rock Shox Reba Race U-turn 90-120mm, Motion Control, PopLoc
- rear shock Fox Float RP23 BV 165mm
- headset FSA Orbit Z semi-Integrated
- stem Syntace F149 Oversized
- handlebar Syntace Vector 2014 318 Lowrider Oversized
- grips CUBE Ultralight Screw-On-Race-Grip
- rear derailleur Shimano Deore XT RD-M772 Shadow
- front derailleur Shimano SLX FD-M660, Down Swing, 34.9mm
- shifter Shimano SLX SL-M660 Rapidfire-Plus, 9-speed
- brakes Avid Elixir R hydr. Discbrake (185/185mm)
- cranks Shimano Deore XT FC-M770 Hollowtech II 44x32x22, 175mm, Press-Fit BB
- cassette Shimano CS-HG50 11-32, 9-speed
- chain Shimano CN-HG53 108 links
- wheelset DT Swiss XPW1800 Wheelset
- front tire Schwalbe Rocket Ron Kevlar Triple Compound 2.25
- rear tire Schwalbe Racing Ralph Kevlar Triple Compound 2.25
- inner tubes Schwalbe MTB light SV14
- rim tape Schwalbe 20-559
- pedals Fasten Alu
- saddle RFR Natural Shape 0.1 M
- seatpost RFR Prolight 31.6mm Setback
- seatclamp Scape Varioclose 34.9mm
- weight* 12,10 kg





MOUNTAIN FULLSUSPENSION

Size Tuned Kinematics 4-link frame with balanced sports geometry and classic appearance for performance-motivated riders in marathons and races and also suitable for touring. 100mm of fully active suspension travel available.

FRAME FEATURES

- » High Performance Aluminium 7005, triple butted
- » Top/down tubes produced by Advanced Hydroforming - stability for less material use
- » Size Tuned Kinematics 4-link suspension technology
- » More freedom of movement due to lowered top tube and low top tube height
- » 3D Active Link - especially buckle-resistant linkage
- » Main bearings: 2 sealed grooved ball bearings, grooved ball bearing set; FSP 4-link, dual linkage at seat stay, single linkage shaft quadruple - improved stability
- » CNC-machined and cold forged frame components in area of bottom bracket for high rigidity and good brake heat sink
- » Fox Custom Set-Up at shock absorber - optimised to STK Kinematics
- » Drive independent of Sag-setting - comfortably adjustable without negative forces
- » FSP 4-link: genuine 4-link frame with pivot in chain stay to decouple brake forces from suspension and kinematics optimised for intended use
- » Highly buckle-resistant 3D dropouts
- » Frame Save System - interchangeable Hanger with thread in hanger
- » Cable protected due to special position on underside of top tube
- » Seat post fully concealable
- » Water bottle bosses on seat tube (not on 16") and down tube option
- » Highly scratch-resistant Eloxal finish with laser design
- » Meets new EU standards - tested to Velotech DINPlus

- » Sizes available: 16", 18", 20", 22", also available as frame set

EQUIPMENT FEATURES

- » Syntace Vector Oversized Lowrider aluminium handlebars
- » CUBE Ultralight Screw-On Race Grip
- » Schwalbe Rocket Ron/Racing Ralph Kevlar folding tyres - very light with low roll resistance and optimum traction

R1 OPTION

- » Rock Shox F100 RL FIT Remote - air fork, pressure adjustable, rebound damping, Remote Lockout, suspension travel 100mm
- » Fox RP23 BoostValve air shock, adjustable, ProPedal platform damping
- » Sram X0 and X9 gearshift components
- » Formula R1 magnesium hydraulic disc brakes
- » DT Swiss XPW1600 system wheels - very light and rigid for optimum acceleration
- » Syntace P6 aluminium seat post
- » Fi'zi:k Tundra MG - light yet comfortable saddle with even pressure distribution

ER OPTION

- » Rock Shox Reba Race U-Turn air fork - rebound damping, pressure adjustable, lockout with Motion Control, PopLoc, U-Turn 90-120mm suspension travel deflection, cockpit lowered for improved climbing and more reserves for descents
- » Fox RP23 BoostValve air shock, adjustable, ProPedal platform damping
- » Shimano Deore XT Shadow/SLX gearshift components
- » Avid Elixir R hydraulic disc brakes

- » DT Swiss XPW1800 system wheels - very light and rigid for optimum acceleration
- » RFR Natural Shape 0.1 M - sports comfort saddle
- » RFR Prolight Setback seat post for dynamic seating position

RX OPTION

- » Fox 32 RL100 OB - air fork, pressure adjustable rebound damping, remote lockout, adjustable breakaway torque, 100mm suspension travel
- » Fox RP23 air shock, adjustable, ProPedal platform damping
- » Shimano Deore XT Shadow/SLX gearshift components
- » Formula RX hydraulic disc brakes
- » Sunringle Ryde XMB system wheels - light and robust wheels
- » RFR Natural Shape 0.1 M - sports comfort saddle
- » RFR Prolight Setback seat post for dynamic seating position

RECOMMENDATION

- » Shock setting approx. 15% Sag

SPARES

- » 10130 Hanger red



MOUNTAIN
FULLSUSPENSION

BLACK ANODIZED
ELIXIR R

size tuned KINEMATIC | all mountain SYSTEM | hpa | hydroforming SYSTEM | ACTIVE LINK | FOX CUSTOMIZED SETUP | fsp 4LINK | FSS FORME SHAPE SYSTEM | laser DESIGN SURFACE

AMS PRO R1 Mag

art.nr.	Black Anodized 153500/ Sid Blue 153502
frame	HPA 7005 Hydroform STK Triple Butted, FSP 4-Link-System
size	16", 18", 20", 22", Frameset available
color	Black Anodized or Sid Blue
fork	Fox 32 F100 REMOTE FIT, 100mm, Lockout
rear shock	Fox Float RP23 BV 165mm
headset	FSA Orbit Z semi-Integrated
stem	Syntace F149 Oversized
handlebar	Syntace Vector 2014 318 Lowrider Oversized
grips	CUBE Ultralight Screw-On-Race-Grip
rear derailleur	Sram XO
front derailleur	Shimano Deore XT FD-M771, Down Swing, 34.9mm
shifter	Sram X9 Trigger, 9-speed
brakes	Formula R1 Magnesium hydr. Discbrake (180/180mm)
cranks	Shimano Deore XT FC-M770 Hollowtech II 44x32x22, 175mm, Press-Fit BB
cassette	Sram PG990 11-32, 9-speed
chain	Sram PC971 108 links
wheelset	DT Swiss XPW1600 Wheelset
front tire	Schwalbe Rocket Ron Kevlar Triple Compound 2.25
rear tire	Schwalbe Racing Ralph Kevlar Triple Compound 2.25
inner tubes	Schwalbe MTB light SV14
rim tape	Schwalbe 20-559
pedals	Shimano PD-M520
saddle	Fizik Tundra MG
seatpost	Syntace P6 Aluminium 31.6mm
seatclamp	Scape Varioclose 34.9mm
weight*	11,60 kg

AMS PRO Elixir R

art.nr.	Black Anodized 153300/ Sid Blue 153302
frame	HPA 7005 Hydroform STK Triple Butted, FSP 4-Link-System
size	16", 18", 20", 22", Frameset available
color	Black Anodized or Sid Blue
fork	Rock Shox Reba Race U-turn 90-120mm, Motion Control, PopLoc
rear shock	Fox Float RP23 BV 165mm
headset	FSA Orbit Z semi-Integrated
stem	Syntace F149 Oversized
handlebar	Syntace Vector 2014 318 Lowrider Oversized
grips	CUBE Ultralight Screw-On-Race-Grip
rear derailleur	Shimano Deore XT RD-M772 Shadow
front derailleur	Shimano SLX FD-M660, Down Swing, 34.9mm
shifter	Shimano SLX SL-M660 Rapidfire-Plus, 9-speed
brakes	Avid Elixir R hydr. Discbrake (185/185mm)
cranks	Shimano Deore XT FC-M770 Hollowtech II 44x32x22, 175mm, Press-Fit BB
cassette	Shimano CS-HG50 11-32, 9-speed
chain	Shimano CN-HG53 108 links
wheelset	DT Swiss XPW1800 Wheelset
front tire	Schwalbe Rocket Ron Kevlar Triple Compound 2.25
rear tire	Schwalbe Racing Ralph Kevlar Triple Compound 2.25
inner tubes	Schwalbe MTB light SV14
rim tape	Schwalbe 20-559
pedals	Fasten Alu
saddle	RFR Natural Shape 0.1 M
seatpost	RFR Prolight 31.6mm Setback
seatclamp	Scape Varioclose 34.9mm
weight*	12,10 kg

AMS PRO RX

art.nr.	Black Anodized 153200/ Racing Red 153201
frame	HPA 7005 Hydroform STK Triple Butted, FSP 4-Link-System
size	16", 18", 20", 22", Frameset available
color	Black Anodized or Racing Red
fork	Fox 32 F100 RL O/B 100mm, Lockout
rear shock	Fox Float RP23 165mm
headset	FSA Orbit Z semi-Integrated
stem	Syntace F149 Oversized
handlebar	Syntace Vector 2014 318 Lowrider Oversized
grips	CUBE Ultralight Screw-On-Race-Grip
rear derailleur	Shimano Deore XT RD-M772 Shadow
front derailleur	Shimano SLX FD-M660, Down Swing, 34.9mm
shifter	Shimano SLX SL-M660 Rapidfire-Plus, 9-speed
brakes	Formula RX hydr. Discbrake (180/180mm)
cranks	Shimano SLX FC-M660 Hollowtech II 44x32x22, 175mm, Integrated BB
cassette	Shimano CS-HG50 11-32, 9-speed
chain	Shimano CN-HG53 108 links
wheelset	Sunringlé Ryde XMB Wheelset
front tire	Schwalbe Rocket Ron Kevlar Triple Compound 2.25
rear tire	Schwalbe Racing Ralph Kevlar Triple Compound 2.25
inner tubes	Schwalbe MTB light SV14
rim tape	Schwalbe 20-559
pedals	Fasten Alu
saddle	RFR Natural Shape 0.1 M
seatpost	RFR Prolight 31.6mm Setback
seatclamp	Scape Varioclose 34.9mm
weight*	12,20 kg





MOUNTAIN FULLSUSPENSION

Size Tuned Kinematics 4-link frame with balanced sports geometry and classic appearance for performance-motivated riders in marathons and races and also suitable for touring. 100mm of fully active suspension travel available.

FRAME FEATURES

- » High Performance Aluminium 7005, triple butted
- » Top/down tubes produced by Advanced Hydroforming - stability for less material use
- » Size Tuned Kinematics 4-link suspension technology
- » More freedom of movement due to lowered top tube and low top tube height
- » 3D Active Link - especially buckle-resistant linkage
- » Main bearings: 2 sealed grooved ball bearings, grooved ball bearing set: FSP 4-link, dual linkage at seat stay, single linkage shaft quadruple - improved stability
- » CNC-machined and cold forged frame components in area of bottom bracket for high rigidity and good brake heat sink
- » Fox Custom Set-Up at shock absorber - optimised to STK Kinematics
- » Drive independent of Sag-setting - comfortably adjustable without negative forces
- » FSP 4-link: genuine 4-link frame with pivot in chain stay to decouple brake forces from suspension and kinematics optimised for intended use
- » Highly buckle-resistant 3D dropouts
- » Frame Save System - interchangeable Hanger with thread in hanger
- » Cable protected due to special position on underside of top tube
- » Seat post fully concealable
- » Water bottle bosses on seat tube (not on 16") and down tube option
- » Top finish multilayer wet lacquer sealed
- » Meets new EU standards - tested to Velotech DINPlus

- » Sizes available: 16", 18", 20", 22", also available as frame set

EQUIPMENT FEATURES

- » Fox 32 RL100 OB - air fork, pressure adjustable rebound damping, remote lockout, adjustable breakaway torque, 100mm suspension travel
- » Fox RP23 air shock, adjustable, ProPedal platform damping
- » Syntace Vector Oversized Lowrider Aluminium handlebars in CUBE CUSTOM DESIGN
- » CUBE Ultralight Screw-On Race Grip
- » Schwalbe Rocket Ron/Racing Ralph Kevlar folding tyres - very light with low roll resistance and optimum traction
- » Shimano Deore XT Shadow/SLX gearshift components
- » Formula RX hydraulic disc brakes
- » Sunringle Ryde XMB system wheels - light and robust wheels
- » RFR Natural Shape 0.1 M - sports comfort saddle
- » RFR Prolight Setback seat post for dynamic seating position

RECOMMENDATION

- » Shock setting approx. 15% Sag

SPARES

- » 10130 Hanger red



MOUNTAIN
FULLSUSPENSION


RACING RED

size tuned KINEMATIC | all mountain SYSTEM | hpb | hydroforming SYSTEM | FD ACTIVE LINK | FOX CUSTOMIZED SETUP | fsp 4LINK | FSS FRAME SAVE SYSTEM | wet paint SURFACE

AMS PRO RX

- Art.Nr **Black Anodized 153200/ Racing Red 153201**
- Rahmen **HPA 7005 Hydroform STK Triple Butted, FSP 4-Link-System**
- Größe **16", 18", 20", 22", Frameset available**
- Farbe **Black Anodized or Racing Red**
- Gabel **Fox 32 F100 RL O/B 100mm, Lockout**
- Dämpfer **Fox Float RP23 165mm**
- Steuersatz **FSA Orbit Z semi-Integrated**
- Vorbau **Syntace F149 Oversized**
- Lenker **Syntace Vector 2014 318 Lowrider Oversized**
- Griffe **CUBE Ultralight Screw-On-Race-Grip**
- Schaltwerk **Shimano Deore XT RD-M772 Shadow**
- Umwerfer **Shimano SLX FD-M660, Down Swing, 34.9mm**
- Schalthebel **Shimano SLX SL-M660 Rapidfire-Plus, 9-speed**
- Bremsanlage **Formula RX hydr. Discbrake (180/180mm)**
- Kurbelgarnitur **Shimano SLX FC-M660 Hollowtech II 44x32x22, 175mm, Integrated BB**
- Kassette **Shimano CS-HG50 11-32, 9-speed**
- Kette **Shimano CN-HG53 108 links**
- Laufnradatz **Sunringlé Ryde XMB Wheelset**
- Reifen vorne **Schwalbe Rocket Ron Kevlar Triple Compound 2.25**
- Reifen hinten **Schwalbe Racing Ralph Kevlar Triple Compound 2.25**
- Schläuche **Schwalbe MTB light SV14**
- Felgenband **Schwalbe 20-559**
- Pedale **Fasten Alu**
- Sattel **RFR Natural Shape 0.1 M**
- Sattelstütze **RFR Prolight 31,6mm Setback**
- Sattelklemme **Scape Varioclose 34.9mm**
- Gesamtgewicht * **12,20 kg**





MOUNTAIN FULLSUSPENSION

4-link frame with balanced sports geometry and classic appearance for alpine cross-country or all-mountain touring, where somewhat more suspension travel is required. With Size Tuned Kinematics 130mm of fully active suspension travel now available.

FRAME FEATURES

- » High Performance Aluminium 7005, triple butted
- » Top/down tubes produced by Advanced Hydroforming - stability for less material use
- » Size Tuned Kinematics 4-link suspension technology
- » More freedom of movement due to lowered top tube and low top tube height
- » 3D Active Link - especially buckle-resistant linkage
- » Main bearings: 2 sealed grooved ball bearings, grooved ball bearing set: FSP 4-link, dual linkage at seat stay, single linkage shaft quadruple - improved stability
- » CNC-machined and cold forged frame components in area of bottom bracket for high rigidity and good brake heat sink
- » Fox Custom Set-Up at shock absorber - optimised to STK Kinematics
- » Drive independent of Sag-setting - comfortably adjustable without negative forces
- » FSP 4-link: genuine 4-link frame with pivot in chain stay to decouple brake forces from suspension and Kinematics optimised for intended use
- » Highly buckle-resistant 3D dropouts
- » Frame Save System - interchangeable Hanger with thread in hanger
- » Cable protected due to special position on underside of top tube
- » Seat post fully concealable
- » Water bottle bosses on seat tube (not on 16"/18") and down tube option
- » Top finish multilayer wet lacquer sealed
- » Meets new EU standards - tested to Velotech DINPlus

- » Sizes available: 16", 18", 20", 22", also available as frame set

EQUIPMENT FEATURES

- » Fox 32 Talas RLC FIT air fork - rebound damping, pressure adjustable, lockout, 100/120/140mm suspension travel adjustment -lowered cockpit option for improved climbing and more reserves on descents
- » Fox RP23 BoostValve air shock, adjustable, ProPedal platform damping
- » Schwalbe Nobby Nic Kevlar folding tyres- very light with low roll resistance and optimum traction
- » Syntace Vector Lowrider carbon handlebars, oversized with Ultralight Screw-On RaceGrip, F119 stem, P6 Carbon seat post
- » Sram XO gearshift components
- » Truvativ Noir Carbon crank
- » Avid Elixir CR hydraulic disc brakes, adjustable grip width and adjustable pressure point
- » Easton EA90 system wheels, very light and rigid for optimum acceleration
- » Fi'zi:k Alianta Delta saddle

RECOMMENDATION

- » Shock setting approx. 20% Sag

SPARES

- » 10123 Hanger black



WHITE 'N' BLACK 'N' GREEN

size tuned KINEMATIC
 all mountain SYSTEM
 hpa HIGH PERFORMANCE ADVANCED
 hydroforming SYSTEM
 ACTIVE LINK
 FOX CUSTOMIZED SETUP
 fsp 4 LINK
 FSS BRAKE SAVE SYSTEM
 wet paint SURFACE

AMS 125 Elixir CR

art.nr.	Black Anodized 154400/ White'n'Black'n'Green 154401
frame	HPA 7005 Hydroform STK Triple Butted, FSP 4-Link-System
size	16", 18", 20", 22", Frameset available
color	Black Anodized or White'n'Black'n'Green
fork	Fox 32 Talas RLC FIT 100/120/140mm, Lockout
rear shock	Fox Float RP23 BV 200mm
headset	FSA Orbit Z 1.5R semi-Integrated
stem	Syntace F109 Oversized
handlebar	Syntace Vector Carbon Lowrider Oversized
grips	CUBE Ultralight Screw-On-Race-Grip
rear derailleur	Sram XO
front derailleur	Shimano Deore XT FD-M771, Down Swing, 34.9mm
shifter	Sram XO Trigger, 9-speed
brakes	Avid Elixir CR hydr. Discbrake (185/185mm)
cranks	Truvativ NDIR Carbon 44x32x22, 175mm, Integrated BB
cassette	Sram PG990 11-32, 9-speed
chain	Sram PC971 108 links
wheelset	EASTON EA90 Wheelset
front tire	Schwalbe Nobby Nic Kevlar Triple Compound 2.25
rear tire	Schwalbe Nobby Nic Kevlar Triple Compound 2.25
inner tubes	Schwalbe MTB light SV14
rim tape	Schwalbe 20-559
pedals	Shimano PD-M520
saddle	Fizik Aliante Delta
seatpost	Syntace P6 Carbon 31.6mm
seatclamp	Scape Varioclose 34.9mm
weight*	12,00 kg





MOUNTAIN FULLSUSPENSION

4-link frame with balanced sports geometry and classic appearance for alpine cross-country or all-mountain touring, where somewhat more suspension travel is required. With Size Tuned Kinematics 130mm of fully active suspension travel now available.

FRAME FEATURES

- » High Performance Aluminium 7005, triple butted
- » Top/down tubes produced by Advanced Hydroforming - stability for less material use
- » Size Tuned Kinematics 4-link suspension technology
- » More freedom of movement due to lowered top tube and low top tube height
- » 3D Active Link - especially buckle-resistant linkage
- » Main bearings: 2 sealed grooved ball bearings, grooved ball bearing set: FSP 4-link, dual linkage at seat stay, single linkage shaft quadruple - improved stability
- » CNC-machined and cold forged frame components in area of bottom bracket for high rigidity and good brake heat sink
- » Fox Custom Set-Up at shock absorber - optimised to STK Kinematics
- » Drive independent of Sag-setting - comfortably adjustable without negative forces
- » FSP 4-link: genuine 4-link frame with pivot in chain stay to decouple brake forces from suspension and kinematics optimised for intended use
- » Highly buckle-resistant 3D dropouts
- » Frame Save System - interchangeable Hanger with thread in hanger
- » Cable protected due to special position on underside of top tube
- » Seat post fully concealable
- » Water bottle bosses on seat tube (not on 16"/18") and down tube option
- » Highly scratch-resistant Eloxal finish with laser design
- » Meets new EU standards - tested to Velotech DINPlus
- » Sizes available: 16", 18", 20", 22", also available as frame set

EQUIPMENT FEATURES

- » Schwalbe Nobby Nic Kevlar folding tyres- very light with low roll resistance and optimum traction

THE ONE OPTION

- » Fox 32 Talas RLC FIT air fork - rebound damping, pressure adjustable, lockout, 100/120/140mm suspension travel adjustment -lowered cockpit option for improved climbing and more reserves on descents
- » Syntace Vector Oversized Lowrider aluminium handlebars
- » Fox RP23 BoostValve air shock, adjustable. ProPedal platform damping
- » Shimano Deore XT Shadow gearshift components
- » Formula The One hydraulic disc brakes - extremely light and sharp brake
- » DT Swiss XPW1600 system wheels - very light and rigid for optimum acceleration
- » Syntace P6 aluminium seat post
- » Fizik Alianta Delta saddle

RX OPTION

- » Fox 32 Talas RL DB air fork - rebound damping, pressure adjustable, lockout, 100/120/140mm suspension travel adjustment -lowered cockpit option for improved climbing and more reserves on descents
- » Syntace Vector Oversized Lowrider aluminium handlebars
- » Shimano Deore XT Shadow/SLX gearshift components
- » Formula RX hydraulic disc brakes
- » Sunringle Ryde XMB system wheels - light and robust wheels
- » Fox RP23 BoostValve air shock, adjustable. ProPedal platform damping
- » RFR Prolight Setback seat post for dynamic seating position

TRAIL OPTION

- » Rock Shox Revelation Race Air U-Turn air fork - rebound damping, pressure adjustable, lockout with Motion Control, PopLoc, U-Turn 120-150mm suspension travel deflection, cockpit lowered option for improved climbing and more reserves for descents
- » Fox RP23 air shock, adjustable. ProPedal platform damping
- » Syntace Vector Oversized Lowrider aluminium handlebars
- » Shimano Deore XT Shadow/SLX gearshift components
- » Stroker Trail hydraulic disc brakes for optimum braking performance, adjustable grip width
- » Sunringle Ryde XMB system wheels - light and robust wheels
- » RFR Natural Shape 0.1 M - sports comfort saddle
- » RFR Prolight Setback seat post for dynamic seating position

RECOMMENDATION

- » Shock setting approx. 20% Sag

SPARES

- » 10130 Hanger red



WHITE 'N' BLACK 'N' RED
THE ONE

MOUNTAIN
FULLSUSPENSION

size tuned KINEMATIC all mountain SYSTEM hpa HIGH PERFORMANCE hydroforming SYSTEM ACTIVE LINK FOX CUSTOMIZED SETUP fsp 4 LINK FSS BRAKE SAVE SURFACE wet paint SURFACE

AMS 125 THE ONE

art.nr.	154801
frame	HPA 7005 Hydroform STK Triple Butted, FSP 4-Link-System
size	16", 18", 20", 22", Frameset available
color	White'n'Black'n'Red
fork	Fox 32 Talas RLC FIT 100/120/140mm, Lockout
rear shock	Fox Float RP23 BV 200mm
headset	FSA Orbit Z 1.5R semi-Integrated
stem	Syntace F149 Oversized
handlebar	Syntace Vector 2014 318 Lowrider Oversized
grips	CUBE Fritzz Screw-On-Grip
rear derailleur	Shimano Deore XT RD-M772 Shadow
front derailleur	Shimano Deore XT FD-M771, Down Swing, 34.9mm
shifter	Shimano Deore XT SL-M770 Rapidfire-Plus, 9-speed
brakes	Formula THE ONE hydr. Discbrake (180/180mm)
cranks	Shimano Deore XT FC-M770 Hollowtech II 44x32x22, 175mm, Press-Fit BB
cassette	Shimano Deore XT CS-M770 11-32, 9-speed
chain	Shimano CN-HG53 108 links
wheelset	DT Swiss XPW1600 Wheelset
front tire	Schwalbe Nobby Nic Kevlar Triple Compound 2.25
rear tire	Schwalbe Nobby Nic Kevlar Triple Compound 2.25
inner tubes	Schwalbe MTB light SV14
rim tape	Schwalbe 20-559
pedals	Shimano PD-M520
saddle	Fizik Aliante Delta
seatpost	Syntace P6 Aluminium 31.6mm
seatclamp	Scape Varioclose 34.9mm
weight*	12,50 kg

AMS 125 RX

art.nr.	154201
frame	HPA 7005 Hydroform STK Triple Butted, FSP 4-Link-System
size	16", 18", 20", 22", Frameset available
color	White'n'Black'n'Red
fork	Fox 32 Talas RL O/B 100/120/140mm, Lockout
rear shock	Fox Float RP23 BV 200mm
headset	FSA Orbit Z 1.5R semi-Integrated
stem	Syntace F149 Oversized
handlebar	Syntace Vector 2014 318 Lowrider Oversized
grips	CUBE Fritzz Screw-On-Grip
rear derailleur	Shimano Deore XT RD-M772 Shadow
front derailleur	Shimano Deore XT FD-M771, Down Swing, 34.9mm
shifter	Shimano SLX SL-M660 Rapidfire-Plus, 9-speed
brakes	Formula RX hydr. Discbrake (180/180mm)
cranks	Shimano Deore XT FC-M770 Hollowtech II 44x32x22, 175mm, Press-Fit BB
cassette	Shimano CS-HG50 11-32, 9-speed
chain	Shimano CN-HG53 108 links
wheelset	Sunringlé Ryde XMB Wheelset
front tire	Schwalbe Nobby Nic Kevlar Triple Compound 2.25
rear tire	Schwalbe Nobby Nic Kevlar Triple Compound 2.25
inner tubes	Schwalbe MTB light SV14
rim tape	Schwalbe 20-559
pedals	Fasten Alu
saddle	RFR Natural Shape 0.1 M
seatpost	RFR Prolight 31.6mm Setback
seatclamp	Scape Varioclose 34.9mm
weight*	12,75 kg





MOUNTAIN FULLSUSPENSION

4-link frame with balanced sports geometry and classic appearance for alpine cross-country or all-mountain touring, where somewhat more suspension travel is required. With Size Tuned Kinematics 130mm of fully active suspension travel now available.

FRAME FEATURES

- » High Performance Aluminium 7005, triple butted
- » Top/down tubes produced by Advanced Hydroforming - stability for less material use
- » Size Tuned Kinematics 4-link suspension technology
- » More freedom of movement due to lowered top tube and low top tube height
- » 3D Active Link - especially buckle-resistant linkage
- » Main bearings: 2 sealed grooved ball bearings, grooved ball bearing set: FSP 4-link, dual linkage at seat stay, single linkage shaft quadruple - improved stability
- » CNC-machined and cold forged frame components in area of bottom bracket for high rigidity and good brake heat sink
- » Fox Custom Set-Up at shock absorber - optimised to STK Kinematics
- » Drive independent of Sag-setting - comfortably adjustable without negative forces
- » FSP 4-link: genuine 4-link frame with pivot in chain stay to decouple brake forces from suspension and kinematics optimised for intended use
- » Highly buckle-resistant 3D dropouts
- » Frame Save System - interchangeable Hanger with thread in hanger
- » Cable protected due to special position on underside of top tube
- » Seat post fully concealable
- » Water bottle bosses on seat tube (not on 16"/18") and down tube option
- » Highly scratch-resistant Eloxal finish with laser design
- » Meets new EU standards - tested to Velotech DINPlus
- » Sizes available: 16", 18", 20", 22", also available as frame set

EQUIPMENT FEATURES

- » Schwalbe Nobby Nic Kevlar folding tyres - very light with low roll resistance and optimum traction

ECR OPTION

- » Fox 32 Talas RLC FIT air fork - rebound damping, pressure adjustable, lockout, 100/120/140mm suspension travel adjustment - lowered cockpit option for improved climbing and more reserves on descents
- » Syntace Vector Lowrider carbon handlebars, oversized with Ultralight Screw-On RaceGrip, F109 stem, P6 Carbon seat post
- » Sram XO "redwin design" gearshift components
- » Truvativ Noir Carbon "redwin design" crank
- » Avid Elixir CR hydraulic disc brakes, adjustable grip width and adjustable pressure point
- » Easton EA90 system wheels, very light and rigid for optimum acceleration
- » Fox RP23 BoostValve air shock, adjustable. ProPedal platform damping

THE ONE OPTION

- » Fox 32 Talas RLC FIT air fork - rebound damping, pressure adjustable, lockout, 100/120/140mm suspension travel adjustment - lowered cockpit option for improved climbing and more reserves on descents
- » Syntace Vector Oversized Lowrider aluminium handlebars
- » Fox RP23 BoostValve air shock, adjustable. ProPedal platform damping
- » Shimano Deore XT Shadow gearshift components
- » Formula The One hydraulic disc brakes - extremely light and sharp brake
- » DT Swiss XPW1600 system wheels - very light and rigid for optimum acceleration
- » Syntace P6 aluminium seat post
- » Fi'zi:k Alianta Delta saddle

RX OPTION

- » Fox 32 Talas RL 08 air fork - rebound damping, pressure adjustable, lockout, 100/120/140mm suspension travel adjustment - lowered cockpit option for improved climbing and more reserves on descents
- » Syntace Vector Oversized Lowrider aluminium handlebars
- » Shimano Deore XT Shadow/SLX gearshift components
- » Formula RX hydraulic disc brakes
- » Sunringle Ryde XMB system wheels - light and robust wheels
- » Fox RP23 BoostValve air shock, adjustable. ProPedal platform damping
- » RFR Prolight Setback seat post for dynamic seating position

TRAIL OPTION

- » Rock Shox Revelation Race Air U-Turn air fork - rebound damping, pressure adjustable, lockout with Motion Control, PopLoc, U-Turn 120-150mm suspension travel deflection, cockpit lowered option for improved climbing and more reserves for descents
- » Fox RP23 air shock, adjustable. ProPedal platform damping
- » Syntace Vector Oversized Lowrider aluminium handlebars
- » Shimano Deore XT Shadow/SLX gearshift components
- » Stroker Trail hydraulic disc brakes for optimum braking performance, adjustable grip width
- » Sunringle Ryde XMB system wheels - light and robust wheels
- » RFR Natural Shape 0.1 M - sports comfort saddle
- » RFR Prolight Setback seat post for dynamic seating position

RECOMMENDATION

- » Shock setting approx. 20% Sag

SPARES

- » 10130 Hanger red



BLACK ANODIZED
TRAIL

MOUNTAIN
FULLSUSPENSION

size tuned KINEMATIC | all mountain SYSTEM | hps | hydroforming SYSTEM | FD ACTIVE LINK | FOX CUSTOMIZED SETUP | fsp 4LINK | FSS | Laser DESIGN SURFACE

AMS 125 ELIXIR CR

art.nr.	154400
frame	HPA 7005 Hydroform STK Triple Butted, FSP 4-Link-System
size	16", 18", 20", 22", Frameset available
color	Black Anodized
fork	Fox 32 Talas RLC FIT 100/120/140mm, Lockout
rear shock	Fox Float RP23 BV 200mm
headset	FSA Orbit Z 1.5R semi-Integrated
stem	Syntace F109 Oversized
handlebar	Syntace Vector Carbon Lowrider Oversized
grips	CUBE Ultralight Screw-On-Race-Grip
rear derailleur	Sram XO
front derailleur	Shimano Deore XT FD-M771, Down Swing, 34.9mm
shifter	Sram XO Trigger, 9-speed
brakes	Avid Elixir CR hydr. Discbrake (185/185mm)
cranks	Truvativ NOIR Carbon 44x32x22, 175mm, Integrated BB
cassette	Sram PG990 11-32, 9-speed
chain	Sram PC971 108 links
wheelset	EASTON EA90 Wheelset
front tire	Schwalbe Nobby Nic Kevlar Triple Compound 2.25
rear tire	Schwalbe Nobby Nic Kevlar Triple Compound 2.25
inner tubes	Schwalbe MTB light SV14
rim tape	Schwalbe 20-559
pedals	Shimano PD-M520
saddle	Fi'zi:k Aliante Delta
seatpost	Syntace P6 Carbon 31.6mm
seatclamp	Scape Varioclose 34.9mm
weight*	12,00 kg

AMS 125 THE ONE

art.nr.	154800
frame	HPA 7005 Hydroform STK Triple Butted, FSP 4-Link-System
size	16", 18", 20", 22", Frameset available
color	Black Anodized
fork	Fox 32 Talas RLC FIT 100/120/140mm, Lockout
rear shock	Fox Float RP23 BV 200mm
headset	FSA Orbit Z 1.5R semi-Integrated
stem	Syntace F149 Oversized
handlebar	Syntace Vector 2014 318 Lowrider Oversized
grips	CUBE Fritzz Screw-On-Grip
rear derailleur	Shimano Deore XT RD-M772 Shadow
front derailleur	Shimano Deore XT FD-M771, Down Swing, 34.9mm
shifter	Shimano Deore XT SL-M770 Rapidfire-Plus, 9-speed
brakes	Formula THE ONE hydr. Discbrake (180/180mm)
cranks	Shimano Deore XT FC-M770 Hollowtech II 44x32x22, 175mm, Press-Fit BB
cassette	Shimano Deore XT CS-M770 11-32, 9-speed
chain	Shimano CN-HG53 108 links
wheelset	DT Swiss XPW1600 Wheelset
front tire	Schwalbe Nobby Nic Kevlar Triple Compound 2.25
rear tire	Schwalbe Nobby Nic Kevlar Triple Compound 2.25
inner tubes	Schwalbe MTB light SV14
rim tape	Schwalbe 20-559
pedals	Shimano PD-M520
saddle	Fi'zi:k Aliante Delta
seatpost	Syntace P6 Aluminium 31.6mm
seatclamp	Scape Varioclose 34.9mm
weight*	12,50 kg

AMS 125 RX

art.nr.	154200
frame	HPA 7005 Hydroform STK Triple Butted, FSP 4-Link-System
size	16", 18", 20", 22", Frameset available
color	Black Anodized
fork	Fox 32 Talas RL O/B 100/120/140mm, Lockout
rear shock	Fox Float RP23 BV 200mm
headset	FSA Orbit Z 1.5R semi-Integrated
stem	Syntace F149 Oversized
handlebar	Syntace Vector 2014 318 Lowrider Oversized
grips	CUBE Fritzz Screw-On-Grip
rear derailleur	Shimano Deore XT RD-M772 Shadow
front derailleur	Shimano Deore XT FD-M771, Down Swing, 34.9mm
shifter	Shimano SLX SL-M660 Rapidfire-Plus, 9-speed
brakes	Formula RX hydr. Discbrake (180/180mm)
cranks	Shimano Deore XT FC-M770 Hollowtech II 44x32x22, 175mm, Press-Fit BB
cassette	Shimano CS-HG50 11-32, 9-speed
chain	Shimano CN-HG53 108 links
wheelset	Sunringlé Ryde XMB Wheelset
front tire	Schwalbe Nobby Nic Kevlar Triple Compound 2.25
rear tire	Schwalbe Nobby Nic Kevlar Triple Compound 2.25
inner tubes	Schwalbe MTB light SV14
rim tape	Schwalbe 20-559
pedals	Fasten Alu
saddle	RFR Natural Shape 0.1 M
seatpost	RFR Prolight 31.6mm Setback
seatclamp	Scape Varioclose 34.9mm
weight*	12,75 kg

AMS 125 TRAIL

art.nr.	154700
frame	HPA 7005 Hydroform STK Triple Butted, FSP 4-Link-System
size	16", 18", 20", 22", Frameset available
color	Black Anodized
fork	Rock Shox Revelation Race Air U-Turn 120-150mm, Motion Control, PopLoc
rear shock	Fox Float RP23 200mm
headset	FSA Orbit Z 1.5R semi-Integrated
stem	Syntace F149 Oversized
handlebar	Syntace Vector 2014 318 Lowrider Oversized
grips	CUBE Fritzz Screw-On-Grip
rear derailleur	Shimano Deore XT RD-M772 Shadow
front derailleur	Shimano SLX FD-M660, Down Swing, 34.9mm
shifter	Shimano SLX SL-M660 Rapidfire-Plus, 9-speed
brakes	Hayes Stroker Trail hydr. Discbrake (180/180mm)
cranks	Shimano SLX FC-M660 Hollowtech II 44x32x22, 175mm, Integrated BB
cassette	Shimano CS-HG50 11-32, 9-speed
chain	Shimano CN-HG53 108 links
wheelset	Sunringlé Ryde XMB Wheelset
front tire	Schwalbe Nobby Nic Kevlar Triple Compound 2.25
rear tire	Schwalbe Nobby Nic Kevlar Triple Compound 2.25
inner tubes	Schwalbe MTB light SV14
rim tape	Schwalbe 20-559
pedals	Fasten Alu
saddle	RFR Natural Shape 0.1 M
seatpost	RFR Prolight 31.6mm Setback
seatclamp	Scape Varioclose 34.9mm
weight*	12,90 kg





BLACK 'N' WHITE

4-link frame with balanced sports geometry and classic appearance for ambitious riders in marathons on long trips and touring. With Size Tuned Kinematics 100m of fully active suspension travel available.

FRAME FEATURES

- » High Performance Aluminium 7005, triple butted
- » Top/down tubes produced by Advanced Hydroforming - stability for less material use
- » Size Tuned Kinematics 4-link suspension technology
- » More freedom of movement due to lowered top tube and low top tube height
- » 3D Active Link - especially buckle-resistant linkage
- » Main bearings: 2 sealed grooved ball bearings, grooved ball bearing set: FSP 4-link, dual linkage at seat stay, single linkage shaft quadruple - improved stability
- » CNC-machined and cold forged frame components in area of bottom bracket for high rigidity and good brake heat sink
- » FSP 4-link: genuine 4-link frame with pivot in chain stay to decouple brake forces from suspension and Kinematics optimised for intended use
- » Highly buckle-resistant 3D dropouts
- » Frame Save System - interchangeable Hanger with thread in hanger
- » Cable protected due to special position on underside of top tube
- » Seat post fully concealable
- » Water bottle bosses on seat tube (not on 16") and down tube option
- » Top finish multilayer wet lacquer sealed
- » Meets new EU standards - tested to Velotech DINPlus

- » Sizes available: 16", 18", 20", 22", also available as frame set

EQUIPMENT FEATURES

- » Rock Shox Reba SL air fork - rebound damping, pressure adjustable, Lockout with Motion Control, PopLoc, 100 mm suspension travel
- » Manitou Radium RL oil/air shock with cable adjustment and lockout function
- » Shimano Deore XT/SLX/Deore equipment components
- » Stroker Trail hydraulic disc brakes for optimum braking performance
- » Schwalbe Nobby Nic/Racing Ralph tyres - with low roll resistance and optimum traction
- » RFR Natural Shape 0.1 M - comfort saddle

RECOMMENDATION

- » Shock setting approx. 15% Sag

SPARES

- » 10130 Hanger red/ 10123 black



BLACK 'N' GREEN

MOUNTAIN
FULLSUSPENSION

size tuned KINEMATIC
 pro SERIES
 hpa
 hydroforming SYSTEM
 ACTIVE LINK
 fsp 4 LINK
 FSS FRAME SAVE SYSTEM
 wet paint SURFACE

AMS COMP

art.nr.	Black'n'White 152000/Black'n'Green 152001
frame	HPA 7005 Hydroform STK Triple Butted, FSP 4-Link-System
size	16", 18", 20", 22", Frameset available
color	Black'n'White or Black'n'Green
fork	Rock Shox Reba SL 100mm, Motion Control, PopLoc
rear shock	Manitou Radium RL 165mm, Lockout
headset	FSA No.10 semi-integrated
stem	Easton EA30 Oversized
handlebar	Easton EA30 Lowrider Oversized
grips	CUBE Double Duometer
rear derailleur	Shimano Deore XT RD-M772 Shadow
front derailleur	Shimano Deore FD-M591, Down Swing 34,9mm
shifter	Shimano Deore SL-M590 Rapidfire-Plus, 9-speed
brakes	Hayes Stroker Trail hydr. Discbrake (180/160mm)
cranks	Shimano Deore FC-M532 2-Piece 44x32x22, 175mm, Integrated BB
cassette	Shimano CS-HG50 11-32, 9-speed
chain	Shimano CN-HG53 108 links
wheelset	Sunringlé Ryde XMB Wheelset
front tire	Schwalbe Nobby Nic Kevlar Performance 2.25
rear tire	Schwalbe Racing Ralph Performance 2.25
inner tubes	Impac AV14
rim tape	Schwalbe 20-559
pedals	Fasten Alu
saddle	RFR Natural Shape 0.1 M
seatpost	Easton EA30 31,6mm
seatclamp	Scape Varioclose 34.9mm
weight*	12,70 kg





4-link frame with balanced geometry and classic appearance for sports enthusiast touring riders. With Size Tuned Kinematics 100m of fully active suspension travel available.

FRAME FEATURES

- » Aluminium 7005 Superlite, dual butted
- » Welded-on gussets in particularly stressed areas
- » Size Tuned Kinematics 4-link suspension technology
- » More freedom of movement due to lowered top tube and low top tube height
- » 3D Active Link - especially buckle-resistant linkage
- » Main bearings: 2 sealed grooved ball bearings, grooved ball bearing set: FSP 4-link, dual linkage at seat stay, single linkage shaft quadruple - improved stability
- » CNC-machined frame components for high rigidity
- » FSP 4-link: genuine 4-link frame with pivot in chain stay to decouple brake forces from suspension and kinematics optimised for intended use
- » Highly buckle-resistant 3D dropouts
- » Frame Save System - interchangeable Hanger with thread in hanger
- » Tidy cable routing
- » Seat post fully concealable
- » Water bottle bosses on seat tube (not on 16") and down tube option
- » Top finish multilayer wet lacquer sealed
- » Meets new EU standards - tested to Velotech DINPlus
- » Sizes available: 16", 18", 20", 22"

EQUIPMENT FEATURES

- » Manitou Minute LTD Air Assist sprung fork, rebound damping, pressure adjustable, remote lockout, 100mm suspension travel
- » Suntour Epicon air shock with cable adjustment and lockout function
- » Shimano Deore XT/SLX/Deore equipment components

- » Stroker Ryde hydraulic disc brakes for optimum braking performance
- » Schwalbe Nobby Nic/Racing Ralph tyres - with low roll resistance and optimum traction
- » RFR Natural Shape 0.1 M - comfort saddle

RECOMMENDATION

- » Shock setting approx. 15% Sag

SPARES

- » 10130 Hanger red



BLACK 'N' GREY

MOUNTAIN
FULLSUSPENSION

| | | | |

XMS

art.nr.	151000
frame	Alu Superlite 7005 STK Double Butted, FSP 4-Link-System
size	16", 18", 20", 22"
color	Black 'n' Grey
fork	Manitou Minute LTD 100mm, Air Assist, Remote-Lockout
rear shock	Suntour Epicon 165mm, Lockout
headset	FSA No.10 semi-integrated
stem	FSA OS190 Oversized
handlebar	FSA XC300 Lowriser Oversized
grips	CUBE Double Duometer
rear derailleur	Shimano Deore XT RD-M772 Shadow
front derailleur	Shimano Deore FD-M591, Down Swing 34,9mm
shifter	Shimano Deore SL-M590 Rapidfire-Plus, 9-speed
brakes	Hayes Stroker Ryde hydr. Discbrake(180/160mm)
cranks	Shimano Deore FC-M532 2-Piece 44x32x22, 175mm, Integrated BB
cassette	Shimano CS-HG50 11-32, 9-speed
chain	Shimano CN-HG53 108 links
rims	RFR ZX24
front hub	Shimano Disc HB-M525
rear hub	Shimano Disc FH-M525
spokes	Mach1 18/0 Stainless 2.0
front tire	Schwalbe Nobby Nic Kevlar Performance 2.25
rear tire	Schwalbe Racing Ralph Performance 2.25
inner tubes	Impac AV14
rim tape	Schwalbe 20-559
pedals	Fasten Alu
saddle	Scape Active6
seatpost	Scape Light 31,4mm
seatclamp	Scape Varioclose 34,9mm
weight*	13,45 kg





Zillertal.at

**MIT 9 BERGBAHNEN AUF DEN GIPFEL.
AUF 824 KM BIKE-TRAILS INS TAL.
DAZWISCHEN UNZÄHLIGE MOMENTE PURER**

ERKSTASSE





BLACK GREY PRINT

MOUNTAIN
FULLSUSPENSION

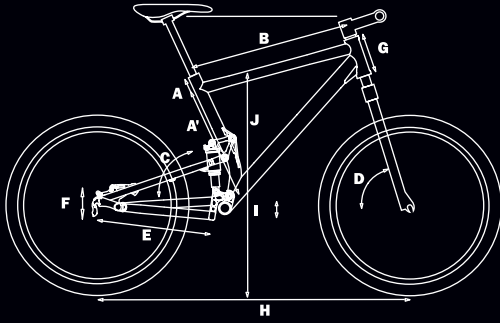
size tuned KINEMATIC
 all mountain SYSTEM
 hpa
 hydroforming SYSTEM
 ACTIVE LINK
 fsp 4LINK
 FSS FRAME SAVE SYSTEM

LTD AMS

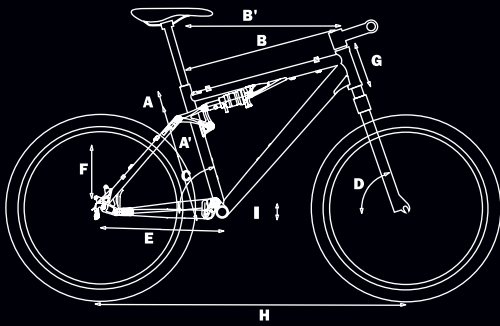
art.nr.	107000
frame	HPA 7005 Hydroform STK Triple Butted, FSP 4-Link-System
size	16", 18", 20", 22"
color	Black Grey Print
fork	Rock Shox Reba SL 100mm, Motion Control, PopLoc
rear shock	Manitou Radium RL 165mm length, Lockout
headset	FSA No.10 semi-integrated
stem	Easton EA30 Oversized
handlebar	Easton EA30 Lowrider Oversized
grips	CUBE Double Duometer
rear derailleur	Shimano Deore XT RD-M772 Shadow
front derailleur	Shimano Deore XT FD-M771, Down Swing, 34.9mm
shifter	Shimano Deore XT SL-M770 Rapidfire-Plus, 9-speed
brakes	Hayes Strovker Trail hydr. Discbrake (180/160mm)
cranks	Shimano Deore XT FC-M770 Hollowtech II 44x32x22, 175mm, Integrated BB
cassette	Shimano Deore XT CS-M770 11-32, 9-speed
chain	Shimano CN-HG53 108 links
rims	RFR ZX24
front hub	Shimano Disc XT HB-M756
rear hub	Shimano Disc XT FH-M756
spokes	Mach1 18/0 Stainless 2.0
front tire	Schwalbe Nobby Nic Kevlar Performance 2.25
rear tire	Schwalbe Racing Ralph Performance 2.25
inner tubes	Impac AV14
rim tape	Schwalbe 22-559
pedals	Fasten Alu
saddle	Scape Active6
seatpost	Easton EA30 31.6mm
seatclamp	Scape Varioclose 34.9mm



MOUNTAIN FULLSUSPENSION GEOMETRY



Model	STING HPC				STEREO				FRITZZ			HANZZ		
Framesize	16"	18"	20"	22"	16"	18"	20"	22"	16"	18"	20"	S	M	L
Seat tube [mm] A	410	460	500	535	400	450	490	535	410	460	500	403	415	430
Seat tube center-center [mm] A'	320	370	420	470	305	355	405	455	310	365	415	310	310	310
Top tube [mm] B	529	540	551	562	514	533	544	558	517	538	557	525	544	562
Top tube horizontal [mm] B'	570	590	605	615	560	585	598	610	564	590	610	560	580	600
Seat tube angle [Degrees] C	74	74	74	74	74	74	74	74	74	74	74	74	74	74
Head tube angle [Degrees] D	69,5	69,5	69,5	69,5	68	68	68	68	67	67	67	65,5	65,5	65,5
Chainstays [mm] E	428	428	428	428	430	430	430	430	430	430	430	430	430	430
Rear travel [mm] F	120	120	120	120	140	140	140	140	160	160	160	190	190	190
Head tube [mm] G	120	130	140	150	120	130	140	150	120	130	140	120	125	130
Wheelbase [mm] H	1104	1117	1130	1143	1110	1134	1147	1159	1131	1156	1176	1138	1159	1179
BB-Height to hub [mm] I	-20	-20	-20	-20	-7	-7	-7	-7	5	5	5	20	20	20
Standover height [mm] J	729	775	825	560	729	775	825	860	750	800	850	745	745	755
Frameset **	X	X	X	X	X	X	X	X	X	X	X	X	X	X



Model	AMS HPC				AMS PRO				AMS 125			
Framesize	16"	18"	20"	22"	16"	18"	20"	22"	16"	18"	20"	22"
Seat tube [mm] A	406	457	508	559	406	457	508	559	426	457	508	559
Seat tube center-center [mm] A'	346	392	438	438	346	392	438	438	348	394	439	439
Top tube [mm] B	541	565	584	591	541	565	584	591	541	558	580	587
Top tube horizontal [mm] B'	561	588	605	613	561	588	605	613	561	583	605	613
Seat tube angle [Degrees] C	73,5	73,5	73,5	73,5	73,5	73,5	73,5	73,5	72,5	72,5	72,5	72,5
Head tube angle [Degrees] D	70,5	70,5	70,5	70,5	70,5	70,5	70,5	70,5	69	69	69	69
Chainstays [mm] E	425	425	425	425	425	425	425	425	430	430	430	430
Rear travel [mm] F	100	100	100	100	100	100	100	100	130	130	130	130
Head tube [mm] G	130	140	150	160	130	140	150	160	130	140	150	160
Wheelbase [mm] H	1054	1082	1099	1108	1054	1082	1099	1108	1073	1096	1119	1127
BB-Height to hub [mm] I	-12	-12	-12	-12	-12	-12	-12	-12	0	0	0	0
Frameset **	X	X	X	X	X	X	X	X	X	X	X	X

Model	AMS COMP				XMS			
Framesize	16"	18"	20"	22"	16"	18"	20"	22"
Seat tube [mm] A	406	457	508	559	406	457	508	559
Seat tube center-center [mm] A'	346	392	438	438	356	407	458	509
Top tube [mm] B	541	565	584	591	540	560	580	600
Top tube horizontal [mm] B'	561	588	605	613	561	583	600	614
Seat tube angle [Degrees] C	73,5	73,5	73,5	73,5	73,5	73,5	73,5	73,5
Head tube angle [Degrees] D	70,5	70,5	70,5	70,5	70,5	70,5	70,5	70,5
Chainstays [mm] E	425	425	425	425	425	425	425	425
Rear travel [mm] F	100	100	100	100	100	100	100	100
Head tube [mm] G	130	140	150	160	130	140	150	160
Wheelbase [mm] H	1054	1082	1099	1108	1054	1077	1095	1109
BB-Height to hub [mm] I	-12	-12	-12	-12	-12	-12	-12	-12
Frameset **	X	X	X	X				

* Weight equals to smallest frame size without pedals - errors and omissions excepted
 ** Frameset includes frame, headset, seat clamp, shock and seatpost

MOUNTAIN FULLSUSPENSION



Hardtails are mountain bikes for purists.

Stripped of superfluous dead weight and concentrated on the essential - being quick in order to win or only to have fun

Hardtails should be light and at the same time rigid, impress by immense drive, move agilely and stress-free uphill and downhill and at the same time be reliable.

Our CUBE Hardtails are precisely what you expect of them: Perfectly functioning high performance running gear from uncompromisingly

high quality material and particularly meticulous processing. Whether in carbon fibre, precious titanium or high-quality aluminium - the material in our hardtails are particularly light and yet guarantee the highest level of stability.

Intelligent solutions for ergonomics and comfort are no mere secondary matter on our CUBE hardtails but are a permanent component of the overall design.

Our demands regarding functionality and aesthetics extends to the finest detail.

The CUBE Hardtail product range is as multi-faceted as are the riders of our hardtails: Whether it be a professional, ambitious hobby racer or enthusiastic leisure sports rider, whether in use in the World Cup, marathons or long tours - we provide only powerful hardtails of absolute quality and high grade for every individual intended use and category of rider.

So attention is concentrated on the essential - experiencing the pure originality of the mountain bike.





MOUNTAIN
HARDTAIL / DIKT

No other material has revolutionised the sporting world in recent years as has carbon fibre reinforced plastic, commonly referred to as carbon.

The reason for this lies in the physical properties of the material and the high degree of strength and rigidity plus simultaneous low specific weight and formability and freedom of expression from technical design aspects.

Carbon is twice as hard as steel, but around five times lighter and relative to its weight can absorb up to five times more energy than conventional materials used in bike construction.

In all situations where vehicles must deliver optimum performance in the threshold range and where every gram of weight plays a decisive role carbon is used as the material of preference – just as it is in bike sport.

The deep black colour characteristic of carbon is due to the heating of pitch or a polymer called polyacrylnitrile.

The fine filaments thus formed (fibres) are bundled parallel (unidirectional) and in this fibre composite – albeit only in the longitudinal direction – are extremely stiff and resilient. By dipping in synthetic resin, mostly epoxy resin, the carbon fibres are mutually supported and fixed. In addition, after curing they receive so-called matrix protection from chemical or mechanical influences and from UV radiation.

Due to the combination with synthetic resin various properties in respect of flexibility and formability are determined by the woven fabric formed from the fibre composite.

These cured and reinforced woven fabrics are laid one over the other in a layer system in accordance with an overlay plan. These are then shaped accordingly depending on the


anticipated stress pattern and finally cured and stabilised in the baking process.

The real technological advantage of carbon – strength and sufficient flexibility is achieved however due to the directional dependency of the fibres only by the selection of the correct proportion of fibre, the appropriate fibre density and optimum fibre alignment in the layering sequence of the woven fabric.

Stiff and light is not the same as stable and safe.

The basic raw material of our carbon frame is High Performance Composite, a combination of the various high performance fibres. Here the spectrum ranges from highly tensile (HT) or highly rigid (HM) fibres to fibres with a high breaking strain (HS).

The proportion of each fibre type is assessed depending on the anticipated



purpose of use or anticipated target group. The main role in frame design here is primarily weight and rigidity, stability and hence safety plus – of steadily increasing significance – the degree of comfort.

In developing our frames computer simulation makes possible comprehensive structural analysis at different loadings and observation of changing rigidity properties by using different fibres plus systematic comparison with the properties required of our carbon frame (Finite Element Method – FEM).

All our carbon frames must be subjected to various series of test and practical trials also including – like the automotive industry's crash tests – the so-called frontal impact test.

Only with this test can we ensure that the fibre structures chosen not only achieve the optimum values in relation to rigidity and weight, but also optimum safety for the rider.

Implementation of our know-how is reflected in the perfect synthesis of lightness of construction and rigidity with sufficient flexibility: Our ELITE HPC.

Use of high performance carbon fibres and Tube2Tube construction makes possible a fibre alignment which matches the stresses and necessitates use of less material overall. In that way we attain our processed high-quality, extremely resilient and ultra-light frames with impressive rigidity values.

Geometry is therefore totally attuned to the needs of the cross-country racer.

By using so-called E-type derailleurs collapse of the seat post in the region of the derailleur clamp due to excessively high tightening torque is reliably prevented and simultaneously the optimum mechanical loading stress properties of the seat post are retained.

Both down tube and steering tube possess the same oversized diameter and guarantee the optimum force flow and stability.

Light, rigid and safe. These are indispensable properties which stand for maximum forward drive and precision control manoeuvres with no energy loss.

Properties which are found in particularly distinct form in our ELITE HPC.





MOUNTAIN
HARDTAIL / DIRT

Carbon hardtail for professional racers and lightweight design enthusiasts for use in World Cup, cross-country races or marathons.

FRAME FEATURES

- » High Performance Composite Tube2Tube Technology carbon frame
- » Oversized carbon tubes on main frame and chain stays - for maximum stability and optimum STW values
- » Oversized Ø57mm cross-section steering and down tubes - for optimum applied force efficiency and steering head rigidity
- » RFR geometry with sportingly raked seating position - for maximum forward drive and agile riding manoeuvres
- » Frame Save System - interchangeable Hanger with thread in hanger
- » CNC-machined brake mounting point and connection bridge for high rigidity and good brake heat sink
- » Bottle holder fitment to seat and down tube option
- » Impact Protection Foil on down tube to protect from stone strikes
- » Anti chain-suck plate on right chain stay
- » Tidy cable routing
- » Top finish multilayer wet lacquer sealed
- » Meets new EU standards - tested to Velotech DINPlus
- » Sizes available: 16", 18", 20", 22", also available as frame set

EQUIPMENT FEATURES

- » Syntace front extension, Duraflite carbon bars and seat post in CUBE CUSTOM-Design
- » CUBE Ultralight Screw-On Race Grip
- » Schwalbe Rocket Ron/Racing Ralph Kevlar folding tyres - very light with low roll resistance and optimum traction
- » Syntace P6 Carbon seat post
- » R1 Carbon Option

- » Magura Durin - air fork, rebound damping dynamic lockout 1 1/2" - 1 1/8" integrated steering tube, 100mm suspension travel
- » Syntace Duraflite oversized carbon handlebars incl. RFR bar ends
- » Shimano XTR gear components
- » Formula R1 carbon hydraulic disc brakes with carbon levers - lightweight 2-component disc brakes and aluminium spider
- » Easton EA90 system wheels, very light and rigid for optimum acceleration
- » Fi'zi:k Tundra Carbon - light yet comfortable saddle with even pressure distribution
- » R1 Mag Option
- » Rock Shox F100 RL FIT Remote - air fork, pressure adjustable, rebound damping, Remote Lockout, suspension travel 100mm
- » Syntace Duraflite oversized carbon handlebars incl. RFR bar ends
- » Sram XO "redwin design" gear components
- » Truvativ Noir Carbon "redwin design" crank
- » Formula R1 magnesium hydraulic disc brakes
- » DT Swiss XPW1600 system wheels - very light and rigid for optimum acceleration
- » Fi'zi:k Tundra MG - light yet comfortable saddle with even pressure distribution

RECOMMENDATION

- » Crash Replacement Warranty on frame (see Service Section)
- » Never ride without a chain suck plate or neoprene chain stay protection!!!

SPARES

- » 60084 Chainsuck Protector-Shield
- » 10130 Hanger red
- » 60087 Neoprene chain stay protector
- » 60204 Top tube protector



TEAM LINE
R1 CARBON

MOUNTAIN
HARDTAIL / DIAT

super competition RACING | hpc | tzt TUBE 2 TUBE | ready for race GEOMETRY | FSS FORME SAVE | wet paint SURFACE

ELITE HPC R1 Carbon

art.nr.	117601
frame	HPC Tube2Tube Technology
size	16", 18", 20", 22", Frameset available
color	Team Line
fork	Magura Durin 100mm, Dynamic Lockout, Remote-Control, 1.5 Integrated Crown
headset	Acros AX-57C semi-Integrated
stem	Syntace F109 Oversized
handlebar	Syntace Duraflite Carbon Oversized incl. RFR-Barends
grips	CUBE Ultralight Screw-On-Race-Grip
rear derailleur	Shimano XTR RD-M972 Shadow
front derailleur	Shimano XTR FD-M970 E-Type
shifter	
brakes	Formula R1 Carbon hydr. Discbrake (180/160mm)
cranks	Shimano XTR FC-M970 Hollowtech II 44x32x22, 175mm, Integrated BB
cassette	Shimano XTR CS-M970 11-32, 9-speed
chain	Shimano CN-HG93 108 links
wheelset	EASTON EA90 Wheelset
front tire	Schwalbe Rocket Ron Kevlar Triple Compound 2.25
rear tire	Schwalbe Racing Ralph Kevlar Triple Compound 2.25
inner tubes	Schwalbe MTB light SV14
rim tape	Schwalbe 25-559
pedals	Shimano PD-M520
saddle	Fi'zi:k Tundra Carbon
seatpost	Syntace P6 Carbon 34.9mm
seatclamp	Syntace Superlock 38.0mm
extras	Chainstay Protection, Neopren
weight*	9,60 kg

ELITE HPC R1 Mag

117501
HPC Tube2Tube Technology
16", 18", 20", 22", Frameset available
Team Line
Fox 32 F100 Remote FIT 100mm, Lockout
Syntace Superspin semi-Integrated
Syntace F109 Oversized
Syntace Duraflite Carbon Oversized incl. RFR-Barends
CUBE Ultralight Screw-On-Race-Grip
Sram XO
Shimano Deore XT FD-M770 Top Swing
Sram XO Trigger, 9-speed
Formula R1 Magnesium hydr. Discbrake (180/160mm)
Truvativ NOIR Carbon 44x32x22, 175mm, Integrated BB
Sram PG990 11-32, 9-speed
Sram PC971 108 links
DT Swiss XPW1600 Wheelset
Schwalbe Rocket Ron Kevlar Triple Compound 2.25
Schwalbe Racing Ralph Kevlar Triple Compound 2.25
Schwalbe MTB light SV14
Schwalbe 25-559
Shimano PD-M520
Fi'zi:k Tundra MG
Syntace P6 Carbon 34.9mm
Syntace Superlock 38.0mm
Chainstay Protection, Neopren
10,00 kg





Carbon hardtail for professional racers and lightweight design enthusiasts for use in World Cup, cross-country races or marathons.

FRAME FEATURES

- » High Performance Composite Tube2Tube Technology carbon frame
- » Oversized carbon tubes on main frame and chain stays - for maximum stability and optimum STW values
- » Oversized Ø57mm cross-section steering and down tubes - for optimum force flow and great steering head rigidity
- » RFR geometry with sportingly raked seating position - for maximum forward drive and agile riding manoeuvres
- » Frame Save System - interchangeable Hanger with thread in hanger
- » CNC-machined brake mounting point and connection bridge for high rigidity and good brake heat sink
- » Bottle holder fitment to seat and down tube option
- » Impact Protection Foil on down tube to protect from stone strikes
- » Anti chain-suck plate on right chain stay
- » Tidy cable routing
- » Top finish multilayer wet lacquer sealed
- » Meets new EU standards - tested to Velotech DINplus
- » Sizes available: 16", 18", 20", 22", also available as frame set

EQUIPMENT FEATURES

- » Syntace F109 front extension, Duraflite carbon bars and seat post
- » CUBE Ultralight Screw-On Race Grip
- » Schwalbe Rocket Ron/Racing Ralph Kevlar folding tyres - very light with low roll resistance and optimum traction

- » Syntace P6 Carbon seat post
- » R1 Mag Option
- » Rock Shox F100 RL FIT Remote - air fork, pressure adjustable, rebound damping, Remote Lockout, suspension travel 100mm
- » Syntace Duraflite oversized carbon handlebars incl. RFR bar ends
- » Sram XD "redwin design" gear components
- » Truvativ Noir Carbon "redwin design" crank
- » Formula R1 magnesium hydraulic disc brakes
- » DT Swiss XPW1600 system wheels - very light and rigid for optimum acceleration
- » Fi'zi:k Tundra MG - light yet comfortable saddle with even pressure distribution
- » Elixir R Option
- » Rock Shox Sid Race air fork - rebound damping, pressure adjustable, Lockout with Motion Control, PopLoc, 100 mm suspension travel
- » Shimano Deore XT Shadow/SLX gear components
- » Avid Elixir R hydraulic disc brakes
- » DT Swiss XPW1800 system wheels - very light and rigid for optimum acceleration
- » Fi'zi:k Tundra MG - light yet comfortable saddle with even pressure distribution

RECOMMENDATION

- » Crash Replacement Warranty on frame (see Service Section)

- » Never ride without a chain suck plate or neoprene chain stay protection!!!

SPARES

- » 60084 Chainsuck Protector-Shield
- » 10130 Hanger red
- » 60087 Neoprene chain stay protector
- » 60204 Top tube protector



MOUNTAIN
HARDTAIL / DIAT

BLACK LINE
R1 MAG

super competition RACING | hpc | tzt TUBE 2 TUBE | ready for race GEOMETRY | FSS FRAME SAVE SYSTEM | wet paint SURFACE

ELITE HPC R1 Mag

- art.nr. 117500
- frame HPC Tube2Tube Technology
- size 16", 18", 20", 22", Frameset available
- color Black Line
- fork Fox 32 F100 Remote FIT 100mm, Lockout
- headset Syntace Superspin semi-Integrated
- stem Syntace F109 Oversized
- handlebar Syntace Duraflite Carbon Oversized incl. RFR-Barends
- grips CUBE Ultralight Screw-On-Race-Grip
- rear derailleur Sram XO
- front derailleur Shimano Deore XT FD-M770 Top Swing
- shifter Sram XO Trigger, 9-speed
- brakes Formula R1 Magnesium hydr. Discbrake (180/160mm)
- cranks Truvativ NOIR Carbon 44x32x22, 175mm, Integrated BB
- cassette Sram PG990 11-32, 9-speed
- chain Sram PC971 108 links
- wheelset DT Swiss XPW1600 Wheelset
- front tire Schwalbe Rocket Ron Kevlar Triple Compound 2.25
- rear tire Schwalbe Racing Ralph Kevlar Triple Compound 2.25
- inner tubes Schwalbe MTB light SV14
- rim tape Schwalbe 25-559
- pedals Shimano PD-M520
- saddle Fi'zi:k Tundra MG
- seatpost Syntace P6 Carbon 34.9mm
- seatclamp Syntace Superlock 38.0mm
- extras Chainstay Protection, Neopren
- weight* 10,00 kg

ELITE HPC Elixir R

- 117300
- HPC Tube2Tube Technology
- 16", 18", 20", 22", Frameset available
- Black Line
- Rock Shox Sid Race 100mm, Motion Control, PopLoc
- Syntace Superspin semi-Integrated
- Syntace F109 Oversized
- Syntace Duraflite Carbon Oversized incl. RFR-Barends
- CUBE Ultralight Screw-On-Race-Grip
- Shimano Deore XT RD-M772 Shadow
- Shimano Deore XT FD-M760 E-Type
- Shimano SLX SL-M660 Rapidfire-Plus, 9-speed
- Avid Elixir R hydr. Discbrake (185/160mm)
- Shimano Deore XT FC-M770 Hollowtech II 44x32x22, 175mm, Integrated BB
- Shimano Deore XT CS-M770 11-32, 9-speed
- Shimano CN-HG93 108 links
- DT Swiss XPW1800 Wheelset
- Schwalbe Rocket Ron Kevlar Triple Compound 2.25
- Schwalbe Racing Ralph Kevlar Triple Compound 2.25
- Schwalbe MTB light SV14
- Schwalbe 25-559
- Shimano PD-M520
- Fi'zi:k Tundra MG
- Syntace P6 Carbon 34.9mm
- Syntace Superlock 38.0mm
- Chainstay Protection, Neopren
- 10,60 kg





MOUNTAIN
HARDTAIL / DIRT

Titanium is a very recent metal only used in commercial quantities since the 50s. This is due primarily to the difficulty in machining titanium, the resultant heavy wear and tear on machinery and the high level of energy expended during industrial production.

But titanium is used in all applications where components are subject to high levels of stress and therefore high performance material with great strength and simultaneously low weight are needed.

As pure titanium in metallic form cannot be produced economically various titanium alloys are used in industrial manufacture.

Titanium or - more correctly - titanium alloys have particular properties, which make this metal of special interest for frame manufacture.

Titanium is a very strong metal with a low density, unique tensile strength and possesses excellent material hardness. In addition titanium is very corrosion-resistant and absolutely impervious to environmental influences.

In addition to durability the molecular structure of the metal is of quite special significance for frame manufacture: Titanium has a low elasticity modulus, i.e. it possesses the property of self-damping. The effect of this property is that shocks arising when riding are taken up from the substrate and are attenuated by the frame before reaching the rider.

In addition to this riding comfort plus factor there is a further positive property of titanium as a manufacturing material: Minor accidents or crashes do not cause either cracks or dents, as titanium amortises these due its structurally conditioned resilience.

Titanium combines comfort due to the inherent elasticity of the material,

rigidity and durability for low weight and therefore is particularly suited for the design of sporting and comfortable hardtails.

The ELITE HPT is manufactured in the USA by the doyen of titanium manufacturing - the Lynskey Company.

Due to its many years of treasured experience in the complex machining of titanium Lynskey are masters of their trade to the point of unmatched perfection.

Titanium machining manufacturing processes such as conification and cutting of tube sets and the art of welding under exclusion of oxygen is of the highest level using modern machine tools and techniques.

Titanium in 3/2.5 aerospace quality alloy with the mechanical advantages already mentioned is the base material for the ELITE HPT.

Depending on the load occurring the individual titanium tubes are butted up



HIGH PERFORMANCE
TITANIUM

to threefold. For a high level of rigidity in the areas of the steering head and bottom bracket the cross-ovalised forms of upper and lower tubes add their additional contribution.

The steering tube of both titanium models show an outer form turned on a lathe. This reduces the steering tube by unnecessary material without destabilising the steering tube in the process.

Using the water jet cutting technique the brake disc bracket and connection bridge between the seat struts are cut precisely from titanium sheet. In order to be able to optimally apply the enormous braking forces occurring the disc brake bracket thus produced is welded to the frame with a strut. The connection bridge on the other hand possesses the required stability between the seat struts.

Milling is one of the most difficult titanium machining techniques due to

the poor cutting property of titanium. Our extremely warp-resistant dropouts acquire their special three-dimensional design in an intricate CNC milling process.

The ELITE HPT has a sports geometry with a slightly extended seat position.

Characteristics such as controllability, directional stability and steering precision are just as significant factors as the high degree of ride comfort and extremely sporting performance values.

On our titanium racers premium quality and exclusivity go to the smallest detail.

Beautiful, flat even welds are evidence of a high degree of artistic craft.

White is the colour of purity. And because in the titanium material technology and aesthetics of the pure and spotless are combined we have used white tones in the design of our titans.





MOUNTAIN
HARDTAIL / DIRT

Exclusive hardtail for sports touring or cross-country races and marathons.

FRAME FEATURES

- » HPT Titan 3Al/2.5V USA Aerospace, triple butted
- » Cross-ovalised tube profiles for high stability
- » Oversized cross-section steering/down tubes - for optimum force flow and high steering head rigidity
- » RFR geometry with sportingly raked seating position - for maximum forward drive and agile riding manoeuvres
- » Turned steering tube - reduced material for same stability
- » Frame Save System - interchangeable Hanger with thread in hanger
- » CNC-machined brake mounting point and connection bridge for high rigidity and good brake heat sink
- » Highly buckle-resistant 3D titanium dropouts
- » Bottle holder fitment to seat and down tube option
- » CUBE badge on connection bridge between seat stays
- » Tidy cable routing
- » Titanium finish, partly multilayer impact-resistant powder-coated
- » Meets new EU standards - tested to Velotech DINPlus
- » Sizes available: 16", 18", 20", 22", also available as frame set

EQUIPMENT FEATURES

- » Rock Shox Sid Race air fork - rebound damping, pressure adjustable, Lockout with Motion Control, PopLoc, 100 mm suspension travel
- » CUBE Ultralight Screw-On Race Grip
- » Schwalbe Rocket Ron/Racing Ralph Kevlar folding tyres - very light with low roll resistance and optimum traction
- » Sram X9 gear components
- » Avid Elixir CR hydraulic disc brakes, adjustable grip width and adjustable pressure point

- » DT Swiss XPW1600 system wheels - very light and rigid for optimum acceleration
- » RFR Prolight Setback seat post for dynamic seating position
- » Fizik Tundra MG - light yet comfortable saddle with even pressure distribution

SPARES

- » 10130 Hanger red



TITAN 'N' WHITE

MOUNTAIN
HARDTAIL / DIKT

super competition RACING
 hpt
 ready for race GEOMETRY
 FSS
 powder COATED

ELITE HPT

art.nr.	118000
frame	HPT Titan 3AL/2.5V USA Aerospace Triple Butted
size	16", 18", 20", 22", Frameset available
color	Titan 'n' White
fork	Rock Shox Sid Race 100mm, Motion Control, PopLoc
headset	Acros AH-02
stem	Syntace F149 Oversized
handlebar	Syntace DuraLite 2014 318 Oversized incl. RFR-Barends
grips	CUBE Ultralight Screw-On-Race-Grip
rear derailleur	Sram X9
front derailleur	Shimano Deore XT FD-M770, Top Swing, 34.9mm
shifter	Sram X9 Trigger, 9-speed
brakes	Avid Elixir CR hydr. Discbrake (185/160mm)
cranks	Shimano Deore XT FC-M770 Hollowtech II 44x32x22, 175mm, Integrated BB
cassette	Sram PG990 11-32, 9-speed
chain	Sram PC971 108 links
wheelset	DT Swiss XPW1600 Wheelset
front tire	Schwalbe Rocket Ron Kevlar Triple Compound 2.25
rear tire	Schwalbe Racing Ralph Kevlar Triple Compound 2.25
inner tubes	Schwalbe MTB light SV14
rim tape	Schwalbe 25-559
pedals	Shimano PD-M520
saddle	Fi'zi:k Tundra MG
seatpost	RFR Prolight 31,6mm setback
seatclamp	Scape Varioclose 34.9mm
extras	Chainstay Protection, Neopren
weight*	10,30 kg





The PRO SERIES is aimed in equal measure at the pro racer and the high-tech enthusiast and represents the counterpart to the HPC Series within our product range, however with a somewhat more moderate geometry.

As a Pro Series representative our REACTION is a thoroughbred race bike. It is equally suited for race use in XC races or marathons and for long-distance touring applications.

For 2010 the difficult choice is between the GTC Carbon or HPA Aluminium: The frame in both the GTC carbon version and similarly in the HPA Aluminium version is distinguished by an RFR geometry designed to meet the needs of the XC racer. On twisty trails it is a very agile and strong sprinter but remains reliably on track on steep inclines and controllable at all times.

Both frames have the same successful geometry with a short wheelbase. The bike is therefore more compact and rides more agilely. In addition there is the option at all times to get the feet on the ground when stopping in demanding terrain.

High-performance sprung forks with 100 mm of suspension travel are used. These provide safety on demanding courses.

To reinforce the bottom bracket we use press-fit inner bearings on both frames. The wider housing width makes it possible to connect the bottom bracket and the chain stays more widely. As the housing width is a factor in the rigidity calculation every millimetre of additional width results in significant improvements in respect of lateral rigidity and the comfort-giving vertical flexing of the chain stays remains fully maintained as a consequence. Even greater rigidity and therefore improved acceleration values are the result.



MOUNTAIN
HARDTAIL / DIRT

*Central to the new REACTION GTC of our **PRO COMPOSITE SERIES** is the monocoque carbon frame with its dynamic design which makes it stand out from the crowd.*

This is manufactured using the twin mould process, in which at particularly stressed areas, such as for example the juncture of top and down tubes at the steering head or in the bottom bracket area, material use can be reduced to the absolute minimum necessary without weakening the frame by using special inner formers. Buckle formation inside the former is prevented and superfluous resin is withdrawn by applying a vacuum.

All the options of the carbon material have been exploited by our designers and engineers in the design of this new frame. This begins at the conical steering tube. Due to the conical design top and down tubes can be joined in the most

optically coherent manner in the various dimensions commensurate with loading and hence the forces encountered when riding optimally absorbed. To this steering tube is connected the down tube which flows aesthetically into the wide design bottom bracket area. By using press-fit technology the transition to the chain stays is consequently wide and continued in an optically coherent manner. The upper tube stretches in a light and elegant line including visually blended integral saddle clamp in the direction of the straight seat stays. These terminate at the axle dropouts with the PM direct mount – to this the weight-saving and easily adjusted disc brake can be mounted directly on the frame without any additional adapter. The tried and tested Frame Save System is also used on the Reaction GTC.

The chassis frame of the REACTION HPA is manufactured from triple-buttet high performance aluminium using the hydroforming process.

To meet technical requirements we have adapted the down tube to the wider housing width and additionally technically optimised the connection of the upper tube to the seat stem.

Welded joints are ground at this point and thus acquire their one-piece design. These tubing joints are extremely resilient and reduce the frame by losing unnecessary material.

In fitting disc brakes we have intelligent detail solutions such as cold-forged disc brake mounting or 3D dropouts, and the Frame Save System rounds off the overall concept of innovative technology and outstanding design and reduced the frame by dispensing with unnecessary brake bosses.

The claim to high quality and performance is underlined by all our REACTION models due to the high quality of the material and its finishing.





High-performance carbon hardtail for professionals and sprint riders in cross-country races, junior races or Alpine mountain biking.

FRAME FEATURES

- » 6TC Twin Mold Monocoque Technology carbon frame
- » Inner Cable Routing - gearshift cables routed inside down tube for clean look and dirt protection
- » Integral seat clamp - saddle tightener fully integrated into frame design
- » Oversized cross-section steering/down tubes - bottom bracket for optimum force flow and high steering head rigidity
- » Conically tapered steering tube (from 1 1/2" to 1 1/8") with integral headset for optimum STW values
- » PM direct mount: Brake mounted directly on frame for 160 mm brake disc without additional adapters to save weight
- » Frame Save System - interchangeable Hanger with thread in hanger
- » Press-Fit fully integral bottom bracket for optimum STW values
- » Highly buckle-resistant 3D dropouts
- » Bottle holder fitment to seat and down tube option
- » Top finish multilayer wet lacquer sealed
- » Meets new EU standards - tested to Velotech DINPlus
- » Sizes available: 16", 18", 20", 22", also available as frame set

EQUIPMENT FEATURES

- » Rock Shox F100 RL FIT Remote - air fork, pressure adjustable, rebound damping, Remote Lockout, suspension travel 100mm
- » Syntace DuraLite 2014 Oversized Aluminium handlebars incl. RFR-Bar Ends - light and robust
- » CUBE Ultralight Screw-On Race Grip

- » Shimano Deore XT Shadow gear components
- » Formula R1 Mag hydraulic disc brakes
- » DT Swiss XPW1600 system wheels - very light and rigid for optimum acceleration
- » Schwalbe Rocket Ron/Schwalbe Rocket Ron Kevlar Triple Compound 2.25 folding tyres- very light with low roll resistance and optimum traction
- » Syntace P6 aluminium seat post, 400mm long
- » Fizik Tundra MG - light yet comfortable saddle with even pressure distribution

RECOMMENDATION

- » Crash Replacement Warranty on frame (see Service Section)
- » Never ride without a chain suck plate or neoprene chain stay protection!!!

SPARES

- » 60202 Chainsuck Protector-Shield set
- » 10130 Hanger red
- » 60087 Neoprene chain stay protector
- » 60204 Top tube protector



CARBON 'N' GREY

MOUNTAIN
HARDTAIL / DIAT

gtc | FSS FRAME SAVE SYSTEM | wet paint SURFACE | twin mold TECHNOLOGY | press fit BB | integrated POST MOUNT | integrated cable ROUTING | TS TAPERED STEERER

REACTION GTC SL

art.nr.	116200
frame	GTC Twin Mold Monocoque Technology
size	16", 18", 20", 22", Frameset available
color	Carbon 'n' Grey
fork	Fox 32 F100 Remote FIT 100mm, Lockout
headset	FSA Orbit 1-T-R Integrated
stem	Syntace F149 Oversized
handlebar	Syntace DuraLite 2014 318 Oversized incl. RFR-Barends
grips	CUBE Ultralight Screw-On-Race-Grip
rear derailleur	Shimano Deore XT RD-M772 Shadow
front derailleur	Shimano Deore XT FD-M770 Top Swing
shifter	Shimano Deore XT SL-M770 Rapidfire-Plus, 9-speed
brakes	Formula R1 Magnesium hydr. Discbrake (80/160mm)
cranks	Shimano Deore XT FC-M770 Hollowtech II 44x32x22, 175mm, Press-Fit BB
cassette	Shimano Deore XT CS-M770 11-32, 9-speed
chain	Shimano CN-HG93 108 links
wheelset	DT Swiss XPW1600 Wheelset
front tire	Schwalbe Rocket Ron Kevlar Triple Compound 2.25
rear tire	Schwalbe Racing Ralph Kevlar Triple Compound 2.25
inner tubes	Schwalbe MTB light SV14
rim tape	Schwalbe 25-559
pedals	Shimano PD-M520
saddle	Fi'zi:k Tundra MG
seatpost	Syntace P6 Aluminium 31.6mm
seatclamp	GTC integrated Lock 34.9mm
extras	Chainstay Protection, Neopren
weight*	10,10 kg





**RED 'N' BLACK
RACE**

GTC | FSS | wet paint SURFACE | twin mold TECHNOLOGY | press fit BB | integrated POST MOUNT | integrated cable ROUTING | TS TAPERED STEERING

High-performance carbon hardtail for professionals and sprint riders in cross-country races, junior races or Alpine mountain biking.

FRAME FEATURES

- » GTC Twin Mold Monocoque Technology carbon frame
- » Inner Cable Routing - gearshift cables routed inside down tube for clean look and dirt protection
- » Integral seat clamp - saddle tightener fully integrated into frame design
- » Oversized cross-section steering/down tubes - bottom bracket for optimum force flow and high steering head rigidity
- » Conically tapered steering tube (from 1 1/2" to 1 1/8") with integral headset for optimum STW values
- » PM direct mount: Brake mounted directly on frame for 160 mm brake disc without additional adapters to save weight
- » Frame Save System - interchangeable Hanger with thread in hanger
- » Press-Fit fully integral bottom bracket for optimum STW values
- » Highly buckle-resistant 3D dropouts
- » Bottle holder fitment to seat and down tube option
- » Top finish multilayer wet lacquer sealed
- » Meets new EU standards - tested to Velotech DINPlus
- » Sizes available: 16", 18", 20", 22", also available as frame set

**EQUIPMENT FEATURES
GTC RACE**

- » Rock Shox Sid Race air fork - rebound damping, pressure adjustable, Lockout with Motion Control, PopLoc, 100 mm suspension travel

- » Syntace Duraflite 2014 Oversized Aluminium handlebars incl. RFR-Bar Ends - light and robust
- » CUBE Ultralight Screw-On Race Grip
- » Sram X9 gear components
- » Avid Elixir CR hydraulic disc brakes, adjustable grip width and adjustable pressure point
- » DT Swiss XPW1800 system wheels - very light and rigid for optimum acceleration
- » Schwalbe Rocket Ron/Racing Ralph Kevlar folding tyres - very light with low roll resistance and optimum traction
- » RFR Prolight Setback 400 mm seat post for dynamic seating position
- » RFR Natural Shape 0.1 M - sports comfort saddle

**EQUIPMENT FEATURES
GTC PRO**

- » Rock Shox Reba SL air fork - rebound damping, pressure adjustable, Lockout with Motion Control, PopLoc, 100 mm suspension travel
- » Syntace Duraflite 2014 Oversized Aluminium handlebars incl. RFR-Bar Ends - light and robust
- » CUBE Ultralight Screw-On Race Grip
- » Shimano Deore XT Shadow/SLX gear components
- » Formula RX hydraulic disc brakes
- » Sunringle Ryde XMB system wheels - light and robust wheels
- » Schwalbe Rocket Ron/Racing Ralph Kevlar folding tyres - very light with low roll resistance and optimum traction
- » RFR Prolight Setback 400 mm seat post for dynamic seating position

- » RFR Natural Shape 0.1 M - sports comfort saddle

RECOMMENDATION

- » Crash Replacement Warranty on frame (see Service Section)
- » Never ride without a chain suck plate or neoprene chain stay protection!!!

SPARES

- » 60202 Chainsuck Protector-Shield set
- » 10130 Hanger red
- » 60087 Neoprene chain stay protector
- » 60204 Top tube protector



WHITE 'N' BLACK
PRO

MOUNTAIN
HARDTAIL / DIKT

gTC | FSS FRAME SAVE SYSTEM | wet paint SURFACE | twin mold TECHNOLOGY | press fit BB | integrated POST MOUNT | integrated cable ROUTING | TS THREADED STEERING

REACTION GTC RACE

- art.nr. 116300
- frame GTC Twin Mold Monocoque Technology
- size 16", 18", 20", 22", Frameset available
- color Red'n'Black
- fork Rock Shox Sid Race 100mm, Motion Control, PopLoc
- headset FSA Orbit I-T-R Integrated
- stem Syntace F149 Oversized
- handlebar Syntace Duraflite 2014 318 Oversized incl. RFR-Barends
- grips CUBE Ultralight Screw-On-Race-Grip
- rear derailleur Sram X9
- front derailleur Shimano Deore XT FD-M770 Top Swing
- shifter Sram X9 Trigger, 9-speed
- brakes Avid Elixir CR hydr. Discbrake (185/160mm)
- cranks Shimano Deore XT FC-M770 Hollowtech II 44x32x22, 175mm, Press-Fit BB
- cassette Sram PG990 11-32, 9-speed
- chain Sram PC971 108 links
- wheelset DT Swiss XPW1800 Wheelset
- front tire Schwalbe Rocket Ron Kevlar Triple Compound 2.25
- rear tire Schwalbe Racing Ralph Kevlar Triple Compound 2.25
- inner tubes Schwalbe MTB light SV14
- rim tape Schwalbe 25-559
- pedals Shimano PD-M520
- saddle RFR Natural Shape 0.1 M
- seatpost RFR Prolight 31,6mm setback
- seatclamp GTC integrated Lock 34,9mm
- extras Chainstay Protection, Neopren
- weight* 10,25 kg

REACTION GTC PRO

- 116500
- GTC Twin Mold Monocoque Technology
- 16", 18", 20", 22", Frameset available
- White'n'Black
- Rock Shox Reba SL 100mm, Motion Control, PopLoc
- FSA Orbit I-T-R Integrated
- Syntace F149 Oversized
- Syntace Duraflite 2014 318 Oversized incl. RFR-Barends
- CUBE Ultralight Screw-On-Race-Grip
- Shimano Deore XT RD-M772 Shadow
- Shimano SLX FD-M660 Top Swing
- Shimano SLX SL-M660 Rapidfire-Plus, 9-speed
- Formula RX hydr. Discbrake (180/160mm)
- Shimano SLX FC-M660 Hollowtech II 44x32x22, 175mm, Press-Fit BB
- Shimano CS-HG50 11-32, 9-speed
- Shimano CN-HG53 108 links
- Sunringlé Ryde XMB Wheelset
- Schwalbe Rocket Ron Kevlar Triple Compound 2.25
- Schwalbe Racing Ralph Kevlar Triple Compound 2.25
- Schwalbe MTB light SV14
- Schwalbe 25-559
- Fasten Alu
- RFR Natural Shape 0.1 M
- RFR Prolight 31,6mm setback
- GTC integrated Lock 34,9mm
- Chainstay Protection, Neopren
- 10,60 kg





The chassis frame of the REACTION of our PRO SERIES is manufactured from triple-buttressed high performance aluminium using the hydroforming process.

To meet technical requirements we have adapted the down tube to the wider housing width and additionally technically optimised the connection of the upper tube to the seat stem.

Welded joints are ground at this point and thus acquire their one-piece design. These tubing joints are extremely resilient and reduce the frame by losing unnecessary material.

In fitting disc brakes we have intelligent detail solutions such as cold-forged disc brake mounting or 3D dropouts, and the Frame Save System rounds off the overall concept of innovative technology and outstanding design and reduced the frame by dispensing with unnecessary brake bosses.

The claim to high quality and performance is underlined by all our REACTION models due to the high quality of the material and its finishing.





MOUNTAIN
HARDTAIL / DIKT





High-performance hardtail for professionals and sprint riders in cross-country races, junior races or Alpine mountain biking.

FRAME FEATURES

- » HPA 7005 Advanced Hydroform, triple butted.
- » New top/down tubes manufactured by Advanced Hydroforming - stability for less material use
- » Cross-ovalised tube profiles for high stability
- » Oversized cross-section steering/down tubes - for optimum force flow and high steering head rigidity
- » One-piece design top/seat tubes and seat stay welds
- » RFR geometry with sportingly raked seating position - for maximum forward drive and agile riding manoeuvres
- » Frame only designed for disc brakes - weight reduction
- » Press-Fit fully integral bottom bracket for optimum STW values
- » Cold-forged brake mounting point and connection bridge for high rigidity and good brake heat sink
- » Highly buckle-resistant 3D dropouts
- » Bottle holder fitment to seat and down tube option
- » Tidy cable routing
- » Top finish multilayer wet lacquer sealed
- » Meets new EU standards - tested to Velotech DINPlus
- » Sizes available: 14", 16", 18", 20", 22" also available as frame set

EQUIPMENT FEATURES

- » Syntace Duraflite 2014 Oversized Aluminium handlebars incl. RFR-Bar Ends - light and robust
- » CUBE Ultralight Screw-On Race Grip
- » Schwalbe Rocket Ron/Racing Ralph Kevlar folding tyres - very light with low roll resistance and optimum traction

OPTION ELIXIR CR

- » Rock Shox F100 RL FIT Remote - air fork, pressure adjustable, rebound damping, Remote Lockout, suspension travel 100mm
- » Shimano Deore XT Shadow gear components
- » Avid Elixir CR hydraulic disc brakes, adjustable grip width and adjustable pressure point
- » DT Swiss XPW1600 system wheels - very light and rigid for optimum acceleration

OPTION RX

- » Fox 32 Remote RL100 - air fork, pressure adjustable rebound damping, remote lockout, adjustable breakaway torque, 100mm suspension travel
- » Shimano Deore XT Shadow/SLX gear components
- » Formula RX hydraulic disc brakes
- » Sunringle Ryde XMB system wheels - light and robust wheels

SPARES

- » 10130 Hanger red
- » 60087 Neoprene chain stay protector



MOUNTAIN
HARDTAIL / DIKT

RACING RED
ELIXIR CR

super competition RACING | hpa | advanced | ready for race GEOMETRY | FSS | onepiece DESIGN | wet paint SURFACE

REACTION Elixir CR

- art.nr. **Black Anodized 115400/Racing Red 115401**
- frame **HPA 7005 Advanced Hydroform Triple Butted**
- size **14", 16", 18", 20", 22", Frameset available**
- color **Black Anodized or Racing Red**
- fork **Fox 32 F100 Remote FIT 100mm, Lockout**
- headset **FSA Orbit Z semi-Integrated**
- stem **Syntace F149 Oversized**
- handlebar **Syntace Duraflite 2014 318 Oversized incl. RFR-Barends**
- grips **CUBE Ultralight Screw-On-Race-Grip**
- rear derailleur **Shimano Deore XT RD-M772 Shadow**
- front derailleur **Shimano Deore XT FD-M771, Top Swing, 34.9mm**
- shifter **Shimano Deore XT SL-M770 Rapidfire-Plus, 9-speed**
- brakes **Avid Elixir CR hydr. Discbrake (185/160mm)**
- cranks **Shimano Deore XT FC-M770 Hollowtech II 44x32x22, 175mm, Integrated BB**
- cassette **Shimano Deore XT CS-M770 11-32, 9-speed**
- chain **Shimano CN-HG53 108 links**
- wheelset **DT Swiss XPW1600 Wheelset**
- front tire **Schwalbe Rocket Ron Kevlar Triple Compound 2.25**
- rear tire **Schwalbe Racing Ralph Kevlar Triple Compound 2.25**
- inner tubes **Schwalbe MTB light SV14**
- rim tape **Schwalbe 25-559**
- pedals **Fasten Alu**
- saddle **RFR Natural Shape 0.1 M**
- seatpost **RFR Prolight 31,6mm setback**
- seatclamp **Scape Varioclose 34.9mm**
- weight* **10,30 kg**

REACTION RX

- art.nr. **Black Anodized 115200/Racing Red 115201**
- frame **HPA 7005 Advanced Hydroform Triple Butted**
- size **14", 16", 18", 20", 22", Frameset available**
- color **Black Anodized or Racing Red**
- fork **Fox 32 F100 Remote O/B 100mm, Lockout**
- headset **FSA Orbit Z semi-Integrated**
- stem **Syntace F149 Oversized**
- handlebar **Syntace Duraflite 2014 318 Oversized incl. RFR-Barends**
- grips **CUBE Ultralight Screw-On-Race-Grip**
- rear derailleur **Shimano Deore XT RD-M772 Shadow**
- front derailleur **Shimano Deore XT FD-M771, Top Swing, 34.9mm**
- shifter **Shimano SLX SL-M660 Rapidfire-Plus, 9-speed**
- brakes **Formula RX hydr. Discbrake (180/160mm)**
- cranks **Shimano Deore XT FC-M770 Hollowtech II 44x32x22, 175mm, Integrated BB**
- cassette **Shimano CS-HG50 11-32, 9-speed**
- chain **Shimano CN-HG53 108 links**
- wheelset **Sunringlé Ryde XMB Wheelset**
- front tire **Schwalbe Rocket Ron Kevlar Triple Compound 2.25**
- rear tire **Schwalbe Racing Ralph Kevlar Triple Compound 2.25**
- inner tubes **Schwalbe MTB light SV14**
- rim tape **Schwalbe 25-559**
- pedals **Fasten Alu**
- saddle **RFR Natural Shape 0.1 M**
- seatpost **RFR Prolight 31,6mm setback**
- seatclamp **Scape Varioclose 34.9mm**
- weight* **10,70 kg**





**SID BLUE
ELIXIR R**

super competition RACING

HPA 7005 ADVANCED HYDROFORM

ADVANCED HYDROFORMING

READY FOR RACE GEOMETRY

FSS FORMER DAYE

ONEPIECE DESIGN

WET PAINT SURFACE

High-performance hardtail for professionals and sprint riders in cross-country races, junior races or Alpine mountain biking.

FRAME FEATURES

- » HPA 7005 Advanced HydroForm, triple butted.
- » New top/down tubes manufactured by Advanced Hydroforming - stability for less material use
- » Cross-ovalised tube profiles for high stability
- » Oversized cross-section steering/down tubes - for optimum force flow and high steering head rigidity
- » One-piece design top/seat tubes and seat stay welds
- » RFR geometry with sportingly raked seating position - for maximum forward drive and agile riding manoeuvres
- » Frame only designed for disc brakes - weight reduction
- » Press-Fit fully integral bottom bracket for optimum STW values
- » Cold-forged brake mounting point and connection bridge for high rigidity and good brake heat sink
- » Highly buckle-resistant 3D dropouts
- » Bottle holder fitment to seat and down tube option
- » Tidy cable routing
- » Top finish multilayer wet lacquer sealed
- » Meets new EU standards - tested to Velotech DINPlus
- » Sizes available: 14", 16", 18", 20", 22" also available as frame set

OPTION E R

- » Rock Shox Sid Race air fork - rebound damping, pressure adjustable, Lockout with Motion Control, PopLoc, 100 mm suspension travel
- » Sram X9 gear components
- » Avid Elixir R hydr. disc brakes
- » DT Swiss XPW1800 system wheels - very light and rigid for optimum acceleration

OPTION HS33

- » Fox 32 RL100 - air fork, pressure adjustable rebound damping, remote lockout, adjustable breakaway torque, 100mm suspension travel
- » Shimano Deore XT Shadow gear components
- » Magura HS33 hydraulic Rim brake
- » Alex EN24 - light and rigid aluminium rim

EQUIPMENT FEATURES

- » Syntace Duraflite 2014 Oversized Aluminium handlebars incl. RFR-Bar Ends - light and robust
- » CUBE Ultralight Screw-On Race Grip
- » Schwalbe Rocket Ron/Racing Ralph Kevlar folding tyres - very light with low roll resistance and optimum traction

OPTION ELIXIR CR

- » Rock Shox F100 RL FIT Remote - air fork, pressure adjustable, rebound damping, Remote Lockout, suspension travel 100mm
- » Shimano Deore XT Shadow gear components
- » Avid Elixir CR hydraulic disc brakes, adjustable grip width and adjustable pressure point
- » DT Swiss XPW1600 system wheels - very light and rigid for optimum acceleration

OPTION RX

- » Fox 32 Remote RL100 - air fork, pressure adjustable rebound damping, remote lockout, adjustable breakaway torque, 100mm suspension travel
- » Shimano Deore XT Shadow/SLX gear components
- » Formula RX hydraulic disc brakes
- » Sunringte Ryde XMB system wheels - light and robust wheels

SPARES

- » 10130 Hanger red
- » 60087 Neoprene chain stay protector



MOUNTAIN
HARDTAIL / DIKT

BLACK ANODIZED
RX

super competition RACING | hpa | advanced HYDROFORMING | ready for race GEOMETRY | FSS FRAME SHAPE SYSTEM | onepiece DESIGN | laser DESIGN SURFACE

REACTION Elixir CR

art.nr. Black Anodized 115400/Racing Red 115401
 frame HPA 7005 Advanced Hydroform Triple Butted
 size 14", 16", 18", 20", 22", Frameset available
 color Black Anodized or Racing Red
 fork Fox 32 F100 Remote FIT 100mm, Lockout
 headset FSA Orbit Z semi-Integrated
 stem Syntace F149 Oversized
 handlebar Syntace Duraflite 2014 318 Oversized incl. RFR-Barends
 grips CUBE Ultralight Screw-On-Race-Grip
 rear derailleur Shimano Deore XT RD-M772 Shadow
 front derailleur Shimano Deore XT FD-M771, Top Swing, 34.9mm
 shifter Shimano Deore XT SL-M770 Rapidfire-Plus, 9-speed
 brakes Avid Elixir CR hydr. Discbrake (185/160mm)
 cranks Shimano Deore XT FC-M770 Hollowtech II 44x32x22, 175mm, Integrated BB
 cassette Shimano Deore XT CS-M770 11-32, 9-speed
 chain Shimano CN-HG53 108 links
 wheelset DT Swiss XPW1600 Wheelset
 front tire Schwalbe Rocket Ron Kevlar Triple Compound 2.25
 rear tire Schwalbe Racing Ralph Kevlar Triple Compound 2.25
 inner tubes Schwalbe MTB light SV14
 rim tape Schwalbe 25-559
 pedals Fasten Alu
 saddle RFR Natural Shape 0.1 M
 seatpost RFR Prolight 31,6mm setback
 seatclamp Scape Varioclose 34.9mm
 weight* 10,30 kg

REACTION Elixir R

Black Anodized 115300/Sid Blue 115302
 HPA 7005 Advanced Hydroform Triple Butted
 size 14", 16", 18", 20", 22", Frameset available
 color Black Anodized or Sid Blue
 fork Rock Shox Sid Race 100mm, Motion Control, PopLoc
 headset FSA Orbit Z semi-Integrated
 stem Syntace F149 Oversized
 handlebar Syntace Duraflite 2014 318 Oversized incl. RFR-Barends
 grips CUBE Ultralight Screw-On-Race-Grip
 rear derailleur Shimano Deore XT FD-M771, Top Swing, 34.9mm
 shifter Sram X9 Trigger, 9-speed
 brakes Avid Elixir R hydr. Discbrake (185/160mm)
 cranks Shimano Deore XT FC-M770 Hollowtech II 44x32x22, 175mm, Integrated BB
 cassette Sram PG990 11-32, 9-speed
 chain Sram PC971 108 links
 wheelset DT Swiss XPW1800 Wheelset
 front tire Schwalbe Rocket Ron Kevlar Triple Compound 2.25
 rear tire Schwalbe Racing Ralph Kevlar Triple Compound 2.25
 inner tubes Schwalbe MTB light SV14
 rim tape Schwalbe 25-559
 pedals Fasten Alu
 saddle RFR Natural Shape 0.1 M
 seatpost RFR Prolight 31,6mm setback
 seatclamp Scape Varioclose 34.9mm
 weight* 10,50 kg

REACTION RX

Black Anodized 115200/Racing Red 115201
 HPA 7005 Advanced Hydroform Triple Butted
 size 14", 16", 18", 20", 22", Frameset available
 color Black Anodized or Racing Red
 fork Fox 32 F100 Remote O/B 100mm, Lockout
 headset FSA Orbit Z semi-Integrated
 stem Syntace F149 Oversized
 handlebar Syntace Duraflite 2014 318 Oversized incl. RFR-Barends
 grips CUBE Ultralight Screw-On-Race-Grip
 rear derailleur Shimano Deore XT RD-M772 Shadow
 front derailleur Shimano Deore XT FD-M771, Top Swing, 34.9mm
 shifter Shimano SLX SL-M660 Rapidfire-Plus, 9-speed
 brakes Formula RX hydr. Discbrake (180/160mm)
 cranks Shimano Deore XT FC-M770 Hollowtech II 44x32x22, 175mm, Integrated BB
 cassette Shimano CS-HG50 11-32, 9-speed
 chain Shimano CN-HG53 108 links
 wheelset Sunringlé Ryde XMB Wheelset
 front tire Schwalbe Rocket Ron Kevlar Triple Compound 2.25
 rear tire Schwalbe Racing Ralph Kevlar Triple Compound 2.25
 inner tubes Schwalbe MTB light SV14
 rim tape Schwalbe 25-559
 pedals Fasten Alu
 saddle RFR Natural Shape 0.1 M
 seatpost RFR Prolight 31,6mm setback
 seatclamp Scape Varioclose 34.9mm
 weight* 10,70 kg

REACTION HS33

115100
 HPA 7005 Advanced Hydroform Triple Butted
 size 14", 16", 18", 20", 22", Frameset available
 color Black Anodized
 fork Fox 32 F100RL O/B 100mm, Lockout
 headset FSA Orbit Z semi-Integrated
 stem Syntace F149 Oversized
 handlebar Syntace Duraflite 2014 318 Oversized incl. RFR-Barends
 grips CUBE Ultralight Screw-On-Race-Grip
 rear derailleur Shimano Deore XT RD-M772 Shadow
 front derailleur Shimano SLX FD-M660, Top Swing, 34.9mm
 shifter Shimano SLX SL-M660 Rapidfire-Plus, 9-speed
 brakes Magura HS33 hydr. Brake
 cranks Shimano Deore XT FC-M770 Hollowtech II 44x32x22, 175mm, Integrated BB
 cassette Shimano CS-HG50 11-32, 9-speed
 chain Shimano CN-HG53 108 links
 wheelset RFR ZX24, Shimano Deore XT HB-M770, Shimano Deore XT FH-M770, DT Competition 2.0 - 1.8 black
 front tire Schwalbe Rocket Ron Kevlar Triple Compound 2.25
 rear tire Schwalbe Racing Ralph Kevlar Triple Compound 2.25
 inner tubes Impac AV14
 rim tape Schwalbe 25-559
 pedals Fasten Alu
 saddle RFR Natural Shape 0.1 M
 seatpost RFR Prolight 31,6mm setback
 seatclamp Scape Varioclose 34.9mm
 weight* 10,90 kg





Strong in all disciplines.

The **LTD SERIES** Hardtails provide ideal sports machines for a widely diversified target group.

Whether for occasional racing or marathons, touring on single trails and gravel paths or as a training bike, the LTD Series presents itself as light, taut and ambitious at all times.

The basis of the LTD series is a new, dual-butted frame in high-quality Aluminium 7005. By using the new „Advanced Mechanical Forming“ process material use can be reduced significantly whilst retaining accustomed stability. No welded-on reinforcing gussets are necessary any longer. As a positive side-effect there results a modern and timeless design, which is clearly underlined once more by the use of “One-Piece-Design” technology in the area of the joint between top tube and seat stays to the seat tube!

In order to be able to use the LTD Series universally and across disciplines we have fitted these with high-quality sprung forks with 100 mm of suspension travel and high-performance components. Hence the LTDs can demonstrate their all-round talent especially well.

On the LTD Series the RFR geometry is aimed totally at swift sportiness without any loss of comfort and gives the LTD Series models their pleasant ride character.

Numerous cold-forged fitted components such as the disc brake bracket or transverse bridge between the seat stays bear testimony to the high quality of the LTD Series.

We have only used cantilever brake sockets where they are really needed. The **LTD RACE**, **LTD TEAM** and **LTD PRO** models are only fitted with disc brakes and therefore have no sockets. This gives a clean visual line and reduces superfluous weight.

On the LTD TEAM use of disc brakes or hydraulic rim brakes is optional.

All the frames are fitted with rugged, warp-resistant 3D dropouts and are built as standard with the CUBE Frame Save System (FSS) derailleur hanger to protect the frame, whereby the thread is not in the frame, but in the hanger. In the event of damage this can be simply and quickly replaced.

The strong frame design and intelligent detail solutions help the bottom bracket and rear assembly to effectively filter ground shocks and contribute to optimum forward drive and the very best ride performance and agile handling.

All LTD models are finished skilfully and to a very high quality:

Clean welds and a durable surface treatment - optionally multilayer wet-lacquered in a modern design or supplied with scratch-resistant anodised finish - not only make for good aesthetics but also stand for sustainability and timelessness.



MOUNTAIN
HARDTAIL / DIKT





BLACK ANODIZED

ltd SERIES | aluminium SUPERLITE | ready for race GEOMETRY | FSS FRAME SAVE SYSTEM | anodized SURFACE | advanced MECHANICAL FORMING | onepiece DESIGN

Fast sporting hardtail for performance-motivated riders for occasional cross-country racing and marathons, Alpine mountain biking or training.

FRAME FEATURES

- » Aluminium Superlite Advanced Mechanical Forming 7005 Double Butted, RFR Geometry
- » Cross-ovalised down tube manufactured by Advanced Mechanical Forming process, designed for high stability
- » RFR geometry with sporty, pleasantly relaxed seating position due to shorter top tube
- » One-piece design top/seat tubes and seat stay welds
- » Frame only designed for disc brakes - weight reduction
- » cold-forged brake disc mount and good brake heat sink
- » Highly buckle-resistant 3D dropouts
- » Frame Save System - interchangeable Hanger with thread in hanger
- » Tidy cable routing
- » Bottle holder fitment to seat and down tube option
- » Colour finish: multilayer wet lacquer sealed, black anodized: Highly scratch-resistant Eloxal finish
- » Meets new EU standards - tested to Velotech DINplus
- » Sizes available: 16", 18", 20", 22", also available as frame set

- » Schwalbe Nobby Nic/Racing Ralph tyres - with low roll resistance and optimum traction
- » Sunringle Ryde XMB system wheels - light and robust wheels
- » Selle Italia Q-Bik - sports comfort saddle

SPARES

- » 10130 Hanger red

EQUIPMENT FEATURES

- » Rock Shox Reba SL air fork - rebound damping, pressure adjustable, Lockout with Motion Control, PopLoc, 100 mm suspension travel
- » Easton EA30 front extension, oversized -handlebars and seat post
- » Shimano Deore XT Shadow/SLX gear components
- » Formula RX hydraulic disc brakes



WHITE METAL GREEN

MOUNTAIN
HARDTAIL / DIRT

LTD SERIES
 ALUMINIUM SUPERLITE
 READY FOR RACE GEOMETRY
 FSS FRAME DRIVE SYSTEM
 WET PAINT SURFACE
 ADVANCED MECHANICAL FORMING
 ONEPIECE DESIGN

LTD RACE

art.nr.	Black Anodized 114000/White Metal Green 114001
frame	Alu Superlite AMF 7005 Double Butted, RFR-Geometry
size	16", 18", 20", 22", Frameset available
color	Black Anodized or White Metal Green
fork	Rock Shox Reba SL 100mm, Motion Control, PopLoc
headset	FSA No.10 semi-Integrated
stem	Easton EA30 Oversized
handlebar	Easton EA30 Lowrider Oversized
grips	CUBE Double Duometer
rear derailleur	Shimano Deore XT RD-M772 Shadow
front derailleur	Shimano Deore XT FD-M770, Top Swing, 34.9mm
shifter	Shimano SLX SL-M660 Rapidfire-Plus, 9-speed
brakes	Formula RX hydr. Discbrake (180/160mm)
cranks	Shimano Deore FC-M532 2-Piece 44x32x22, 175mm, Integrated BB
cassette	Shimano CS-HG50 11-32, 9-speed
chain	Shimano CN-HG53 108 links
wheelset	Sunringlé Ryde XMB Wheelset
front tire	Schwalbe Nobby Nic Performance 2.25
rear tire	Schwalbe Racing Ralph Performance 2.25
inner tubes	Impac AV14
rim tape	Schwalbe 25-559
pedals	Fasten Alu
saddle	Selle Italia Q-BIK
seatpost	Easton EA30 31,6mm
seatclamp	Scape Varioclose 34.9mm
weight*	11,50 kg





**BLACK ANODIZED
HS33**

ltd SERIES | aluminium SUPERLITE | ready for race GEOMETRY | FSS FRAME SAVE SYSTEM | anodized SURFACE | advanced MECHANICAL FORMING | onepiece DESIGN

Fast sporting hardtail for ambitious riders in marathons and longer touring use.

FRAME FEATURES

- » Aluminium Superlite Advanced Mechanical Forming 7005 Double Butted, RFR Geometry
- » Cross-ovalised down tube manufactured by Advanced Mechanical Forming process, designed for high stability
- » RFR geometry with sporty, pleasantly relaxed seating position due to shorter top tube
- » One-piece design top/seat tubes and seat stay welds
- » Frame only designed for disc brakes - weight reduction, exception: HS33 Option
- » cold-forged brake disc mount and good brake heat sink
- » Highly buckle-resistant 3D dropouts
- » Frame Save System - interchangeable Hanger with thread in hanger
- » Tidy cable routing
- » Bottle holder fitment to seat and down tube option
- » Colour finish: multilayer wet lacquer sealed, black anodized: Highly scratch-resistant Eloxal finish
- » Meets new EU standards - tested to Velotech DINplus
- » Sizes available: 16", 18", 20", 22", also available as frame set

EQUIPMENT FEATURES

- » Easton EA30 front extension, oversized -handlebars and seat post
- » Shimano Deore XT/SLX/Deore equipment components
- » Schwalbe Nobby Nic/Racing Ralph tyres - with low roll resistance and optimum traction
- » Selle Italia Q-Blk - sports comfort saddle
- » Selle Italia Q-Blk - sports comfort saddle

DISC OPTION

- » Rock Shox Reba SL AIR air fork - rebound damping, pressure adjustable, Lockout with Motion Control, PopLoc, 100 mm suspension travel
- » Formula RX hydraulic disc brakes
- » RFR ZX24 with M525 disc hubs - light and robust wheels

HS33 OPTION

- » Manitou Minute LTD Air Assist sprung forks, rebound damping, pressure adjustable, remote lockout
- » Magura HS33 hydraulic rim brakes
- » Alex EN24 with Shimano LX hubs - light and robust wheels

SPARES

- » 10130 Hanger red/ 10123 black



WHITE METAL RED

MOUNTAIN
HARDTAIL / DIAT

ltd SERIES | aluminium SUPERLITE | ready for race GEOMETRY | FSS FRAME SHAPE SYSTEM | wet paint SURFACE | advanced MECHANICAL FORMING | onepiece DESIGN

LTD TEAM

art.nr.	Black Anodized 113000/White Metal Red 113001
frame	Alu Superlite AMF 7005 Double Butted, RFR-Geometry
size	16", 18", 20", 22", Frameset available
color	Black Anodized or White Metal Red
fork	Rock Shox Recon SL AIR 100mm, Motion Control, PopLoc
headset	FSA No.10 semi-Integrated
stem	Easton EA30 Oversized
handlebar	Easton EA30 Lowrider Oversized
grips	CUBE Double Duometer
rear derailleur	Shimano Deore XT RD-M772 Shadow
front derailleur	Shimano SLX FD-M660, Top Swing, 34.9mm
shifter	Shimano Deore SL-M590 Rapidfire-Plus, 9-speed
brakes	Formula RX hydr. Discbrake (180/160mm)
cranks	Shimano Deore FC-M532 2-Piece 44x32x22, 175mm, Integrated BB
cassette	Shimano CS-HG50 11-32, 9-speed
chain	Shimano CN-HG53 108 links
rim	RFR ZX24
front hub	Shimano Disc HB-M525
rear hub	Shimano Disc FH-M525
spokes	DT Swiss Champion 2.0 black
front tire	Schwalbe Nobby Nic Performance 2.25
rear tire	Schwalbe Racing Ralph Performance 2.25
inner tubes	Impac AV14
rim tape	Schwalbe 25-559
pedals	Fasten Alu
saddle	Selle Italia Q-BIK
seatpost	Easton EA30 31,6mm
seatclamp	Scape Varioclose 34.9mm
weight*	10,80 kg

LTD TEAM HS33

art.nr.	113002
frame	Alu Superlite AMF 7005 Double Butted, RFR-Geometry
size	16", 18", 20", 22", Frameset available
color	Black Anodized
fork	Manitou Minute LTD 100mm, Air Assist, Remote-Lockout
headset	FSA No.10 semi-Integrated
stem	Easton EA30 Oversized
handlebar	Easton EA30 Lowrider Oversized
grips	CUBE Double Duometer
rear derailleur	Shimano Deore XT RD-M772 Shadow
front derailleur	Shimano SLX FD-M660, Top Swing, 34.9mm
shifter	Shimano Deore SL-M590 Rapidfire-Plus, 9-speed
brakes	Magura HS33 hydr. Brake
cranks	Shimano Deore FC-M532 2-Piece 44x32x22, 175mm, Integrated BB
cassette	Shimano CS-HG50 11-32, 9-speed
chain	Shimano CN-HG53 108 links
rim	RFR ZX24
front hub	Shimano HB-T660
rear hub	Shimano FH-T660
spokes	Mach1 18/0 Stainless 2.0
front tire	Schwalbe Nobby Nic Performance 2.25
rear tire	Schwalbe Racing Ralph Performance 2.25
inner tubes	Impac AV14
rim tape	Schwalbe 25-559
pedals	Fasten Alu
saddle	Selle Italia Q-BIK
seatpost	Easton EA30 31,6mm
seatclamp	Scape Varioclose 34.9mm
weight*	12,20 kg





BLACK ANODIZED

ltd SERIES | aluminium SUPERLITE | ready for race GEOMETRY | FSS FRAME SAVE SYSTEM | anodized SURFACE | advanced MECHANICAL FORMING | onepiece DESIGN

Fast sporting hardtail for ambitious riders in marathons and longer touring use.

FRAME FEATURES

- » Aluminium Superlite Advanced Mechanical Forming 7005 Double Butted, RFR Geometry
- » Cross-ovalised down tube manufactured by Advanced Mechanical Forming process, designed for high stability
- » RFR geometry with sporty, pleasantly relaxed seating position due to shorter top tube
- » One-piece design top/seat tubes and seat stay welds
- » Frame only designed for disc brakes - weight reduction, exception: HS33 Option
- » cold-forged brake disc mount and good brake heat sink
- » Highly buckle-resistant 3D dropouts
- » Frame Save System - interchangeable Hanger with thread in hanger
- » Tidy cable routing
- » Bottle holder fitment to seat and down tube option
- » Colour finish: multilayer wet lacquer sealed, black anodized: Highly scratch-resistant Eloxal finish
- » Meets new EU standards - tested to Velotech DINPlus
- » Sizes available: 16", 18", 20", 22", also available as frame set

EQUIPMENT FEATURES

- » Easton EA30 front extension, oversized -handlebars and seat post
- » Shimano Deore XT/SLX/Deore equipment components
- » Schwalbe Nobby Nic/Racing Ralph tyres - with low roll resistance and optimum traction
- » Selle Italia Q-Blk - sports comfort saddle
- » Selle Italia Q-Blk - sports comfort saddle

DISC OPTION

- » Rock Shox Reba SL AIR air fork - rebound damping, pressure adjustable, Lockout with Motion Control, PopLoc, 100 mm suspension travel
- » Formula RX hydraulic disc brakes
- » RFR ZX24 with M525 disc hubs - light and robust wheels

HS33 OPTION

- » Manitou Minute LTD Air Assist sprung forks, rebound damping, pressure adjustable, remote lockout
- » Magura HS33 hydraulic rim brakes
- » Alex EN24 with Shimano LX hubs - light and robust wheels

SPARES

- » 10130 Hanger red/ 10123 black



WHITE METAL BLUE

MOUNTAIN
HARDTAIL / DIAT

LTD SERIES
 ALUMINIUM SUPERLITE
 READY FOR RACE GEOMETRY
 FSS FRAME DRIVE SYSTEM
 WET PAINT SURFACE
 ADVANCED MECHANICAL FORMING
 ONEPIECE DESIGN

LTD PRO

art.nr.	Black Anodized 112000/White Metal Blue 112001
frame	Alu Superlite AMF 7005 Double Butted, RFR-Geometry
size	16", 18", 20", 22", Frameset available
color	Black Anodized or White Metal Blue
fork	Manitou Minute LTD 100mm, Air Assist, Remote-Lockout
headset	FSA No.10 semi-Integrated
stem	Easton EA30 Oversized
handlebar	Easton EA30 Lowrider Oversized
grips	CUBE Double Duometer
rear derailleur	Shimano Deore XT RD-M772 Shadow
front derailleur	Shimano SLX FD-M660, Top Swing, 34.9mm
shifter	Shimano Deore SL-M590 Rapidfire-Plus, 9-speed
brakes	Hayes Stroker Ryde hydr. Discbrake (180/160mm)
cranks	Shimano FC-M442 Octalink, 44x32x22, 175mm, Shimano BB-ES25
cassette	Shimano CS-HG50 11-32, 9-speed
chain	Shimano CN-HG53 108 links
rims	RFR ZX24
front hub	Shimano Disc HB-M525
rear hub	Shimano Disc FH-M525
spokes	Mach1 18/0 Stainless 2.0
front tire	Schwalbe Nobby Nic Performance 2.25
rear tire	Schwalbe Racing Ralph Performance 2.25
inner tubes	Impac AV14
rim tape	Schwalbe 25-559
pedals	Fasten Alu
saddle	Selle Italia Q-BIK
seatpost	Easton EA30 31,6mm
seatclamp	Scape Varioclose 34.9mm
weight*	12,30 kg





BLACK ANODIZED

ltd SERIES | aluminium SUPERLITE | ready for race GEOMETRY | FSS FRAME SAVE SYSTEM | anodized SURFACE | advanced MECHANICAL FORMING | onepiece DESIGN

Outstandingly equipped touring bike with adequate marathon potential.

FRAME FEATURES

- » Aluminium Superlite Advanced Mechanical Forming 7005 Double Butted, RFR Geometry
- » Cross-ovalised down tube manufactured by Advanced Mechanical Forming process, designed for high stability
- » RFR geometry with sporty, pleasantly relaxed seating position due to shorter top tube
- » One-piece design top/seat tubes and seat stay welds
- » Frame only designed for disc brakes - weight reduction
- » cold-forged brake disc mount and good brake heat sink
- » Highly buckle-resistant 3D dropouts
- » Frame Save System - interchangeable Hanger with thread in hanger
- » Tidy cable routing
- » Bottle holder fitment to seat and down tube option
- » Colour finish: multilayer wet lacquer sealed, black anodized: Highly scratch-resistant Eloxal finish
- » Meets new EU standards - tested to Velotech DINplus
- » Sizes available: 16", 18", 20", 22", also available as frame set

» Selle Italia Q-Blk - sports comfort saddle

SPARES

» 10130 Hanger red/ 10123 black

EQUIPMENT FEATURES

- » Rock Shox Dart 3 - sprung forks with PopLoc and Lockout, 100mm suspension travel
- » Easton EA30 front extension, oversized -handlebars and seat post
- » Shimano Deore XT/SLX/Deore equipment components
- » Stroker Ryde hydraulic disc brakes for optimum performance
- » RFR ZX24 with M525 disc hubs - light and robust wheels
- » Schwalbe Nobby Nic/Racing Ralph tyres - with low roll resistance and optimum traction



BLACK METAL RED

MOUNTAIN
HARDTAIL / DIKT

| ltd SERIES | aluminium SUPERLITE | ready for race GEOMETRY | FSS FRAME DRIVE SYSTEM | wet paint SURFACE | advanced MECHANICAL FORMING | onepiece DESIGN

LTD COMP

art.nr.	Black Anodized 11000/Black Metal Red 11001
frame	Alu Superlite AMF 7005 Double Butted, RFR-Geometry
size	16", 18", 20", 22", Frameset available
color	Black Anodized or Black Metal Red
fork	Rock Shox Dart 3 100mm, PopLoc
headset	FSA No.10 semi-Integrated
stem	Easton EA30 Oversized
handlebar	Easton EA30 Lowrider Oversized
grips	CUBE Double Duometer
rear derailleur	Shimano Deore XT RD-M772 Shadow
front derailleur	Shimano SLX FD-M660, Top Swing, 34.9mm
shifter	Shimano Deore SL-M590 Rapidfire-Plus, 9-speed
brakes	Hayes Stroker Ryde hydr. Discbrake (180/160mm)
cranks	Shimano FC-M442 Octalink, 44x32x22, 175mm, Shimano BB-ES25
cassette	Shimano CS-HG50 11-32, 9-speed
chain	Shimano CN-HG53 108 links
rim	RFR ZX24
front hub	Shimano Disc HB-M525
rear hub	Shimano Disc FH-M525
spokes	Mach1 18/0 Stainless 2.0
front tire	Schwalbe Nobby Nic Performance 2.25
rear tire	Schwalbe Racing Ralph Performance 2.25
inner tubes	Impac AV14
rim tape	Schwalbe 25-559
pedals	Fasten Alu
saddle	Selle Italia Q-BIK
seatpost	Easton EA30 31,6mm
seatclamp	Scape Varioclose 34.9mm
weight*	12,55 kg





Comfort, long life-cycle and reliable quality are at the forefront of our COMP SERIES.

COMP Series models are particularly suited to keen sports leisure riders, who seek their challenge in cross-country riding and so need a comfortable, light and reliable hardtail bike.

COMP Series frames are mainly manufactured from high-quality, thermal-treated Aluminium 7005. This aluminium quality is very rigid and

fatigue-proof and has very good tensile strength and very high corrosion resistance.

Cross-ovalised oversized cross-sections and use of the new „Advanced Mechanical Forming“ process can reduce material use significantly whilst retaining accustomed stability. Stressed occurring at the steering tube are thus minimised and ensure a high degree of frame stability along the direction of impact. The oversized diameter of seat tube, down tube and chain stays on the other hand are responsible for very good lateral rigidity.

On our COMP Series the frame construction is so designed that the combination of material, frame geometry and suspension system provide the optimum precondition for comfortable sports mountain biking. By using sprung forks with 100 mm of suspension travel the necessary comfort is guaranteed and a secure riding feel conveyed.

To this end we have laced together a comprehensive package of measures: In line with the touring character the RFR frame geometry with the somewhat short top tube is aimed at a relaxed and comfortable seat position which ensures



pleasant ride characteristics. However occasional sprints and agile turns are possible at any time.

We use high-quality forks with lockout. On the other hand we use an ergonomic saddle and a wide handlebar. These relieve the spine and thus help to achieve a pleasant seating position and lasting additional comfort.

In addition, during cross-country riding the wide Schwalbe tyres not only give good grip, but also act primarily as shock-absorbers.

Sensible details such as cable routing under the top tube, which protects the cables from friction and the rider from injury, or the ability to accessorise with carriers and two bottle holders are not only practical enhance recreational value.






*The **ACID** and **ATTENTION** 27-gear models are each fitted with hydraulic disc brakes, **ANALOG** is available with mechanical disc brakes and 24 gears. On the 24-gear **AIM** on the other hand there is the option to retrofit disc brakes.*

Well-balanced ride characteristics with a comfortable seat position, high degree of riding safety and superlative quality are the outstanding features of our COMP Series models. These positive characteristics make them the suitable partner for a long and uncomplicated riding life.





BLACK 'N' GREY

 competition LINE  aluminium LITE  ready for race GEOMETRY  wet paint SURFACE  advanced MECHANICAL FORMING

Balanced hardtail with pleasant relaxed seating position for longer touring with a penchant for dynamic sportiness.

FRAME FEATURES

- » Aluminium Lite Advanced Mechanical Forming 7005, RFR Geometry
- » Cross-ovalised down tube manufactured by Advanced Mechanical Forming process, designed for high stability
- » RFR geometry with pleasantly relaxed seating position due to shorter top tube and somewhat longer steering tube
- » Interchangeable Hanger
- » Tidy cable routing
- » Bottle holder fitment to seat and down tube option
- » Top finish multilayer wet lacquer sealed
- » Meets new EU standards - tested to Velotech DINPlus
- » Frame only designed for disc brakes - weight reduction
- » Sizes available: 14", 16", 18", 20", 22"

EQUIPMENT FEATURES

- » Rock Shox Dart 3 - sprung forks with PopLoc and Lockout, 100mm suspension travel
- » FSA front extension and oversized handlebars
- » Shimano Deore XT Shadow/Deore gear components
- » Stroker Ryde hydraulic disc brakes for optimum performance
- » RFR ZX24 with M475 disc hubs - light and robust wheels
- » Schwalbe Smart Sam 2.1 comfort tyres
- » Scape Active 5 - comfortable saddle

SPARES

- » 10123 Hanger black

MOUNTAIN
HARDTAIL / DIAT

WHITE 'N' RED

competition LINE
 aluminium LITE
 ready for race GEOMETRY
 wet paint SURFACE
 advanced MECHANICAL FORMING






ACID

art.nr.	Black'n'Grey 104000/White'n'Red 104001
frame	Alu Lite AMF 7005 RFR-Geometry
size	14", 16", 18", 20", 22"
color	Black'n'Grey or White'n'Red
fork	Rock Shox Dart 3 100mm, PopLoc
headset	FSA No.10 semi-Integrated
stem	FSA DS190 Oversized
handlebar	FSA XC300 Lowrider Oversized
grips	CUBE Double Duometer
rear derailleur	Shimano Deore XT RD-M772 Shadow
front derailleur	Shimano Deore FD-M590, Top Swing 34.9mm
shifter	Shimano Deore SL-M590 Rapidfire-Plus, 9-speed
brakes	Hayes Stroker Ryde hydr. Discbrake (160/160mm)
cranks	Shimano FC-M442 44x32x22, 175mm, Shimano BB-UN26
cassette	Shimano CS-HG50 11-32, 9-speed
chain	Shimano CN-HG53 108 links
rims	RFR ZX24
front hub	Shimano Disc HB-M475
rear hub	Shimano Disc FH-M475
spokes	Mach1 18/0 Stainless 2.0
front tire	Schwalbe Smart Sam 2.1
rear tire	Schwalbe Smart Sam 2.1
inner tubes	Impac AV14
rim tape	Schwalbe 25-559
pedals	Fasten Alu
saddle	Scape Active6
seatpost	Scape Light 31.6mm
seatclamp	Scape Varioclose 34.9mm
weight*	12,70 kg





BLACK 'N' WHITE

 | competition LINE  | aluminium LITE  | ready for race GEOMETRY  | wet paint SURFACE  | advanced MECHANICAL FORMING

Comfortable, reliable touring bike with pleasant disposition and high-performance equipment, suited to the ambitious leisure and fitness sports rider.

FRAME FEATURES

- » Aluminium Lite Advanced Mechanical Forming 7005, RFR Geometry
- » Cross-ovalised down tube manufactured by Advanced Mechanical Forming process, designed for high stability
- » RFR geometry with pleasantly relaxed seating position due to shorter top tube and somewhat longer steering tube
- » Interchangeable Hanger
- » Tidy cable routing
- » Bottle holder fitment to seat and down tube option
- » Top finish multilayer wet lacquer sealed
- » Meets new EU standards - tested to Velotech DINPlus
- » Frame only designed for disc brakes - weight reduction
- » Sizes available: 14", 16", 18", 20", 22"

EQUIPMENT FEATURES

- » Suntour XCM Lockout, 100mm suspension travel
- » FSA front extension and oversized handlebars
- » Shimano Deore Shadow gear components
- » Stroker Ryde hydraulic disc brakes for optimum performance
- » RFR ZX24 with M475 disc hubs - light and robust wheels
- » Schwalbe Smart Sam 2.1 comfort tyres
- » Scape Active 5 - comfortable saddle

SPARES

- » 10123 Hanger black



BLACK 'N' GREEN

MOUNTAIN
HARDTAIL / DIKT

competition LINE
 aluminium LITE
 ready for race GEOMETRY
 wet paint SURFACE
 advanced MECHANICAL FORMING

ATTENTION





art.nr.	Black'n'White 103000/Black'n'Green103001
frame	Alu Lite AMF 7005 RFR-Geometry
size	14", 16", 18", 20", 22"
color	Black'n'White or Black'n'Green
fork	Suntour XCM Lockout 100mm
headset	FSA No.10 semi-Integrated
stem	FSA DS190 Oversized
handlebar	FSA XC300 Lowrider Oversized
grips	CUBE Double Duometer
rear derailleur	Shimano Deore RD-M592 Shadow
front derailleur	Shimano Deore FD-M590, Top Swing 34.9mm
shifter	Shimano Deore SL-M590 Rapidfire-Plus, 9-speed
brakes	Hayes Stroker Ryde hydr. Discbrake (160/160mm)
cranks	Shimano FC-M442 44x32x22, 175mm, Shimano BB-UN26
cassette	Shimano CS-HG50 11-32, 9-speed
chain	Shimano CN-HG53 108 links
rim	RFR ZX24
front hub	Shimano Disc HB-M475
rear hub	Shimano Disc FH-M475
spokes	Mach1 18/0 Stainless 2.0
front tire	Schwalbe Smart Sam 2.1
rear tire	Schwalbe Smart Sam 2.1
inner tubes	Impac AV14
rim tape	Schwalbe 25-559
pedals	Fasten Alu
saddle	Scape Active6
seatpost	Scape Light 31.6mm
seatclamp	Scape Varioclose 34.9mm
weight*	12,80 kg





BLACK 'N' GREY

MOUNTAIN
HARDTAIL / DIRT

 competition LINE  aluminium LITE  ready for race GEOMETRY  wet paint SURFACE  advanced MECHANICAL FORMING

Rock-solid hardtail with balanced ride characteristics and reliable equipment, suitable for touring, leisure and fitness riding.

FRAME FEATURES

- » Aluminium Lite Advanced Mechanical Forming 7005, RFR Geometry
- » Cross-ovalised down tube manufactured by Advanced Mechanical Forming process, designed for high stability
- » RFR geometry with pleasantly relaxed seating position due to shorter top tube and somewhat longer steering tube
- » Interchangeable Hanger
- » Tidy cable routing
- » Bottle holder fitment to seat and down tube option
- » Top finish multilayer wet lacquer sealed
- » Meets new EU standards - tested to Velotech DINPlus
- » Frame only designed for disc brakes - weight reduction
- » Sizes available: 14", 16", 18", 20", 22"

EQUIPMENT FEATURES

- » Suntour XCM Lockout, 100mm suspension travel
- » FSA front extension and oversized handlebars
- » Shimano Deore / Altus gear components, 8-speed
- » Shimano M416 mechanical disc brakes for good braking performance
- » RFR ZX24 with RM65 disc hubs - light and robust wheels
- » Schwalbe Smart Sam 2.1 comfort tyres
- » Scape Active 5 - comfortable saddle

SPARES

- » 10123 Hanger black



BLACK 'N' WHITE

MOUNTAIN
HARDTAIL / DIKT

| competition LINE
 | aluminium LITE
 | ready for race GEOMETRY
 | wet paint SURFACE
 | advanced MECHANICAL FORMING

ANALOG

art.nr.	Black'n'Grey 102000/Black'n'White 102001
frame	Alu Lite AMF 7005 RFR-Geometry
size	14", 16", 18", 20", 22"
color	Black'n'Grey or Black'n'White
fork	Suntour XCM Lockout 100mm
headset	FSA No.10 semi-Integrated
stem	FSA DS190 Oversized
handlebar	FSA XC300 Lowrider Oversized
grips	CUBE Double Duometer
rear derailleur	Shimano Deore RD-M592 Shadow
front derailleur	Shimano Altus FD-M 310, Top Swing, 34,9mm
shifter	Shimano STI ST-EF60 EZ Fire Plus, 8-speed
brakes	Shimano BR-M416 mech. Discbrake(160/160mm)
cranks	Shimano Acera FC-M361 42x32x22, 170mm, Shimano BB-UN26
cassette	Shimano CS-HG30 11-30, 8-speed
chain	Shimano CN-HG40 106 links
rims	RFR ZX24
front hub	Shimano Disc HB-RM65
rear hub	Shimano Disc FH-RM65
spokes	Mach1 18/0 Stainless 2.0
front tire	Schwalbe Smart Sam 2.1
rear tire	Schwalbe Smart Sam 2.1
inner tubes	Impac AV14
rim tape	Schwalbe 25-559
pedals	Fasten Alu
saddle	Scape Active6
seatpost	Scape Light 31,6mm
seatclamp	Scape Varioclose 34,9mm
weight*	13,10 kg





BLACK WHITE PRINT

 competition LINE  aluminium LITE  ready for race GEOMETRY  wet paint SURFACE

Reliable hardtail with comfortable seating position and sensible 24-speed gears.

FRAME FEATURES

- » Aluminium 7005, thermally treated, RFR Geometry
- » Cross-ovalised down tube for high stability
- » Welded-on gussets in particularly stressed areas
- » RFR geometry with pleasantly relaxed seating position due to shorter top tube
- » Interchangeable Hanger
- » Tidy cable routing
- » Bottle holder fitment to seat and down tube option
- » Top finish multilayer wet lacquer sealed
- » Meets new EU standards - tested to Velotech DINPlus
- » Sizes available: 14", 16", 18", 20", 22"

EQUIPMENT FEATURES

- » Suntour XCM Lockout, 100mm suspension travel
- » FSA front extension and oversized handlebars
- » Shimano Alivio gears, EZ-Fire gearshift/brake grips
- » Shimano V-Brake M422 - maximum-grip cantilever brakes
- » Schwalbe Smart Sam 2.1 comfort tyres
- » Scape Active 5 - somewhat wider, more comfortable saddle





SPARES

- » 10123 Hanger black



WHITE RED PRINT

MOUNTAIN
HARDTAIL / DIAT

 competition LINE
  aluminium LITE
  ready for race GEOMETRY
  wet paint SURFACE

AIM

art.nr.	Black White Print 101000/White Red Print 101001
frame	Alu Lite 7005 RFR-Geometry
size	14", 16", 18", 20", 22"
color	Black White Print or White Red Print
fork	Suntour XCM Lockout 100mm
headset	FSA No.10 semi-Integrated
stem	FSA DS190 Oversized
handlebar	FSA XC300 Lowrider Oversized
grips	CUBE Double Duometer
rear derailleur	Shimano Alivio RD-M410 Top Normal
front derailleur	Shimano Altus FD-M 310, Top Swing, 34,9mm
shifter	Shimano STI ST-EF60 EZ Fire Plus, 8-speed
brakes	Shimano BR-M422 V-Brake F&R
cranks	Shimano Acera FC-M361 42x32x22, 170mm, Shimano BB-UN26
cassette	Shimano CS-HG30 11-30, 8-speed
chain	Shimano CN-HG40 106 links
rims	Mach1 Exe
front hub	Shimano HB-RM40
rear hub	Shimano FH-RM30
spokes	Mach1 18/0 Stainless 2.0
front tire	Schwalbe Smart Sam 2.1
rear tire	Schwalbe Smart Sam 2.1
inner tubes	Impac AV14
rim tape	Schwalbe 25-559
pedals	Fasten Alu
saddle	Scape Active6
seatpost	Scape Light 31,6mm
seatclamp	Scape Varioclose 34,9mm
weight*	13,30 kg





Practically indestructible dirt and fun bike for hardcore use in the bike park or inner city with ultra-robust components for all the tricks.

FRAME FEATURES

- » 7005 Aluminium Hard Ride CNC
- » 1 1/2 steering tube for extra high stability
- » Numerous reinforcement plates in particularly stressed areas
- » Front wheel brake cable route inside steering tube
- » Relocatable CNC dropouts for variable wheelbase
- » Top finish multilayer impact-resistant powder-coated
- » Meets new EU standards - tested to Velotech DINPlus
- » Sizes available: 14", also available as frame set

EQUIPMENT FEATURES

- » Marzocchi Dirt Jumper 2 - 100mm suspension gravel, aluminium riser tube and through axle for high stability
- » Truvativ Hussefelt components - highly stable handlebars and front extension
- » CUBE Fritzzy Screw-On Race Grip
- » FSA Gravity Moto X - highly stable crank
- » Stroker Ryde - hydraulic disc brakes
- » Truvativ Box Guide chain guide
- » Sunringlé Single Track rims with Schwalbe Table Top Kevlar tyres - particularly stable wheel set
- » SDG Patriot I-Beam saddle
- » SDG I-Beam seat post

SPARES

- » 10133 RH dropout (incl. Hanger) black
- » 10132 LH dropout black



WHITE 'N' GREEN

MOUNTAIN
HARDTAIL / DIKT

powder COATED

FLYING CIRCUS

- art.nr. 124000
- frame *Alu 7005 CNC Hardride*
- size 14", Frameset available
- color *White'n'Green*
- fork *Marzocchi Dirtjumper 2 100mm, Through Axle*
- headset *FSA Orbit DL 1.5R*
- stem *Truvativ Hussefelt*
- handlebar *Truvativ Hussefelt*
- grips *CUBE Fritz Screw-On-Grip*
- rear derailleur *Shimano Deore RD-M592 Shadow*
- front derailleur *none*
- shifter *Shimano Deore SL-M530, 9-speed*
- brakes *Hayes Stroker Ryde hydr. Discbrake (180/160mm)*
- cranks *FSA Gravity Moto X 36T, 170mm, BB FSA Megaexo*
- cassette *Shimano CS-HG50 11-32, 9-speed*
- chain *Shimano CN-HG53 108 links*
- rims *Sun Single Track*
- front hub *Formula, 20mm, throughaxle*
- rear hub *Shimano Disc FH-M525*
- spokes *Mach1 18/0 Stainless 2.0*
- front tire *Schwalbe Table Top Kevlar Triple Compound 2.25*
- rear tire *Schwalbe Table Top Kevlar Triple Compound 2.25*
- inner tubes *Impac AV14*
- rim tape *Schwalbe 25-559*
- pedals *Flat Pedal Pro*
- saddle *SDG Patriot I-Beam*
- seatpost *SDG I-Beam 30,9mm*
- seatclamp *Scape Varioclose 34.9mm*
- extras *Chainguide*
- weight* 15,2 kg





MOUNTAIN
HARDTAIL / DIET



BLACK GREY PRINT

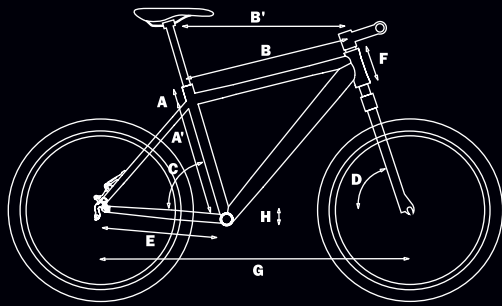
MOUNTAIN
HARDTAIL / DIAT

LTD SERIES
 ALUMINIUM SUPERLITE
 READY FOR RACE GEOMETRY
 FSS HOLLOW GRAVE

LTD CC

art.nr.	106000
frame	Alu Lite 7005 RFR-Geometry
size	16", 28", 20", 22"
color	Black Grey Print
fork	Rock Shox Reba SL 100mm, Motion Control, PopLoc
rear shock	none
headset	FSA No.10 semi-integrated
stem	Easton EA30 Oversized
handlebar	Easton EA30 Lowrider Oversized
grips	CUBE Double Duometer
rear derailleur	Shimano Deore XT RD-M772 Shadow
front derailleur	Shimano Deore XT FD-M771, Down Swing, 34.9mm
shifter	Shimano Deore XT SL-M770 Rapidfire-Plus, 9-speed
brakes	Hayes Stroker Ryde hydr. Discbrake (180/160mm)
cranks	Shimano Deore XT FC-M770 Hollowtech II 44x32x22Z., 175mm, integrated BB
cassette	Shimano CS-HG50 11-32, 9-speed
chain	Shimano CN-HG53 108 links
rims	RFR ZX24
front hub	Shimano Deore XT Disc HB-M756
rear hub	Shimano Deore XT Disc FH-M756
spokes	Mach1 18/0 Stainless 2.0
front tire	Schwalbe Nobby Nic Performance 2.25
rear tire	Schwalbe Racing Ralph Performance 2.25
inner tubes	Impac AV14
rim tape	Schwalbe 22-559
pedals	Fasten Alu
saddle	Sacape Active6
seatpost	Easton EA30 31.6mm
seatclamp	Scape Varioclose 34.9mm





Model	ELITE HPC				ELITE HPT				REACTION				REACTION GTC					
Framesize	16"	18"	20"	22"	16"	18"	20"	22"	14"	16"	18"	20"	22"	14"	16"	18"	20"	22"
Seat tube [mm]	A 410	460	500	550	405	450	490	540	355	405	450	490	510	335	375	420	460	510
Seat tube center-center [mm]	A' 360	410	450	500	340	385	425	475	295	340	385	425	475	335	375	420	460	510
Top tube [mm]	B 547	573	592	610	545	560	578	594	521	545	560	578	594	521	545	560	578	597
Top tube horizontal [mm]	B' 570	595	612	625	570	588	605	620	536	570	588	608	620	536	570	588	605	620
Seat tube angle [Degrees]	C 74	74	74	74	72	72	72	72	72,5	72	72	72	72	73	73	73	73	73
Head tube angle [Degrees]	D 71	71	71	71	70	70	70	70	69,5	70	70	70	70	69,5	70	70	70	70
Chainstays [mm]	E 420	420	420	420	420	420	420	420	420	420	420	420	420	420	420	420	420	420
Head tube [mm]	F 112	122	132	152	85	95	110	150	95	95	105	120	140	95	95	105	120	140
Wheelbase [mm]	G 1042	1068	1085	1099	1041	1059	1077	1092	1017	1041	1059	1077	1092	1017	1041	1059	1077	1092
BB-Height to hub [mm]	H -40	-40	-40	-40	-31	-31	-31	-31	-31	-31	-31	-31	-31	-31	-31	-31	-31	-31
Frameset **	X	X	X	X	X	X	X	X	X	X	X	X	X	X	X	X	X	X

Model	LTD RACE, TEAM, PRO, COMP				ACID, ATTENTION, ANALOG, AIM				FLYING CIRCUS	
Framesize	16"	18"	20"	22"	14"	16"	18"	20"	22"	14"
Seat tube [mm]	A 405	450	490	540	360	405	450	490	540	360
Seat tube center-center [mm]	A' 346	392	433	484	310	355	400	440	490	310
Top tube [mm]	B 536	556	577	597	510	526	545	568	583	552
Top tube horizontal [mm]	B' 561	583	604	621	527	550	572	596	610	580
Seat tube angle [Degrees]	C 72	72	72	72	72	72	72	72	72	71
Head tube angle [Degrees]	D 70	70	70	70	70	70	70	70	70	69
Chainstays [mm]	E 420	420	420	420	420	420	420	420	420	405-425
Head tube [mm]	F 100	110	130	150	100	110	130	150	170	120
Wheelbase [mm]	G 1032	1054	1076	1094	997	1020	1043	1068	1085	1045-1065
BB-Height to hub [mm]	H -31	-31	-31	-31	-33	-33	-33	-33	-33	-40
Frameset **	X	X	X	X						X

* Weight equals to smallest frame size without pedals - errors and omissions excepted

** Frameset includes frame, headset, seat clamp and seatpost



The Lightness of Being.

Speeds beyond restraint accompanied by the gentle whirring of spokes. Released from everyday life. Simply enjoy the moment and give free rein to the happiness hormones. The opportunity to experience the enchantment of nature in tune with others of a like mind.

Racing bike riding is a fragment of the philosophy of life, which the riding

experience itself declares to be a principle. For a life in the overtaking lane you need purposefully defined frame geometry, suitable and appropriate materials with intelligent detail solutions and a complimentary selection of components.

We at CUBE use a range of materials in the design of our high-speed racing bikes such as High Performance composite from high-performance fibre, exclusive High

Performance titanium and high-quality aluminium. First-class accessories round off the exceptional appearance of our racing bikes.

*This year we have set new standards primarily in our Pro sector. The two brand-new **AGREE GTC** and **AGREE HPA** present the racing bike fraternity with new challenges and provide the impetus for high performance.*





RACE
CYCLOCROSS

Tradition as Inspiration.

Our LITENING racing bikes' fraternity goes back a long way. Value and high quality are just as representative as reminiscence of the latest technology of the period concerned.

Here light weight, optimum ride characteristics with precisely regulated

comfort and great rigidity are the crucial criteria to which we always design our LITENING racing bikes.

The balanced frame geometry of our LITENING SUPER HPC is optimally tuned to the needs of the racing rider. It guarantees proper pressure on the pedals for maximum forward propulsion and agile riding manoeuvres but comfort

too does not fall short over long distance use.

*Precise steering and directional stability on steep descents and outstanding power transmission during rapid sprints are also predictable features of the **LITENING SUPER HPC.***



The conically tapered steering tube includes a low-maintenance fully integral steering set and has particularly high rigidity which makes possible precise handling in sharp bends and great security in sprints.

To reinforce the bottom bracket press-fit inner bearings with a much wider housing are used. Due to this the wider

connection of down tube, seat tube and chain stays to the bottom bracket greatly increase bottom bracket rigidity.

Narrow seat stays increase vertical flexing and hence comfort.

*Flowing sculpture imparts to our **LITENING SUPER HPC** the impression of lighter and*

more graceful movements, give shape to futuristic technologies and mean innovations in form can be experienced.





High-performance racing bike in carbon for professional racers and light-design enthusiasts for competition and high-performance sport.

FRAME FEATURES

- » High Performance Composite Monocoque carbon frame specially designed for D12 elektronic Dura Ace
- » RFR geometry with sportingly raked seating position - for maximum forward drive and agile ride characteristic
- » Advanced Twin Mold Technology for maximum control of wall thickness and resin content in the entire frame
- » Conical head tube 1.5 - 1 1/8 for optimum rigidity values and optimum power flow with high level of safety
- » Oversized carbon tubes on main frame and chain stays - for maximum stability and optimum STW values
- » Thin seat stays for comfort-flex
- » Press-Fit fully integral bottom bracket for optimum STW values
- » Highly buckle-resistant carbon dropouts
- » Wider connection of chain stays, down tube and seat tube to bottom bracket - maximum rigidity
- » Interior routed brake cable
- » Anti chain-suck plate on right chain stay
- » Frame Save System - interchangeable Hanger with thread in hanger
- » Water bottle bosses to seat and down tube option
- » Top finish multilayer wet lacquer sealed
- » In this equipment configuration only available with integral seatpost with Ritchey Stubby WCS Adapter
- » Meets new EU standards - tested to Velotech DINPlus
- » Sizes available: 50, 53, 56, 58, 60, 62, sloping; also available as frame set

EQUIPMENT FEATURES

- » Easton EC90 SL CNT fully carbon forks with conical steering tube 1 1/8" - 1 1/2 and carbon dropouts - light, rigid and reliable
- » Acros AI-71 fully integral headset for increased durability and performance specially designed for conical steering tube
- » Syntace Racelite Carbon - ergonomic oversized compact-design handlebars with optimum grip distance to brake and gearshift levers in CUBE CUSTOM DESIGN
- » Shimano D12 elektronic Dura Ace full equipment - 20-speed
- » Fi'zi:k Arione Carbon - very light yet comfortable saddle with even pressure distribution
- » XENTIS SQUAD 4.2 CUBE EDITION - carbon wheel set for wire-rim tyres - light and good aerodynamic characteristics due to 42mm high profile (approx. 1300g)
- » Schwalbe Ultremo R Kevlar - very light tyres with patented protection belt

RECOMMENDATION

- » Crash Replacement Warranty on frame and forks (see Service Section)

SPARES

- » 60203 Chainsuck Protector-Shield
- » 10131 Hanger red



TEAM LINE

RACE
CYCLOCROSS

super competition RACING

hpc SUPER

advanced TWIN MOLD

FSS FRAME SAVE SYSTEM

wet paint SURFACE

press fit BB

TS TAPERED STEERER

LITENING SUPER HPC Dura Ace Di2

art.nr.	183000
frame	HPC Monocoque Advanced Twin Mold Technology for Di2
size	50, 53, 56, 58, 60, 62, sloping, Frameset available
color	Team Line
fork	Easton EC90 SL CNT Full Carbon 1 1/8" - 1 1/2"
headset	Acros AI-71 Integrated
stem	Syntace F109 Oversized
handlebar	Syntace Racelite Carbon Oversized
handlebar tape	CUBE Grip Control
rear derailleur	Shimano Di2
front derailleur	Shimano Di2, Braze
STI	Shimano Di2
brakes	Shimano Dura Ace BR-7900
cranks	Shimano Dura Ace FC-7900 Hollowtech II 53x39, Press-Fit BB
cassette	Shimano Dura Ace CS-7900 12-25, 10-speed
chain	Shimano Dura Ace CN-7900
wheelset	Xentis Squad 4.2 - CUBE EDITION for Clincher
tires	Schwalbe Ultremo R Kevlar 23x622
inner tubes	Schwalbe RR light SV20
rim tape	Schwalbe 16-622
pedals	none
saddle	Fi'zi:k Arione CX Carbon
seatpost	Ritchey Stubby WCS Integrated 34.9mm
weight *	6.60 kg





RACE
CYCLOCROSS

High-performance racing bike in carbon for professional racers and light-design enthusiasts for competition and high-performance sport.

FRAME FEATURES

- » High Performance Composite Monocoque carbon frame
- » RFR geometry with sportingly raked seating position - for maximum forward drive and agile ride characteristic
- » Advanced Twin Mold Technology for maximum control of wall thickness and resin content in the entire frame
- » Conical head tube 1.5 - 1 1/8 for optimum rigidity values and optimum power flow with high level of safety
- » Oversized carbon tubes on main frame and chain stays - for maximum stability and optimum STW values
- » Thin seat stays for comfort-flex
- » Press-Fit fully integral bottom bracket for optimum STW values
- » Highly buckle-resistant carbon dropouts
- » Wider connection of chain stays, down tube and seat tube to bottom bracket - maximum rigidity
- » Interior routed brake cable
- » Anti chain-suck plate on right chain stay
- » Frame Save System - interchangeable Hanger with thread in hanger
- » Water bottle bosses to seat and down tube option
- » Top finish multilayer wet lacquer sealed
- » In these equipment configurations only available with conventional seatpost
- » Meets new EU standards - tested to Velotech DINPlus
- » Sizes available: 50, 53, 56, 58, 60, 62, sloping; also available as frame set

- » Acros AI-71 fully integral head set for increased durability and performance specially designed for conical steering tube
- » Syntace Racelite Carbon - ergonomic oversized compact-design handlebars with optimum grip distance to brake and gearshift levers in CUBE CUSTOM DESIGN
- » Campagnolo Super Record carbon full equipment - 22-speed
- » Fi'zi:k Arione Carbon - very light yet comfortable saddle with even pressure distribution
- » Syntace P6 carbon seatpost with stepless adjustment, very light and stable
- » XENTIS SQUAD 4.2 CUBE EDITION - carbon wheel set for wire-rim tyres - light and good aerodynamic characteristics due to 42mm high profile (approx. 1300g)
- » Schwalbe Ultrero R Kevlar - very light tyres with patented protection belt

RECOMMENDATION

- » Crash Replacement Warranty on frame and forks (see Service Section)

SPARES

- » 60203 Chainsuck Protector-Shield
- » 10131 Hanger red/10106 black

EQUIPMENT FEATURES

- » Easton EC90 SL CNT fully carbon forks with conical steering tube 1 1/8" - 1 1/2" and carbon dropouts - light, rigid and reliable



BLACK 'N' GREEN LINE

RACE
CYCLOCROSS

super competition RACING

hpc SUPER

advanced TWIN MOLD

FSS FRAME SAVE DESIGN

wet paint SURFACE

press fit BB

TS TAPERED STEERER

LITENING SUPER HPC SL

art.nr.	Team Line 182601/Black'n'Green Line 182600
frame	HPC Monacoque Advanced Twin Mold Technology
size	50, 53, 56, 58, 60, 62, sloping, Frameset available
color	Team Line or Black'n'Green Line
fork	Easton EC90 SL CNT Full Carbon 1 1/8" - 1 1/2"
headset	Arcos AI-71 Integrated
stem	Syntace F109 Oversized
handlebar	Syntace Racelite Carbon Oversized
handlebar tape	CUBE Grip Control
rear derailleur	Campagnolo Super Record
front derailleur	Campagnolo Super Record 2-speed, Braze
	STI Campagnolo Super Record Ergopower, 11-speed
brakes	Campagnolo Super Record
cranks	Campagnolo Super Record 53x39, Press-Fit BB
cassette	Campagnolo Super Record 12-25, 11-speed
chain	Campagnolo Super Record
wheelset	Xentis Squad 4.2 - CUBE EDITION for Clincher
tires	Schwalbe Ultremo R Kevlar 23x622
inner tubes	Schwalbe RR light SV20
rim tape	Schwalbe 16-622
pedals	none
saddle	Fizik Arione CX Carbon
seatpost	Syntace P6 Carbon 31.6mm
seatclamp	Scape Close 34.9mm
weight *	6.70 kg





RACE
CYCLOCROSS

High-performance racing bike in carbon for professional racers and light-design enthusiasts for competition and high-performance sport.

FRAME FEATURES

- » High Performance Composite Monocoque carbon frame
- » RFR geometry with sportingly raked seating position - for maximum forward drive and agile ride characteristic
- » Advanced Twin Mold Technology for maximum control of wall thickness and resin content in the entire frame
- » Conical head tube 1.5 - 1 1/8 for optimum rigidity values and optimum power flow with high level of safety
- » Oversized carbon tubes on main frame and chain stays - for maximum stability and optimum STW values
- » Thin seat stays for comfort-flex
- » Press-Fit fully integral bottom bracket for optimum STW values
- » Highly buckle-resistant carbon dropouts
- » Wider connection of chain stays, down tube and seat tube to bottom bracket - maximum rigidity
- » Interior routed brake cable
- » Anti chain-suck plate on right chain stay
- » Frame Save System - interchangeable Hanger with thread in hanger
- » Water bottle bosses to seat and down tube option
- » Top finish multilayer wet lacquer sealed
- » In these equipment configurations only available with conventional seatpost
- » Meets new EU standards - tested to Velotech DINPlus
- » Sizes available: 50, 53, 56, 58, 60, 62, sloping; also available as frame set

EQUIPMENT FEATURES

- » Easton EC90 SL CNT fully carbon forks with conical steering tube 1 1/8" - 1 1/2 and carbon dropouts - light, rigid and reliable

- » Acros AI-71 fully integral head set for increased durability and performance specially designed for conical steering tube
- » Syntace Racelite Carbon - ergonomic oversized compact-design handlebars with optimum grip distance to brake and gearshift levers in CUBE CUSTOM DESIGN
- » Shimano Dura Ace full equipment - 20-speed
- » Fi'zi:k Arione Carbon - very light yet comfortable saddle with even pressure distribution
- » Syntace P6 carbon seatpost with stepless adjustment, very light and stable
- » CUBE HP AERO - aerodynamic high-performance wheel set with reduced number of spokes, light and rigid
- » Schwalbe Ultremo R Kevlar - very light tyres with patented protection belt

WHEEL OPTIONS

- » Lightweight Standard III - carbon wheel set for tubed tyres in CUBE CUSTOM DESIGN in conjunction with Schwalbe Ultremo tubed tyres
- » XENTIS SQUAD 4.2 - carbon wheel set for wire rim tyres - light and aerodynamic (approx. 1300g)

RECOMMENDATION

- » Crash Replacement Warranty on frame and forks (see Service Section)

SPARES

- » 60203 Chainsuck Protector-Shield
- » 10131 Hanger red



TEAM LINE
LIGHTWEIGHT

RACE
CYCLOCROSS

super competition RACING

hpc SUPER

advanced TWIN MOLD

FSS FRAME SAVE SYSTEM

wet paint SURFACE

press fit BB

TS TAPERED STEERER

LITENING SUPER HPC RACE

art.nr.	Team Line Lweight WS 181413/Team Line CUBE HP 181411/ Team Line SQUAD 181414/ Black Line SQUAD 181404/ Black Line CUBE HP 181401
frame	HPC Monocoque Advanced Twin Mold Technology
size	50, 53, 56, 58, 60, 62, sloping, Frameset available
color	Team Line or Black Line
fork	Easton EC90 SL CNT Full Carbon 1 1/8" - 1 1/2"
headset	Acros AI-71 Integrated
stem	Syntace F109 Oversized
handlebar	Syntace Racelite Carbon Oversized
handlebar tape	CUBE Grip Control
rear derailleur	Shimano Dura Ace RD-7900SS
front derailleur	Shimano Dura Ace FD-7900F 2-speed, Braze
STI	Shimano Dura Ace ST-7900, 10-speed
brakes	Shimano Dura Ace BR-7900
cranks	Shimano Dura Ace FC-7900 Hollowtech II 53x39, Press-Fit BB
cassette	Shimano Dura Ace CS-7900 12-25, 10-speed
chain	Shimano Dura Ace CN-7900
wheelset	CUBE HP Aero by Citec
tires	Schwalbe Ultremo R Kevlar 23x622
inner tubes	Schwalbe RR light SV20
rim tape	Schwalbe 16-622
pedals	none
saddle	Fi'zi:k Arione CX Carbon
seatpost	Syntace P6 Carbon 31.6mm
seatclamp	Scape Close 34.9mm
wheel option	Lightweight Standard III - CUBE EDITION for Tubular/ Xentis Squad 4.2 - CUBE EDITION for Clincher
weight *	6.40 kg (Lightweight)





High-performance racing bike in carbon for professional racers and light-design enthusiasts for competition and high-performance sport.

FRAME FEATURES

- » High Performance Composite Monocoque carbon frame
- » RFR geometry with sportingly raked seating position - for maximum forward drive and agile ride characteristic
- » Advanced Twin Mold Technology for maximum control of wall thickness and resin content in the entire frame
- » Conical head tube 1.5 - 1 1/8 for optimum rigidity values and optimum power flow with high level of safety
- » Oversized carbon tubes on main frame and chain stays - for maximum stability and optimum STW values
- » Thin seat stays for comfort-flex
- » Press-Fit fully integral bottom bracket for optimum STW values
- » Highly buckle-resistant carbon dropouts
- » Wider connection of chain stays, down tube and seat tube to bottom bracket - maximum rigidity
- » Interior routed brake cable
- » Anti chain-suck plate on right chain stay
- » Frame Save System - interchangeable Hanger with thread in hanger
- » Water bottle bosses to seat and down tube option
- » Top finish multilayer wet lacquer sealed
- » In these equipment configurations only available with conventional seatpost
- » Meets new EU standards - tested to Velotech DINPlus
- » Sizes available: 50, 53, 56, 58, 60, 62, sloping; also available as frame set

EQUIPMENT FEATURES

- » Easton EC90 SL CNT fully carbon forks with conical steering tube 1 1/8" - 1 1/2 and carbon dropouts - light, rigid and reliable

- » Acros AI-71 fully integral head set for increased durability and performance specially designed for conical steering tube
- » Syntace Racelite Carbon - ergonomic oversized compact-design handlebars with optimum grip distance to brake and gearshift levers in CUBE CUSTOM DESIGN
- » New Shimano Ultegra equipment - 20-speed
- » Fi'zi:k Aliante Delta - comfortable saddle with even pressure distribution
- » Syntace P6 carbon seatpost with stepless adjustment, very light and stable
- » CUBE HP AERO - aerodynamic high-performance wheel set with reduced number of spokes, light and rigid
- » Schwalbe Ultremo R Kevlar - very light tyres with patented protection belt
- » Optionen
- » Dual classic (Team Line): FSA SL-K Light Megaexo Carbon 50x34Z
- » Dual classic (Black Line): FSA SL-K Light Megaexo Carbon 50x34Z

WHEEL OPTIONS

- » Reynolds Attack - carbon wheel set for wire-rim tyres - light and aerodynamic

RECOMMENDATION

- » Crash Replacement Warranty on frame and forks (see Service Section)

SPARES

- » 60203 Chainsuck Protector-Shield
- » 10131 Hanger red



**BLACK LINE
COMPACT
REYNOLDS ATTACK**

RACE
CYCLOCROSS

super competition RACING

hpc SUPER

advanced TWIN MOLD

FSS FRAME SAVE SYSTEM

wet paint SURFACE

press fit BB

TS TAPERED STEERER

LITENING SUPER HPC PRO 2-speed

art.nr. Team Line REYN WS 180116/ Team Line CUBE HP 180115

frame	HPC Monocoque Advanced Twin Mold Technology
size	50, 53, 56, 58, 60, 62, sloping, Frameset available
color	Team Line
fork	Easton EC90 SL CNT Full Carbon 1 1/8" - 1 1/2"
headset	Acros AI-71 Integrated
stem	Syntace F109 Oversized
handlebar	Syntace Racelite Carbon Oversized
handlebar tape	CUBE Grip Control
rear derailleur	Shimano Ultegra RD-6700SS
front derailleur	Shimano Ultegra FD-6700F 2-speed, Braze
	STI Shimano Ultegra ST-6700, 10-speed
brakes	Shimano Ultegra BR-6700
cranks	FSA SL-K Light Megaexo Carbon 53x39, Press-Fit BB
cassette	Shimano Ultegra CS-6700 12-25, 10-speed
chain	Shimano Ultegra CN-6700
wheelset	CUBE HP Aero by Citec
tires	Schwalbe Ultremo R Kevlar 23x622
inner tubes	Schwalbe RR light SV20
rim tape	Schwalbe 16-622
pedals	none
saddle	Fi'zi:k Aliante Delta
seatpost	Syntace P6 Carbon 31.6mm
seatclamp	Scape Close 34.9mm
wheel option	Reynolds Attack Carbon for Clincher
weight *	7,00 kg (Reynolds)

LITENING SUPER HPC PRO Compact

Black Line REYN WS 180206/ Black Line CUBE HP 180205

frame	HPC Monocoque Advanced Twin Mold Technology
size	50, 53, 56, 58, 60, 62, sloping, Frameset available
color	Black Line
fork	Easton EC90 SL CNT Full Carbon 1 1/8" - 1 1/2"
headset	Acros AI-71 Integrated
stem	Syntace F109 Oversized
handlebar	Syntace Racelite Carbon Oversized
handlebar tape	CUBE Grip Control
rear derailleur	Shimano Ultegra RD-6700SS
front derailleur	Shimano Ultegra FD-6700F 2-speed, Braze
	Shimano Ultegra ST-6700, 10-speed
brakes	Shimano Ultegra BR-6700
cranks	FSA SL-K Light Megaexo Carbon Compact 50x34, Press-Fit BB
cassette	Shimano Ultegra CS-6700 12-25, 10-speed
chain	Shimano Ultegra CN-6700
wheelset	CUBE HP Aero by Citec
tires	Schwalbe Ultremo R Kevlar 23x622
inner tubes	Schwalbe RR light SV20
rim tape	Schwalbe 16-622
pedals	none
saddle	Fi'zi:k Aliante Delta
seatpost	Syntace P6 Carbon 31.6mm
seatclamp	Scape Close 34.9mm
wheel option	Reynolds Attack Carbon for Clincher
weight *	7,30 kg (CUBE HP Aero)





Titanium is a relatively new material, it has been in commercial use since the 50's. Main reason is the difficulties encountered in working titanium: high wear on machinery and high energy costs.

Titanium is ideally suited for heavy-duty parts, that have to withstand enormous forces - AND have to be lightweight. As raw titanium cannot be used in an industrial format, several alloys have been created.

Titanium, or better put: titanium alloys, have many advantages for frame building:

Titanium is an extremely resilient material, with low density. Also it is corrosion resistant and will not age in use. The structure of its molecules

alloy titanium to have a built-in 'spring' quality - in fact, a titanium frame will dampen road vibrations and bumps, before they even reach the rider. Next to this important advantage, titanium can absorb smaller dents and scrapes - the material will return to its original shape. Comfort, elasticity, ridgedness and lightweight, make titanium ideally suited for building hard-tail frames!

*For the **LITENING HPT** we use the 6Al/4V aerospace alloy. An extremely lightweight alloy, with high elasticity. Only the most exclusive frame can be built from this material*

The Titanium Fold Performance Technology is used to create ultra thin, lightweight tubing, which can be pre-programmed to take the load in their destined location in the frame. Compared to carbon frames, these triple butted

tubes have extraordinary stiffness ratios, but a much higher rider comfort level.

The steerer tubes on our model are mitered, as to increase stiffness and reduce weight even further. It also has a sports geometry, lightly sloping top-tube and a rocksteady ride!

Our titanium racer oozes quality: from the perfect welds to the engraved CUBE logo - craftsmanship is obvious! And to underpin this, we have used white as an accent colour on our titanium frame: a sign of pureness...



RACE
CYCLOCROSS





RACE
CYCLOCROSS

Comfortable quality racing bike in titanium for use in professional racing and for riders with upmarket demands.

FRAME FEATURES

- » High -performance Titanium 3ALU2.5V USA Aerospace, triple butted
- » RFR geometry with sportingly raked seating position - for maximum forward drive and agile ride characteristic
- » STW-optimised tube profiles due to oversize cross-sections and cross-ovalisation for maximum stability
- » Turned head tube profile - weight saving due to reduced material content
- » Filigree welds
- » Highly buckle-resistant CNC machined 3D titanium dropouts
- » Titanium cable stops
- » Water bottle bosses to seat and down tube option
- » Titanium finish, partly multilayer impact-resistant powder-coated
- » Meets new EU standards - tested to Velotech DINPlus
- » Sizes available: 53, 56, 58, 60, 62, semi-sloping; also available as frame set

EQUIPMENT FEATURES

- » Easton EC90 SL CNT fully carbon forks - light and rigid
- » Acros AH-02 head set for increased durability and performance
- » Syntace Racelite 2014 - high-quality ergonomic aluminium compact-design handlebars with optimum grip distance to brake and gearshift levers
- » New Shimano Ultegra equipment - 20-speed
- » dual compact: FSA SL-K Light Megaexo Carbon 50x34Z
- » Fi'zi:k Aliante Delta - comfortable saddle with even pressure distribution

- » Easton Vista SL wheel set for wire-rim tyres - light and aerodynamic
- » Schwalbe Ultremo R Kevlar - very light tyres with patented protection belt

RECOMMENDATION

- » Crash Replacement Warranty on forks (see Service Section)

SPARES

- » 10131 Hanger red



TITAN 'N' WHITE

RACE
CYCLOCROSS

 super competition RACING
  hp
  FSS
  powder COATED

LITENING HPT

art.nr.	184000
frame	HPT Titan 3AL/2.5V USA Aerospace Triple Butted
size	53, 56, 58, 60, 62, semisloping, Frameset available
color	Titan 'n' White
fork	Easton EC90 SL CNT Full Carbon
headset	Acros AH-02
stem	Syntace F149 Oversized
handlebar	Syntace Racelite 2014 Oversized
handlebar tape	CUBE Grip Control
rear derailleur	Shimano Ultegra RD-6700SS
front derailleur	Shimano Ultegra FD-6700BL 2-speed, Clamp 34.9mm
brakes	STI Shimano Ultegra ST-6700, 10-speed
brakes	Shimano Ultegra BR-6700
cranks	FSA SL-K Light Megaexo Carbon Compact 50x34, Integrated BB
cassette	Shimano Ultegra CS-6700 12-25, 10-speed
chain	Shimano Ultegra CN-6700
wheelset	Easton Vista SL
tires	Schwalbe Ultremo R Kevlar 23x622
inner tubes	Schwalbe RR light SV20
rim tape	none
pedals	none
saddle	Fizik Aliante Delta
seatpost	Syntace P6 Aluminium 31.6mm
seatclamp	Scape Close 34.9mm
weight *	7,50 kg



RACE
CYCLOCROSS

Pro Composite Series - AGREE GTC

The AGREE GTC frame is a completely new development. In the frame we have incorporated our experience gained from the predecessor model and the highlights of last year's LITENING HPC. Combined with the new dynamic Cube styling we have put a comfort-oriented racer on the road.

The AGREE GTC's monocoque construction using our Twin Mold technology guarantees even layer structure and prevents dangerous folding on the inside of the frame. At

the same time the resin content is reduced to its bare minimum.

A conical steering tube offers outstanding steering head rigidity which gives the rider a feeling of security in any situation and absolute control in conjunction with the EASTON EC70 forks.

Use of the Shimano Press-Fit inner bearing gives us the ability to design an extremely wide bottom bracket bearing housing which can be integrated at maximum width into the chain stays and down tube. In that way the carbon fibres can run very evenly along the bottom bracket and thus create a perfect

distribution of forces to the steering tube and into the chain stays.

Wafer-thin seat stays together with a comfortable carbon fibre layer structure in the chain stays provide outstanding comfort even on rough road surfaces. This also makes long-distance rides extremely comfortable and for that reason is the ideal travelling companion for ambitious racers and marathon riders.



Pro Series - AGREE HPA

We have completely re-engineered our AGREE HPA for the 2010 model year. The frame is manufactured from high-quality, triple-buttet High Performance Aluminium 7005 and 6061 tubing shaped using Advanced Hydroforming.

Crammed full with the latest technology such as a conical steering tube for maximum steering head rigidity and a press-fit bottom bracket inner bearing for the greatest possible bearing stability it offers everything to be desired from a thoroughbred racing machine: full forward drive, precise handling.

Newly developed Aero Flex seat stays are laterally ovalised towards the seat tube for greater comfort and longitudinally ovalised at the dropout for minimum aerodynamic drag.

All control cables are routed fully within the frame. The gearshift cable even leaves the frame tube only at the dropout. For this we have taken advantage of the enlarged bottom bracket diameter and diverted the cables in the bottom bracket housing.

The inherent qualities of the AGREE HPA are borne out by the dynamic styling and even on the stand awaken the desire for speed.





Carbon racing bike with genes from Litening big brother for professionals and rider with an affinity for technology for racing and touring.

FRAME FEATURES

- » Gran Turismo Modular Fibre Tech Monocoque carbon frame
- » RFR geometry with sportingly raked seating position - for maximum forward drive and agile ride characteristic
- » Twin Mold Technology for control of wall thickness and resin content at particularly stressed frame areas
- » Conical head tube 1.5 - 1 1/8 for optimum rigidity values and optimum power flow with high level of safety
- » Oversized carbon tubes on main frame and chain stays - for maximum stability and optimum STW values
- » Thin seat stays for comfort-flex
- » Press-Fit fully integral bottom bracket for optimum STW values
- » Highly buckle-resistant aluminium dropouts
- » Wider connection of chain stays, down tube and seat tube to bottom bracket - maximum rigidity
- » Interior routed brake cable
- » Anti chain-suck plate on right chain stay
- » Frame Save System - interchangeable Hanger with thread in hanger
- » Water bottle bosses to seat and down tube option
- » Top finish multilayer wet lacquer sealed
- » Meets new EU standards - tested to Velotech DINPlus
- » Sizes available: 50, 53, 56, 58, 60, 62, sloping; also available as frame set

EQUIPMENT FEATURES

- » Easton EC70 SL CNT carbon forks with conical steering tube 1 1/8" - 1 1/2 and carbon dropouts - light, rigid and reliable

- » FSA Orbit Z T fully integral head set- stable and durable due to industrial quality bearing specially designed for conical steering tube
- » Syntace Racelite Carbon - ergonomic oversized compact-design handlebars with optimum grip distance to brake and gearshift levers in CUBE CUSTOM DESIGN
- » New Shimano Ultegra equipment - 20-speed
- » Fi'zi:k Aliante Delta - comfortable saddle with even pressure distribution
- » Syntace P6 carbon seatpost with stepless adjustment, very light and stable
- » CUBE HP AERO - aerodynamic high-performance wheel set with reduced number of spokes, light and rigid
- » Schwalbe Ultremo R Kevlar - very light tyres with patented protection belt

OPTIONS

- » Dual classic: FSA SL-K Light Megaexo Carbon 50x34Z
- » Dual compact: FSA SL-K Light Megaexo Carbon 50x34Z

RECOMMENDATION

- » Crash Replacement Warranty on frame and forks (see Service Section)

SPARES

- » 60203 Chainsuck Protector-Shield
- » 10131 Hanger red



CARBON RED PRINT
COMPACT

RACE
CYCLOCROSS

gTC GROUP SET | ready for race GEOMETRY | FFS FORME SPY | wet paint SURFACE | press fit BB | TS TWISSOT | twin mold TECHNOLOGY

AGREE GTC SL 2-speed

art.nr.	179100
frame	GTC Monocoque Advanced Twin Mold Technology
size	50, 53, 56, 58, 60, 62, stoping, Frameset available
color	Carbon Red Print
fork	Easton EC70 SL CNT Carbon 1 1/8" - 1 1/2"
headset	FSA Orbit I-T
stem	Syntace F109 Oversized
handlebar	Syntace Racelite Carbon Oversized
handlebar tape	CUBE Grip Control
rear derailleur	Shimano Ultegra RD-6700SS
front derailleur	Shimano Ultegra FD-6700BL 2-speed, Clamp 34.9mm
STI	Shimano Ultegra ST-6700, 10-speed
brakes	Shimano Ultegra BR-6700
cranks	FSA SL-K Light Megaexo Carbon 53x39, Press-Fit BB
cassette	Shimano Ultegra CS-6700 12-25, 10-speed
chain	Shimano Ultegra CN-6700
wheelset	CUBE HP Aero by Citec
tires	Schwalbe Ultremo R Kevlar 23x622
inner tubes	Schwalbe RR light SV20
rim tape	Schwalbe 16-622
pedals	none
saddle	Fizik Aliante Delta
seatpost	Syntace P6 Carbon 31.6mm
seatclamp	Scape Close 34.9mm
weight *	7,65 kg

AGREE GTC SL Compact

art.nr.	179200
frame	GTC Monocoque Advanced Twin Mold Technology
size	50, 53, 56, 58, 60, 62, stoping, Frameset available
color	Carbon Red Print
fork	Easton EC70 SL CNT Carbon 1 1/8" - 1 1/2"
headset	FSA Orbit I-T
stem	Syntace F109 Oversized
handlebar	Syntace Racelite Carbon Oversized
handlebar tape	CUBE Grip Control
rear derailleur	Shimano Ultegra RD-6700SS
front derailleur	Shimano Ultegra FD-6700BL 2-speed, Clamp 34.9mm
STI	Shimano Ultegra ST-6700, 10-speed
brakes	Shimano Ultegra BR-6700
cranks	FSA SL-K Light Megaexo Carbon Compact 50x34, Press-Fit BB
cassette	Shimano Ultegra CS-6700 12-25, 10-speed
chain	Shimano Ultegra CN-6700
wheelset	CUBE HP Aero by Citec
tires	Schwalbe Ultremo R Kevlar 23x622
inner tubes	Schwalbe RR light SV20
rim tape	Schwalbe 16-622
pedals	none
saddle	Fizik Aliante Delta
seatpost	Syntace P6 Carbon 31.6mm
seatclamp	Scape Close 34.9mm
weight *	7,65 kg





Carbon racing bike with genes from Liteking big brother for professionals and rider with an affinity for technology for racing and touring.

FRAME FEATURES

- » Gran Turismo Modular Fibre Tech Monocoque carbon frame
- » RFR geometry with sportingly raked seating position - for maximum forward drive and agile ride characteristic
- » Twin Mold Technology for control of wall thickness and resin content at particularly stressed frame areas
- » Conical head tube 1.5 - 1 1/8 for optimum rigidity values and optimum power flow with high level of safety
- » Oversized carbon tubes on main frame and chain stays - for maximum stability and optimum STW values
- » Thin seat stays for comfort-flex
- » Press-Fit fully integral bottom bracket for optimum STW values
- » Highly buckle-resistant aluminium dropouts
- » Wider connection of chain stays, down tube and seat tube to bottom bracket - maximum rigidity
- » Interior routed brake cable
- » Anti chain-suck plate on right chain stay
- » Frame Save System - interchangeable Hanger with thread in hanger
- » Water bottle bosses to seat and down tube option
- » Top finish multilayer wet lacquer sealed
- » Meets new EU standards - tested to Velotech DINplus
- » Sizes available: 50, 53, 56, 58, 60, 62, sloping; also available as frame set

EQUIPMENT FEATURES

- » Easton EC70 SL CNT carbon forks with conical steering tube 1 1/8" - 1 1/2 and carbon dropouts - light, rigid and reliable

- » FSA Orbit Z T fully integral head set - stable and durable due to industrial quality bearing specially designed for conical steering tube
- » Syntace Racelite 2014 - high-quality ergonomic aluminium compact-design handlebars with optimum grip distance to brake and gearshift levers
- » New Shimano Ultegra equipment - 10-speed
- » RFR Natural Shape 0.1 R - comfortable sports saddle in CUBE CUSTOM DESIGN
- » Syntace P6 - aluminium seatpost with stepless adjustment, light and stable
- » FSA Gossamer Brakeset- light easily applied brakes
- » Schwalbe Ultrero R Kevlar - very light tyres with patented protection belt
- » Easton Vista SL wheel set for wire-rim tyres - light and aerodynamic

OPTIONS

- » Dual classic: New Ultegra 53x39Z
- » Dual compact: New Ultegra 50x39Z
- » Dual classic: New Ultegra 50x39x30Z

RECOMMENDATION

- » Crash Replacement Warranty on frame and forks (see Service Section)

SPARES

- » 60203 Chainsuck Protector-Shield
- » 10106 Hanger black



CARBON 'N' WHITE
COMPACT

RACE
CYCLOCROSS

gTC ready for race GEOMETRV FSS FORME SPYE SYSTEM wet paint SURFACE press fit BB TS TIGERED STEEL TWIN MOLD TECHNOLOGY

**AGREE GTC RACE
2-speed**

art.nr. 178100
 frame GTC Monocoque Advanced Twin Mold Technology
 size 50, 53, 56, 58, 60, 62, sloping, Frameset available
 color Carbon 'n' White
 fork Easton EC70 SL CNT Carbon 1 1/8" - 1 1/2"
 headset FSA Orbit I-T
 stem Syntace F149 Oversized
 handlebar Syntace Racelite 2014 Oversized
 handlebar tape CUBE Grip Control
 rear derailleur Shimano Ultegra RD-6700SS
 front derailleur Shimano Ultegra FD-6700BL 2-speed, Clamp 34.9mm
 STI Shimano Ultegra ST-6700, 10-speed
 brakes FSA Gossamer
 cranks Shimano Ultegra FC-6700 Hollowtech II 53x39, Press-Fit BB
 cassette Shimano Ultegra CS-6700 11-28, 10-speed
 chain Shimano Ultegra CN-6700
 wheelset Easton Vista SL
 tires Schwalbe Ultremo R Kevlar 23x622
 inner tubes Schwalbe RR light SV20
 rim tape none
 pedals none
 saddle RFR Natural Shape 0.1 R
 seatpost Syntace P6 Aluminium 31.6mm
 seatclamp Scape Close 34.9mm
 weight * 7,80 kg

**AGREE GTC RACE
3-speed**

178300
 GTC Monocoque Advanced Twin Mold Technology
 50, 53, 56, 58, 60, 62, sloping, Frameset available
 Carbon 'n' White
 Easton EC70 SL CNT Carbon 1 1/8" - 1 1/2"
 FSA Orbit I-T
 Syntace F149 Oversized
 Syntace Racelite 2014 Oversized
 CUBE Grip Control
 Shimano Ultegra RD-6700GS
 Shimano Ultegra FD-6703BL 3-speed, Clamp 34.9mm
 Shimano Ultegra ST-6703 10-speed
 FSA Gossamer
 Shimano Ultegra FC-6703 Hollowtech II 52x39x30, Press-Fit BB
 Shimano Ultegra CS-6700 11-28, 10-speed
 Shimano Ultegra CN-6700
 Easton Vista SL
 Schwalbe Ultremo R Kevlar 23x622
 Schwalbe RR light SV20
 none
 none
 RFR Natural Shape 0.1 R
 Syntace P6 Aluminium 31.6mm
 Scape Close 34.9mm
 7,85 kg

**AGREE GTC RACE
Compact**

178200
 GTC Monocoque Advanced Twin Mold Technology
 50, 53, 56, 58, 60, 62, sloping, Frameset available
 Carbon 'n' White
 Easton EC70 SL CNT Carbon 1 1/8" - 1 1/2"
 FSA Orbit I-T
 Syntace F149 Oversized
 Syntace Racelite 2014 Oversized
 CUBE Grip Control
 Shimano Ultegra RD-6700SS
 Shimano Ultegra FD-6700BL 2-speed, Clamp 34.9mm
 Shimano Ultegra ST-6700, 10-speed
 FSA Gossamer
 Shimano Ultegra FC-6750 Hollowtech II Compact 50x34, Press-Fit BB
 Shimano Ultegra CS-6700 12-25, 10-speed
 Shimano Ultegra CN-6700
 Easton Vista SL
 Schwalbe Ultremo R Kevlar 23x622
 Schwalbe RR light SV20
 none
 none
 RFR Natural Shape 0.1 R
 Syntace P6 Aluminium 31.6mm
 Scape Close 34.9mm
 7,80 kg





Carbon racing bike with genes from Litening big brother for professionals and rider with an affinity for technology for racing and touring.

FRAME FEATURES

- » Gran Turismo Modular Fibre Tech Monocoque carbon frame
- » RFR geometry with sportingly raked seating position - for maximum forward drive and agile ride characteristic
- » Twin Mold Technology for control of wall thickness and resin content at particularly stressed frame areas
- » Conical head tube 1.5 - 1 1/8 for optimum rigidity values and optimum power flow with high level of safety
- » Oversized carbon tubes on main frame and chain stays - for maximum stability and optimum STW values
- » Thin seat stays for comfort-flex
- » Press-Fit fully integral bottom bracket for optimum STW values
- » Highly buckle-resistant aluminium dropouts
- » Wider connection of chain stays, down tube and seat tube to bottom bracket - maximum rigidity
- » Interior routed brake cable
- » Anti chain-suck plate on right chain stay
- » Frame Save System - interchangeable Hanger with thread in hanger
- » Water bottle bosses to seat and down tube option
- » Top finish multilayer wet lacquer sealed
- » Meets new EU standards - tested to Velotech DINplus
- » Sizes available: 50, 53, 56, 58, 60, 62, sloping; also available as frame set

EQUIPMENT FEATURES

- » Easton EC70 SL CNT carbon forks with conical steering tube 1 1/8" - 1 1/2 and carbon dropouts - light, rigid and reliable

- » FSA Orbit Z T fully integral head set - stable and durable due to industrial quality bearing specially designed for conical steering tube
- » FSA OS190 oversized front extension - extremely buckle-resistant
- » FSA Wing Compact light handlebar for comfortable manipulation and with optimum grip distance to brake and gearshift levers
- » New Shimano Ultegra equipment - 10-speed
- » FSA Gossamer Brakeset- light easily applied brakes
- » Fulcrum Racing 7 wheel set for wire-rim tyres - aerodynamic
- » Schwalbe Ultremo - wire rim tyres with low roll resistance, good adhesion and comfort

OPTIONS

- » Dual classic: FSA Gossamer Light, Megaexo 53x39Z
- » Dual compact: FSA Gossamer Light, Megaexo 53x34Z
- » Triple compact: FSA Gossamer Light, Megaexo 53x39x30Z

RECOMMENDATION

- » Crash Replacement Warranty on frame and forks (see Service Section)

SPARES

- » 60203 Chainsuck Protector-Shield
- » 10131 Hanger red



**WHITE 'N' CARBON
COMPACT**

**RACE
CYCLOCROSS**

| GEOMETRV | FSS FORME SPYE SYSTEM | wet paint SURFACE | press fit BB | TS TUBED STEERER | twin mold TECHNOLOGY

AGREE GTC PRO 2-speed

art.nr. 177100
 frame *GTC Monocoque Advanced Twin Mold Technology*
 size 50, 53, 56, 58, 60, 62, sloping, Frameset available
 color *White'n'Carbon*
 fork *Easton EC70 SL CNT Carbon 1 1/8" - 1 1/2"*
 headset *FSA Orbit I-T*
 stem *FSA OS190 Oversized*
 handlebar *FSA Wing Compact Oversized*
 handlebar tape *CUBE Grip Control*
 rear derailleur *Shimano Ultegra RD-6700SS*
 front derailleur *Shimano Ultegra FD-6700BL 2-speed, Clamp 34.9mm*
 STI *Shimano Ultegra ST-6700, 10-speed*
 brakes *FSA Gossamer*
 cranks *FSA Gossamer Pro Megaexo 53x39, Press-Fit BB*

cassette *Shimano Ultegra CS-6700 11-28, 10-speed*
 chain *Shimano Ultegra CN-6700*
 wheelset *Fulcrum Racing 7*
 tires *Schwalbe Ultremo 23x622*
 inner tubes *Impac RR SV15*
 rim tape *none*
 pedals *none*
 saddle *RFR Natural Shape 0.1 R*
 seatpost *FSA SL280 31.6mm*
 seatclamp *Scape Close 34.9mm*
 weight * *7.90 kg*

AGREE GTC PRO 3-speed

art.nr. 177300
 frame *GTC Monocoque Advanced Twin Mold Technology*
 size 50, 53, 56, 58, 60, 62, sloping, Frameset available
 color *White'n'Carbon*
 fork *Easton EC70 SL CNT Carbon 1 1/8" - 1 1/2"*
 headset *FSA Orbit I-T*
 stem *FSA OS190 Oversized*
 handlebar *FSA Wing Compact Oversized*
 handlebar tape *CUBE Grip Control*
 rear derailleur *Shimano Ultegra RD-6700GS*
 front derailleur *Shimano Ultegra FD-6703BL 3-speed, Clamp 34.9mm*
 Shimano Ultegra ST-6703 10-speed
 brakes *FSA Gossamer*
 cranks *FSA Gossamer Pro Megaexo 50x39x30, Press-Fit BB*

cassette *Shimano Ultegra CS-6700 11-28, 10-speed*
 chain *Shimano Ultegra CN-6700*
 wheelset *Fulcrum Racing 7*
 tires *Schwalbe Ultremo 23x622*
 inner tubes *Impac RR SV15*
 rim tape *none*
 pedals *none*
 saddle *RFR Natural Shape 0.1 R*
 seatpost *FSA SL280 31.6mm*
 seatclamp *Scape Close 34.9mm*
 weight * *7.95 kg*

AGREE GTC PRO Compact

art.nr. 177200
 frame *GTC Monocoque Advanced Twin Mold Technology*
 size 50, 53, 56, 58, 60, 62, sloping, Frameset available
 color *White'n'Carbon*
 fork *Easton EC70 SL CNT Carbon 1 1/8" - 1 1/2"*
 headset *FSA Orbit I-T*
 stem *FSA OS190 Oversized*
 handlebar *FSA Wing Compact Oversized*
 handlebar tape *CUBE Grip Control*
 rear derailleur *Shimano Ultegra RD-6700SS*
 front derailleur *Shimano Ultegra FD-6700BL 2-speed, Clamp 34.9mm*
 Shimano Ultegra ST-6700, 10-speed
 brakes *FSA Gossamer*
 cranks *FSA Gossamer Pro Megaexo Compact 50x34, Press-Fit BB*

cassette *Shimano Ultegra CS-6700 12-25, 10-speed*
 chain *Shimano Ultegra CN-6700*
 wheelset *Fulcrum Racing 7*
 tires *Schwalbe Ultremo 23x622*
 inner tubes *Impac RR SV15*
 rim tape *none*
 pedals *none*
 saddle *RFR Natural Shape 0.1 R*
 seatpost *FSA SL280 31.6mm*
 seatclamp *Scape Close 34.9mm*
 weight * *7.90 kg*





High-performance racing bike in High Performance Aluminium for professionals and keen sprint riders in marathons and touring.

FRAME FEATURES

- » High Performance Aluminium 7005 Hydroformed Triple Butted.
- » RFR geometry with sportingly raked seating position - for maximum forward drive and agile ride characteristic
- » head/down tubes produced by Advanced Hydroforming process - stability for optimised material content
- » Conical head tube 1.5 - 1 1/8 for optimum rigidity values and optimum power flow with high level of safety
- » Oversized cross-section head and down tubes - for optimum force flow and great steering head rigidity
- » Aero Flex Stays - cross-ovalised, thin seat stays for increased ride comfort and high lateral rigidity in upper area, aerodynamically optimised in lower section.
- » Press-Fit fully integral bottom bracket for optimum STW values
- » Advanced Inner Cable Routing - clean look and gearshift cables completely protected from dirt
- » Highly buckle-resistant aluminium dropouts with gearshift cable exit on chain side
- » Wider connection of chain stays, down tube and seat tube to bottom bracket - maximum rigidity
- » Interior routed brake cable
- » Frame Save System - interchangeable Hanger with thread in hanger
- » Water bottle bosses to seat and down tube option
- » Highly scratch-resistant Eloxal finish with laser design
- » Meets new EU standards - tested to Vetotech DINPlus
- » Sizes available: 50, 53, 56, 58, 60, 62, 64, sloping; also available as frame set

EQUIPMENT FEATURES

- » Easton EC70 SL CNT carbon forks with conical steering tube 1 1/8" - 1 1/2 and carbon dropouts - light, rigid and reliable
- » FSA Orbit Z T fully integral head set, stable and durable due to industrial quality bearing specially designed for conical steering tube
- » Syntace Racelite 2014 - high-quality ergonomic aluminium compact-design handlebars with optimum grip distance to brake and gearshift levers
- » New Shimano Ultegra full equipment - 10-speed
- » Syntace P6 - aluminium seatpost with stepless adjustment, light and stable
- » RFR Natural Shape 0.1 R - comfortable sports saddle in CUBE CUSTOM DESIGN
- » 11-28 comfort pinion set
- » Easton Vista SL wheel set for wire-rim tyres - light and aerodynamic
- » Schwalbe Ultremo R Kevlar - very light tyres with patented protection belt

OPTIONS

- » Dual compact: new Shimano Hollowtech II Ultegra crank with hollow chain ring 50x34Z
- » Dual classic: new Shimano Hollowtech II Ultegra crank with hollow chain ring 50x34Z

RECOMMENDATION

- » Crash Replacement Warranty on forks (see Service Section)

SPARES

- » 10131 Hanger red



**BLACK ANODIZED
COMPACT**

RALE
CYCLOCROSS

hpa | ready for race GEOMETRY | FSS | advanced | integrated cable ROUTING | TS | onepiece | laser DESIGN SURFACE | anodized SURFACE | press fit BB | aero flex STAYS

AGREE SL 3-speed

- art.nr. **Black Anodized 17530/ White'n' Racing Red 175301**
- frame **HPA 7005 Hydroformed Triple Butted, Advanced Inner Cable Routing**
- size **50, 53, 56, 58, 60, 62, 64, semisloping, Frameset available**
- color **Black Anodized or White'n'Racing Red**
- fork **Easton EC70 SL CNT Carbon 1 1/8" - 1 1/2"**
- headset **FSA Orbit Z-T**
- stem **Syntace F139**
- handlebar **Syntace Racelite 2014**
- handlebar tape **CUBE Grip Control**
- rear derailleur **Shimano Ultegra RD-6700GS**
- front derailleur **Shimano Ultegra FD-6703BL 3-speed, Clamp 34.9mm**
- STI **Shimano Ultegra ST-6703 10-speed**
- brakes **Shimano Ultegra BR-6700**
- cranks **Shimano Ultegra FC-6703 Hollowtech II 52x39x30, Press-Fit BB**
- cassette **Shimano Ultegra CS-6700 12-25, 10-speed**
- chain **Shimano Ultegra CN-6700**
- wheelset **Easton Vista SL**
- tires **Schwalbe Ultremo R Kevlar 23x622**
- inner tubes **Schwalbe RR light SV20**
- rim tape **none**
- pedals **none**
- saddle **RFR Natural Shape 0.1 R**
- seatpost **Syntace P6 Aluminium 31.6mm**
- seatclamp **Scape Close 34.9mm**
- weight * **8.15 kg**

AGREE SL Compact

- art.nr. **Black Anodized 175200/ White'n' Racing Red 175201**
- frame **HPA 7005 Hydroformed Triple Butted, Advanced Inner Cable Routing**
- size **50, 53, 56, 58, 60, 62, 64, semisloping, Frameset available**
- color **Black Anodized or White'n'Racing Red**
- fork **Easton EC70 SL CNT Carbon 1 1/8" - 1 1/2"**
- headset **FSA Orbit Z-T**
- stem **Syntace F139**
- handlebar **Syntace Racelite 2014**
- handlebar tape **CUBE Grip Control**
- rear derailleur **Shimano Ultegra RD-6700SS**
- front derailleur **Shimano Ultegra FD-6700BL 2-speed, Clamp 34.9mm**
- STI **Shimano Ultegra ST-6700, 10-speed**
- brakes **Shimano Ultegra BR-6700**
- cranks **Shimano Ultegra FC-6750 Hollowtech II Compact 50x34, Press-Fit BB**
- cassette **Shimano Ultegra CS-6700 12-25, 10-speed**
- chain **Shimano Ultegra CN-6700**
- wheelset **Easton Vista SL**
- tires **Schwalbe Ultremo R Kevlar 23x622**
- inner tubes **Schwalbe RR light SV20**
- rim tape **none**
- pedals **none**
- saddle **RFR Natural Shape 0.1 R**
- seatpost **Syntace P6 Aluminium 31.6mm**
- seatclamp **Scape Close 34.9mm**
- weight * **8.10 kg**





High-performance racing bike in High Performance Aluminium for professionals and keen sprint riders in marathons and touring.

FRAME FEATURES

- » High Performance Aluminium 7005 Hydroformed Triple Butted.
- » RFR geometry with sportingly raked seating position - for maximum forward drive and agile ride characteristic
- » Head/down tubes produced by Advanced Hydroforming process - stability for optimised material content
- » Conical head tube 1.5 - 1 1/8 for optimum rigidity values and optimum power flow with high level of safety
- » Oversized cross-section head and down tubes - for optimum force flow and great steering head rigidity
- » Aero Flex Stays - cross-ovalised, thin seat stays for increased ride comfort and high lateral rigidity in upper area, aerodynamically optimised in lower section.
- » Press-Fit fully integral bottom bracket for optimum STW values
- » Advanced Inner Cable Routing - clean look and gearshift cables completely protected from dirt
- » Highly buckle-resistant aluminium dropouts with gearshift cable exit on chain side
- » Wider connection of chain stays, down tube and seat tube to bottom bracket - maximum rigidity
- » Interior routed brake cable
- » Frame Save System - interchangeable Hanger with thread in hanger
- » Water bottle bosses to seat and down tube option
- » Top finish multilayer wet lacquer sealed
- » Meets new EU standards - tested to Velotech DINPlus
- » Sizes available: 50, 53, 56, 58, 60, 62, 64, sloping; also available as frame set

EQUIPMENT FEATURES

- » Easton EC70 SL CNT carbon forks with conical steering tube 1 1/8" - 1 1/2 and carbon dropouts - light, rigid and reliable
- » FSA Orbit Z T fully integral head set, stable and durable due to industrial quality bearing specially designed for conical steering tube
- » Syntace Racelite 2014 - high-quality ergonomic aluminium compact-design handlebars with optimum grip distance to brake and gearshift levers
- » New Shimano Ultegra full equipment - 10-speed
- » Syntace P6 - aluminium seatpost with stepless adjustment, light and stable
- » RFR Natural Shape 0.1 R - comfortable sports saddle in CUBE CUSTOM DESIGN
- » 11-28 comfort pinion set
- » Easton Vista SL wheel set for wire-rim tyres - light and aerodynamic
- » Schwalbe Ultremo R Kevlar - very light tyres with patented protection belt

OPTIONS

- » Dual compact: new Shimano Hollowtech II Ultegra crank with hollow chain ring 50x34Z
- » Dual classic: new Shimano Hollowtech II Ultegra crank with hollow chain ring 53x39x30Z

RECOMMENDATION

- » Crash Replacement Warranty on forks (see Service Section)

SPARES

- » 10131 Hanger red



WHITE 'N' RACING RED
COMPACT

RACE
CYCLOCROSS

hpa | ready for race GEOMETRY | FSS | advanced | integrated cable ROUTING | TS | onepiece DESIGN | wet paint SURFACE | press fit BB | aero flex STAYS

AGREE PRO 3-speed

art.nr. 176300
 frame HPA 7005 Hydroformed Triple Butted, Advanced Inner Cable Routing
 size 50, 53, 56, 58, 60, 62, 64, semisloping, Frameset available
 color White'n'Racing Red
 fork Easton EC70 SL CNT Carbon 1 1/8" - 1 1/2"
 headset FSA Orbit Z-T
 stem FSA OS190 Oversized
 handlebar FSA Wing Compact Oversized
 handlebar tape CUBE Grip Control
 rear derailleur Shimano Ultegra RD-6700GS
 front derailleur Shimano Ultegra FD-6703BL 3-speed, Clamp 34.9mm
 STI Shimano Ultegra ST-6703 10-speed
 brakes Shimano Ultegra BR-6700
 cranks FSA Gossamer Pro Megaexo 50x39x30, Press-Fit BB
 cassette Shimano Ultegra CS-6700 12-25, 10-speed
 chain Shimano Ultegra CN-6700
 wheelsset Easton Vista SL
 tires Schwalbe Ultremo R Kevlar 23x622
 inner tubes Schwalbe RR light SV20
 rim tape none
 pedals none
 saddle RFR Natural Shape 0.1 R
 seatpost FSA SL280 31.6mm
 seatclamp Scape Close 34.9mm
 weight * 8,20 kg

AGREE PRO Compact

176200
 HPA 7005 Hydroformed Triple Butted, Advanced Inner Cable Routing
 50, 53, 56, 58, 60, 62, 64, semisloping, Frameset available
 White'n'Racing Red
 Easton EC70 SL CNT Carbon 1 1/8" - 1 1/2"
 FSA Orbit Z-T
 FSA OS190 Oversized
 FSA Wing Compact Oversized
 CUBE Grip Control
 Shimano Ultegra RD-6700SS
 Shimano Ultegra FD-6700BL 2-speed, Clamp 34.9mm
 Shimano Ultegra ST-6700, 10-speed
 Shimano Ultegra BR-6700
 FSA Gossamer Pro Megaexo Compact 50x34, Press-Fit BB
 Shimano Ultegra CS-6700 12-25, 10-speed
 Shimano Ultegra CN-6700
 Easton Vista SL
 Schwalbe Ultremo R Kevlar 23x622
 Schwalbe RR light SV20
 none
 none
 RFR Natural Shape 0.1 R
 FSA SL280 31.6mm
 Scape Close 34.9mm
 8,15 kg





The Performance-Series is distinguished most particularly by its sporting versatility and outstanding quality.

At the heart of the Performance Series is a dual butted frame in Aluminium Superlite 7005. In the rigidity to weight

index (RWI) this has an excellent value of 150.2, the clearest indication of sprinter qualities.

The compact frame geometry offers the rider a comfortably relaxed and slightly upright seat position. Quiet and agile steering are balance in relationship and make possible sports riding pleasure,

be it in occasional races or extended touring.

As support we have accompanied the Performance Series models with light wheels with optimum lateral rigidity and the vibration damping Dedacciai Black Blade carbon forks. Sufficient mountain potential is ensured by high-quality

RACE
CYCLOCROSS

triple cranks with great transmission options potential.

High-quality Schwalbe tyres with low roll resistance, ergonomic handlebars and the RFR Natural Shape 0.1 comfort saddle guarantee a comfortable and safe riding feel even on long trips.

Intelligent detail solutions such as seamless transition of welds on seat tube, top tube and seat stays in One-Piece-Design or the Frame Save System underline the Performance Series claim to quality.

The performance Series models are suited in equal measure to ambitious

sports riders and for quality-conscious leisure riders who expect outstanding quality and a long life cycle combined with performance.





RACE
CYCLOCROSS

High-quality racing bike with pleasantly relaxed seating position and first-class equipment for occasional racing, touring use and training.

FRAME FEATURES

- » Aluminium 7005 Superlite, dual butted
- » RFR geometry with pleasant comfortable seating position, steady in out-of-saddle riding and with agile handling
- » Cross-ovalised down tube for high stability
- » STW optimised tube profiles with outstanding SGI value of 150.2
- » Highly buckle-resistant cold-forged 3D dropouts
- » Frame Save System - interchangeable Hanger with thread in hanger
- » Water bottle bosses to seat and down tube option
- » Top finish multilayer wet lacquer sealed
- » Meets new EU standards - tested to Velotech DINPlus
- » Sizes available: 50, 53, 56, 58, 60, 62, 64, semi-sloping

EQUIPMENT FEATURES

- » Dedacciai Black Blade carbon forks - light and rigid
- » FSA No.10 - light semi-integral head set
- » FSA 05190 oversized front extension - extremely buckle-resistant
- » FSA Wing Compact light handlebar for comfortable manipulation and with optimum grip distance to brake and gearshift levers
- » New Shimano Ultegra equipment - 10-speed
- » FSA Gossamer Brakeset- light easily applied brakes
- » RFR Natural Shape 0.1 R - comfortable sports saddle in CUBE CUSTOM DESIGN
- » 11-28 comfort pinion set

- » Fulcrum Racing 7 wheel set for wire-rim tyres in CUBE CUSTOM DESIGN - aerodynamic

OPTIONS

- » Dual compact: FSA Gossamer Light, Megaexo 53x39Z
- » Dual classic: FSA Gossamer Light, Megaexo 53x39x30Z

RECOMMENDATION

- » Crash Replacement Warranty on forks (see Service Section)

SPARES

- » 10106 Hanger black



**BLACK BLUE PRINT
COMPACT**

RACE
CYCLOCROSS

ready for race GEOMETRY

FSS FRAME SAVE CONCEPT

onepiece DESIGN

wet paint SURFACE

STREAMER 3-speed

art.nr.	174000
frame	Alu Superlite 7005 Double Butted, RFR-Geometry
size	50, 53, 56, 58, 60, 62, 64, semisloping, Frameset available
color	Black Blue Print
fork	Dedacciai Black Blade Carbon
headset	FSA No.10 semi-Integrated
stem	FSA 05190 Oversized
handlebar	FSA Wing Compact Oversized
handlebar tape	CUBE Grip Control
rear derailleur	Shimano Ultegra RD-6700GS
front derailleur	Shimano Ultegra FD-6703BL 3-speed, Clamp 34.9mm
STI	Shimano Ultegra ST-6703 10-speed
brakes	FSA Gossamer
cranks	FSA Gossamer Pro Megaexo 50x39x30, Integrated BB
cassette	Shimano Ultegra CS-6700 12-25, 10-speed
chain	Shimano Ultegra CN-6700
wheelset	Fulcrum Racing 7
tires	Schwalbe Ultremo 23x622
inner tubes	Impac RR SV15
rim tape	none
pedals	none
saddle	RFR Natural Shape 0.1 R
seatpost	FSA SL280 31.6mm
seatclamp	Scape Close 34.9mm
weight *	8,45 kg

STREAMER Compact

art.nr.	174001
frame	Alu Superlite 7005 Double Butted, RFR-Geometry
size	50, 53, 56, 58, 60, 62, 64, semisloping, Frameset available
color	Black Blue Print
fork	Dedacciai Black Blade Carbon
headset	FSA No.10 semi-Integrated
stem	FSA 05190 Oversized
handlebar	FSA Wing Compact Oversized
handlebar tape	CUBE Grip Control
rear derailleur	Shimano Ultegra RD-6700SS
front derailleur	Shimano Ultegra FD-6700BL 2-speed, Clamp 34.9mm
STI	Shimano Ultegra ST-6700, 10-speed
brakes	FSA Gossamer
cranks	FSA Gossamer Pro Megaexo Compact 50x34, Integrated BB
cassette	Shimano Ultegra CS-6700 12-25, 10-speed
chain	Shimano Ultegra CN-6700
wheelset	Fulcrum Racing 7
tires	Schwalbe Ultremo 23x622
inner tubes	Impac RR SV15
rim tape	none
pedals	none
saddle	RFR Natural Shape 0.1 R
seatpost	FSA SL280 31.6mm
seatclamp	Scape Close 34.9mm
weight *	8,40 kg





RACE
CYCLOCROSS

Balanced racing bike with pleasant relaxed seating position for longer touring with a penchant for dynamic sportiness.

FRAME FEATURES

- » Aluminium 7005 Superlite, dual butted
- » RFR geometry with pleasant comfortable seating position, steady in out-of-saddle riding and with agile handling
- » Cross-ovalised down tube for high stability
- » STW optimised tube profiles with outstanding SGI value of 150.2
- » Highly buckle-resistant cold-forged 3D dropouts
- » Frame Save System - interchangeable Hanger with thread in hanger
- » Water bottle bosses to seat and down tube option
- » Top finish multilayer wet lacquer sealed
- » Meets new EU standards - tested to Velotech DINPlus
- » Sizes available: 50, 53, 56, 58, 60, 62, 64, semi-sloping

EQUIPMENT FEATURES

- » Dedacciai Black Blade carbon forks - light and rigid
- » FSA No.10 - light semi-integral head set
- » FSA 05190 oversized front extension - extremely buckle-resistant
- » FSA Vero Compact for comfortable manipulation and with optimum grip distance to brake and gearshift levers
- » New Shimano 105 equipment - 10-speed
- » RFR Natural Shape 0.1 R - comfortable sports saddle in CUBE CUSTOM DESIGN
- » 11-28 comfort pinion set
- » Fulcrum Racing 7 wheel set for wire-rim tyres - aerodynamic

- » Schwalbe Blizzard - wide comfort tyres with good grip and long life

OPTIONS

- » Dual compact: Shimano FC-R600 2-piece crank 50x34Z
- » Dual classic: Shimano FC-R 553 2-piece crank 50x39x30Z

RECOMMENDATION

- » Crash Replacement Warranty on forks (see Service Section)

SPARES

- » 10131 Hanger red



BLACK RED PRINT
3-SPEED

RACE
CYCLOCROSS

ready for race **GEOMETRY**

FSS FRAME SET

onepiece DESIGN

wet paint SURFACE

ATTEMPT 3-speed

art.nr.	173000
frame	Alu Superlite 7005 Double Butted, RFR-Geometry
size	50, 53, 56, 58, 60, 62, 64, semisloping, Frameset available
color	Black Red Print
fork	Dedacciai Black Blade Carbon
headset	FSA No.10 semi-Integrated
stem	FSA 05190 Oversized
handlebar	FSA Vero Compact Oversized
handlebar tape	CUBE Grip Control
rear derailleur	Shimano 105 RD-5600GS
front derailleur	Shimano 105 FD-5603BL 3-speed, Clamp 34.9mm
STI	Shimano 105 ST-5600, 10-speed
brakes	Shimano BR-R560
cranks	Shimano FC-R553 2-Piece 50x39x30, Integrated BB
cassette	Shimano 105 CS-5600 12-27, 10-speed
chain	Shimano 105 CN-5600
wheelset	Fulcrum Racing 7
tires	Schwalbe Blizzard 25x622
inner tubes	Impac RR SV15
rim tape	none
pedals	none
saddle	RFR Natural Shape 0.1 R
seatpost	FSA SL280 31.6mm
seatclamp	Scape Close 34.9mm
weight *	9,05 kg

ATTEMPT Compact

art.nr.	173001
frame	Alu Superlite 7005 Double Butted, RFR-Geometry
size	50, 53, 56, 58, 60, 62, 64, semisloping, Frameset available
color	Black Red Print
fork	Dedacciai Black Blade Carbon
headset	FSA No.10 semi-Integrated
stem	FSA 05190 Oversized
handlebar	FSA Vero Compact Oversized
handlebar tape	CUBE Grip Control
rear derailleur	Shimano 105 RD-5600SS
front derailleur	Shimano 105 FD-5600BL 2-speed, Clamp 34.9mm
STI	Shimano 105 ST-5600, 10-speed
brakes	Shimano BR-R560
cranks	Shimano FC-R600 2-Piece Compact 50x34, Integrated BB
cassette	Shimano 105 CS-5600 12-27, 10-speed
chain	Shimano 105 CN-5600
wheelset	Fulcrum Racing 7
tires	Schwalbe Blizzard 25x622
inner tubes	Impac RR SV15
rim tape	none
pedals	none
saddle	RFR Natural Shape 0.1 R
seatpost	FSA SL280 31.6mm
seatclamp	Scape Close 34.9mm
weight *	9,00 kg





Comfortable, reliable touring bike with pleasant disposition and high-performance equipment, suited to the ambitious leisure and fitness sports rider.

FRAME FEATURES

- » Aluminium 7005 Superlite, dual butted
- » RFR geometry with pleasant comfortable seating position, steady in out-of-saddle riding and with agile handling
- » Cross-ovalised down tube for high stability
- » STW optimised tube profiles with outstanding SGI value of 150.2
- » Highly buckle-resistant cold-forged 3D dropouts
- » Frame Save System - interchangeable Hanger with thread in hanger
- » Water bottle bosses to seat and down tube option
- » Top finish multilayer wet lacquer sealed
- » Meets new EU standards - tested to Velotech DINPlus
- » Sizes available: 50, 53, 56, 58, 60, 62, 64, semi-sloping

EQUIPMENT FEATURES

- » Dedacciai Black Blade carbon forks - light and rigid
- » FSA No.10 - light semi-integral head set
- » FSA 05190 oversized front extension - extremely buckle-resistant
- » FSA Vero Compact for comfortable manipulation and with optimum grip distance to brake and gearshift levers
- » Shimano Tiagra equipment with FC-R453 triple crank (50x39x30Z) - 30-speed
- » RFR Natural Shape 0.1 R - comfortable sports saddle in CUBE CUSTOM DESIGN
- » Shimano WH-R500 wheel set- with wear indicator on rim
- » Schwalbe Blizzard - wide comfort tyres with good grip and long life

RECOMMENDATION

- » Crash Replacement Warranty on forks (see Service Section)

SPARES

- » 10131 Hanger red



WHITE RED PRINT

RACE
CYCLOCROSS

ready for race GEOMETRY

FSS PRIME SHIVE
SUPPORT

onepiece DESIGN

wet paint SURFACE

PELTON

art.nr.	172000
frame	Alu Superlite 7005 Double Butted, RFR-Geometry
size	50, 53, 56, 58, 60, 62, 64, semisloping, Frameset available
color	White Red Print
fork	Dedacciai Black Blade Carbon
headset	FSA No.10 semi-Integrated
stem	FSA OS190 Oversized
handlebar	FSA Vero Compact Oversized
handlebar tape	CUBE Grip Control
rear derailleur	Shimano Tiagra RD-4500GS
front derailleur	Shimano Tiagra FD-4503BL 3-speed Clamp 34.9mm
STI	Shimano Tiagra ST-4500, 9-speed
brakes	Shimano Tiagra BR-4500
cranks	Shimano FC-R453 Octalink 50x39x30, BB ES25
cassette	Shimano CS-HG50 12-25, 9-speed
chain	Shimano CN-HG53
wheelset	Shimano WH-R500
tires	Schwalbe Blizzard 25x622
inner tubes	Impac RR SV15
rim tape	none
pedals	none
saddle	RFR Natural Shape 0.1 R
seatpost	FSA SL280 31.6mm
seatclamp	Scape Close 34.9mm
weight *	9,20 kg





Rock-solid entry-level racing bike with balanced ride characteristics and reliable 27-speed equipment, suitable for touring, leisure and fitness riding.

FRAME FEATURES

- » Aluminium 7005 Superlite, dual butted
- » RFR geometry with pleasant comfortable seating position, steady in out-of-saddle riding and with agile handling
- » Cross-ovalised down tube for high stability
- » STW optimised tube profiles with outstanding SGI value of 150.2
- » Highly buckle-resistant cold-forged 3D dropouts
- » Frame Save System - interchangeable Hanger with thread in hanger
- » Water bottle bosses to seat and down tube option
- » Top finish multilayer wet lacquer sealed
- » Meets new EU standards - tested to Velotech DINPlus
- » Sizes available: 50, 53, 56, 58, 60, 62, 64, semi-sloping

- » Schwalbe Blizzard - wide comfort tyres with good grip and long life

SPARES

- » 10131 Hanger red

EQUIPMENT FEATURES

- » Aprebic Aluminium forks - light and rigid
- » FSA No.10 - light semi-integral head set
- » Ritchey 4Bold OE - front extension - extremely buckle-resistant
- » Ritchey Biomax handlebar for easy handposition with optimal grip width for easy-breaking and shifting
- » Shimano Sora equipment with triple crank (50x39x30Z) - 27-speed
- » RFR Natural Shape 0.1 R - comfortable sports saddle in CUBE CUSTOM DESIGN
- » Shimano WH-R500 wheel set- with wear indicator on rim



BLACK WHITE PRINT

RACE
CYCLOCROSS

ready for race GEOMETRY

FSS PRIME SHIVE
SUPPORT

onepiece DESIGN

wet paint SURFACE

AERIAL

art.nr. 171000

frame *Alu Superlite 7005 Double Butted, RFR-Geometry*size *50, 53, 56, 58, 60, 62, 64, semisloping, Frameset available*color *Black White Print*fork *Dedacciai Black Blade Carbon*headset *FSA No.10 semi-Integrated*stem *Ritchey OE 4Bolt*handlebar *Ritchey Biomax*handlebar tape *CUBE Grip Control*rear derailleur *Shimano Sora RD-3400GS*front derailleur *Shimano Sora FD-3400BL 3-speed Clamp 34.9mm*STI *Shimano Sora ST-3400, 9-speed*brakes *Shimano Sora BR-3400*cranks *Shimano Sora FC3403 50x39x30, Integrated BB*cassette *Shimano CS-HG50 12-25, 9-speed*chain *Shimano CN-HG53*wheelset *Shimano WH-R500*tires *Schwalbe Blizzard 25x622*inner tubes *Impac RR SV15*rim tape *none*pedals *none*saddle *RFR Natural Shape 0.1 R*seatpost *Ritchey OE 31.6mm*seatclamp *Scape Close 34.9mm*weight * *9,30*



Our X-RACE PRO and X-RACE COMP models are the cyclocross bikes in our racing bike line. They are light, agile and competitive.

With cyclocross racing it is a matter of getting right down to business, our cyclocross series is fitted with especially light and resilient components.

The proven frame geometry with the somewhat longer steering tube and rather shorter top tube makes possible a more upright sitting position and therefore better control over the terrain.

The ovalised top tube and mud-protected cable routing on the upper side of the top tube create the precondition for comfortable shouldering of the bike in carrying sections of the course typical in competition. The longer wheelbase produces a good directional

stability terrain ride and safe straight running on the road.

So that control is maintained at all times on fast descents on the upper handlebar there are additional brake levers which avoid changing grip during travel.

For sufficient reserves, even in difficult sections of the course, we use high-quality cranks and multi-speed cassettes.



The well-thought-out frame construction affords the tyres between the Easton EC70X carbon forks and the cantilever brakes sufficient tyre clearance. In that way wheel blockages due to extreme mud deposits are virtually excluded.

The wide Schwalbe 35 mm tyre set on the other hand is responsible for quick acceleration without any loss of comfort.

On both X-Race Series models retrofitting of mudguards is an option. To protect the frame in the event of any possible damage the Frame Save System derailleur hanger can be replaced quickly and simply.

With the emotions of a mountain bike and the ride characteristics of a racing bike our X-RACE PRO and our X-RACE-COMP show themselves best suited to get through the terrain ruggedly and

at the same time to roll over asphalt quickly enough.

Our X-Race Series are therefore the suitable ally for use in cyclocross races or for varied winter training.





Off-road cyclocross bike with light, sturdy frame for cross-country riding, training and touring.

FRAME FEATURES

- » High Performance Aluminium 7005, triple butted
- » RFR geometry with a seat position specially adapted for cross-country sport, steady in out-of-saddle riding and with agile handling
- » Good carrying comfort due to cross-ovalised top tube with cable routing on topside
- » Highly buckle-resistant cold-forged 3D dropouts
- » Frame Save System - interchangeable Hanger with thread in hanger
- » Tidy cable routing
- » Retrospective mudguard fitting option
- » Water bottle bosses to seat and down tube option
- » Top finish multilayer wet lacquer sealed
- » Meets new EU standards - tested to Velotech DINPlus
- » Sizes available: S (53) , M (56) , L (59) , XL (62) , semi-sloping

EQUIPMENT FEATURES

- » Easton EC70X carbon cross-country forks
- » FSA Orbit Z head set - stable and durable due to industrial quality bearing
- » Syntace Racelite 2014 aluminium handlebars with auxiliary carbon brake lever on handlebar top for improved control
- » Shimano Ultegra SL equipment with Truvativ Rouleur carbon crank and easily applied Shimano BR-R550 cantilever brakes- 20-speed
- » Easton Circuit wheel set for wire-rim tyres - very light for cross-country racing
- » Schwalbe Racing Ralph Kevlar folding tyres- very light with low roll resistance and optimum traction

- » Fizik Aliante Delta - comfortable saddle with even pressure distribution
- » Syntace P6 - aluminium seatpost with stepless adjustment, light and stable

RECOMMENDATION

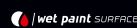
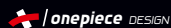
- » Crash Replacement Warranty on forks (see Service Section)

SPARES

- » 10131 Hanger red



WHITE RED PRINT



X-RACE PRO

art.nr.	189000
frame	HPA 7005 Triple Butted
size	S (53) , M (56) , L (59) , XL (62) semistoping
color	White Red Print
fork	Easton EC70X Carbon
headset	FSA Orbit Z semi-integriert
stem	Syntace F139
handlebar	Syntace Racelite 2014 mit Zusatzbremshebel Carbon
handlebar tape	CUBE Grip Control
rear derailleur	Shimano Ultegra SL RD-6600SSG
front derailleur	Shimano Ultegra SL FD-6600BLG 2-fach, Schelle 34.9mm
STI	Shimano Ultegra SL ST-6600G, 10-fach
brakes	Shimano Cantilever BR-R550
cranks	Truvativ Rouleur Carbon 46x38Z., integriertes Innenlager
cassette	Shimano Ultegra CS-6600 12-27Z., 10-fach
chain	Shimano Ultegra CN-6600 106 Glieder
wheelset	Easton Circuit
tires	Schwalbe Racing Ralph Kevlar Triple Compound 35x622
inner tubes	Schwalbe RR leicht SV20
rim tape	Schwalbe 16-622
saddle	Fizik Aliante Delta
seatpost	Syntace P6 Aluminium 31.6mm
seatclamp	Scape Close 34.9mm
weight *	ca. 8,3kg





RACE
CYCLOCROSS

Off-road cyclocross bike with light, sturdy frame for cross-country riding, training and touring.

FRAME FEATURES

- » High Performance Aluminium 7005, triple butted
- » RFR geometry with a seat position specially adapted for cross-country sport, steady in out-of-saddle riding and with agile handling
- » Good carrying comfort due to cross-ovalised top tube with cable routing on topside
- » Highly buckle-resistant cold-forged 3D dropouts
- » Frame Save System - interchangeable Hanger with thread in hanger
- » Tidy cable routing
- » Retrospective mudguard fitting option
- » Water bottle bosses to seat and down tube option
- » Top finish multilayer wet lacquer sealed
- » Meets new EU standards - tested to Velotech DINPlus
- » Sizes available: S (53) , M (56) , L (59) , XL (62) , semi-sloping

EQUIPMENT FEATURES

- » Easton EC70X carbon cross-country forks
- » FSA OS190 oversized front extension - extremely buckle-resistant
- » FSA Vero Compact for comfortable manipulation and with optimum grip distance to brake and gearshift levers
- » Shimano 105 equipment with Truvativ Elita crank and easily applied Shimano BR-R550 cantilever brakes - 20-speed
- » Easton Vista SL wheel set for wire-rim tyres - light and aerodynamic
- » Schwalbe Racing Ralph tyres - with low roll resistance and optimum traction
- » RFR Natural Shape 0.1 R - comfortable sports saddle in CUBE CUSTOM DESIGN

RECOMMENDATION

- » Crash Replacement Warranty on forks (see Service Section)



SPARES

- » 10131 Hanger red



BLACK RED PRINT

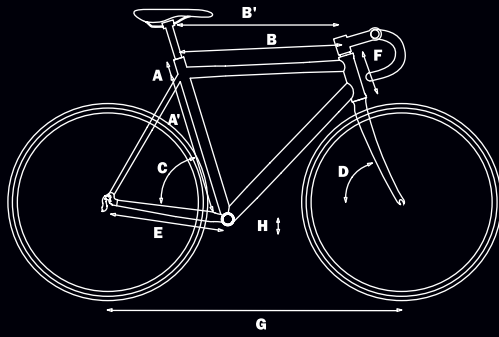
RACE
CYCLOCROSS



X-RACE COMP

art.nr.	188000
frame	HPA 7005 Triple Butted
size	S (53) , M (56), L (59), XL (62) semisloping
color	Black Red Print
fork	Easton EC70X Carbon
headset	FSA Orbit Z semi-integriert
stem	FSA OS190 Oversized
handlebar	FSA Vero Compact Oversized mit Zusatzbremshebel
handlebar tape	CUBE Grip Control
rear derailleur	Shimano 105 Black RD-5600SSL
front derailleur	Shimano 105 Black FD-5600BL 2-fach, Schelle 34,9mm
STI	Shimano 105 Black ST-5600L, 10-fach
brakes	Shimano Cantilever BR-R550
cranks	Truvativ Elita 2.2 2-Piece 48x39, integriertes Innenlager
cassette	Shimano 105 CS-5600 12-27Z., 10-fach
chain	Shimano 105 CN-5600 106 Glieder
wheelset	Easton Vista SL
tires	Schwalbe Racing Ralph Triple Compound 35x622
inner tubes	Schwalbe RR leicht SV20
rim tape	Schwalbe 16-622
saddle	RFR Natural Shape 0.1 R
seatpost	FSA SL280 31.6mm
seatclamp	Scape Close 34.9mm
weight *	ca. 9,2kg





Model	LITENING SUPER HPC					
Framesize	50cm	53cm	56cm	58cm	60cm	62cm
Seat tube [mm]	A 460	490	520	540	560	580
Seat tube center-center [mm]	A' 404	438	468	490	507	528
Top tube [mm]	B 504	516	531	545	555	567
Top tube horizontal [mm]	B' 520	530	545	560	570	585
Seat tube angle [Degrees]	C 74,5	74,0	73,5	73,0	73,0	73,0
Head tube angle [Degrees]	D 71,5	71,5	72,0	73,0	73,0	73,0
Chainstays [mm]	E 406	406	406	406	406	406
Head tube [mm]	F 112	122	142	160	177	197
Wheelbase [mm]	G 982	986	988	989	999	1009
BB-Height to hub [mm]	H -68	-68	-65	-65	-65	-65
Frameset *	X	X	X	X	X	X

Model	LITENING HPC					LITENING HPT				
Framesize	53cm	56cm	58cm	60cm	62cm	53cm	56cm	58cm	60cm	62cm
Seat tube [mm]	A 510	540	560	580	600	490	520	540	560	580
Seat tube center-center [mm]	A' 464	494	514	534	554	436	466	485	505	525
Top tube [mm]	B 527	538	553	563	573	523	533	546	556	566
Top tube horizontal [mm]	B' 535	545	560	570	580	535	545	560	570	580
Seat tube angle [Degrees]	C 74,0	73,5	73,0	73,0	73,0	74,0	73,5	73,0	73,0	73,0
Head tube angle [Degrees]	D 71,5	72,0	73,0	73,0	73,0	71,5	72,0	73,0	73,0	73,0
Chainstays [mm]	E 405	405	405	405	405	405	405	405	405	405
Head tube [mm]	F 121	141	155	175	195	114	129	143	163	183
Wheelbase [mm]	G 986	988	989	999	1009	986	988	989	999	1009
BB-Height to hub [mm]	H -60	-60	-60	-60	-60	-60	-60	-60	-60	-60
Frameset *	X	X	X	X	X	X	X	X	X	X

Model	AGREE PRO/SL							AGREE GTC RACE/PRO/SL					
Framesize	50cm	53cm	56cm	58cm	60cm	62cm	64cm	50cm	53cm	56cm	58cm	60cm	62cm
Seat tube [mm]	A 460	490	520	540	560	580	600	460	490	520	540	560	580
Seat tube center-center [mm]	A' 397	427	457	477	497	517	537	404	438	468	490	507	528
Top tube [mm]	B 508	518	528	542	552	561	572	504	516	531	545	555	567
Top tube horizontal [mm]	B' 525	535	545	560	570	580	590	520	530	545	560	570	585
Seat tube angle [Degrees]	C 74,5	74,0	73,5	73,0	73,0	73,0	73,0	74,5	74,0	73,5	73,0	73,0	72,5
Head tube angle [Degrees]	D 71,5	71,5	72,0	73,0	73,0	73,0	73,0	71,5	71,5	72,0	73,0	73,0	73,5
Chainstays [mm]	E 406	406	406	406	406	406	406	405	405	405	405	405	405
Head tube [mm]	F 120	135	150	165	185	205	220	120	130	145	165	185	205
Wheelbase [mm]	G 982	988	989	989	999	1009	1019	985	989	991	992	1002	1012
BB-Height to hub [mm]	H -63	-63	-63	-63	-63	-63	-63	-68	-68	-65	-65	-65	-65
Frameset *	X	X	X	X	X	X	X	X	X	X	X	X	X

Model	STREAMER/ATTEMPT/PELTON/AERIAL							X-RACE PRO/COMP			
Framesize	50cm	53cm	56cm	58cm	60cm	62cm	64cm	53cm	56cm	59cm	62cm
Seat tube [mm]	A 480	510	540	560	580	600	620	510	540	570	600
Seat tube center-center [mm]	A' 430	460	490	510	530	550	570	450	480	510	540
Top tube [mm]	B 514	526	537	551	561	571	583	518	530	552	576
Top tube horizontal [mm]	B' 525	535	545	560	570	580	590	532	545	565	588
Seat tube angle [Degrees]	C 74,5	74,0	73,5	73,0	73,0	73,0	73,0	74,0	73,5	73,5	73,0
Head tube angle [Degrees]	D 71,5	71,5	72,0	73,0	73,0	73,0	73,0	71,0	71,5	72,0	72,0
Chainstays [mm]	E 405	405	405	405	405	405	405	425	425	425	425
Head tube [mm]	F 120	131	151	165	185	202	218	120	140	160	180
Wheelbase [mm]	G 982	988	989	989	999	1009	1019	1019	1023	1030	1048
BB-Height to hub [mm]	H -60	-60	-60	-60	-60	-60	-60	-60	-60	-60	-60

* Weight equals to smallest frame size without pedals - errors and omissions excepted

** Frameset includes frame, headset, seat clamp, seatpost and fork



Triathlon is one of the most versatile and demanding forms of sports worldwide.

In the Ironman distance, this means 3,8 km of swimming, 180 km of biking and running 42.2 km. However most of that time, the competitor is on the bike.

Time trial is the supreme discipline amongst cycling forms as the athlete just strives against clock and him-/

herself. Here, every tenth of a second is crucial.

During both triathlons as well as during time trial, the influence of air resistance already rises strikingly from a speed of about 30 km/h onwards. Therefore, advantageous aerodynamics of the bike and an aerodynamic seated position of the cyclist represent one of the central parameters which are decisive factors between success or failure.

Our triathlon specialists and successful Ironman participants have intensely dealt with aerodynamics and its realisation within technological capability of the composite carbon and aluminium.

Our result: Aerodynamic and technically perfect competition bikes with an aesthetic design.





TRIATHLON
TIME TRAIL

In cycling, aerodynamics is extremely important for triathletes and time trialists. Especially on fast courses, efficient aerodynamics and a well-balanced frame is required.

*With our **AERIUM HPC** of High Performance Carbon Composite and **AERIUM** of Hydro Formed High Performance Aluminium, we provide top bikes for triathlon and time trial which exactly correspond to these requirements.*

From years of experience in triathlon events, we know that frames which are shaped in an extremely aerodynamic way show greater tendency to quiver and show instability at higher speed

than frames made from standard round tubes.

Thus, the balancing act consists in the development of the frame which is both aerodynamic and stable at the same time.

For many conventional triathlon and time trial bikes the aerodynamic shaped seat tube is reduced in thickness by the size of the wheel, as a cut out in the seat tube. This not only results in a vast visual difference, but also weakens the seat tube in the area around the bottom bracket.

*We do it another way:
We retain the aerodynamic basic shape (and thereby firmness and stability of*

the seat tube) and curve it around the wheel. Using a large contact area of top tube, seat tube and chain stays to the bottom bracket; the frame gets particularly stiff in this area. This enables an optimal force transmission, particularly when attacking out of the saddle. The connection of top tube, down tube and head tube also has a vast contact area.

The resulting head tube stiffness guarantees perfect straight line riding, especially for fast downhill rides. The aerodynamic configuration of this area provides a small target for air resistance.



Consequentially, we have conceived the seat post as an optical extension of the aerodynamic seat tube, and we have designed the seat stays in the shape of flat wings to speed away the streaming air from the rear triangle.

Light and aerodynamic wheels as well as integrated cable routing contribute to the entire external aerodynamic efficiency.

As the rider himself is the biggest target for air resistance, this issue can only be minimised by an aerodynamic seated position. Through wind tunnel testing, a particularly extreme aerodynamic seated position results in the slightest air resistance. However it might, especially

in triathlon, lead to a disadvantage, in pedalling via loss of power as well as on respiration, muscles and stomach, resulting in insufficient reserves for the following run.

The frame geometry of our AERIUM HPC and AERIUM is designed as the best compromise between aerodynamic and a not too stretched seated position, the perfect scenario for events like Ironman.

In distinction from the AERIUM, the AERIUM HPC model affords a somewhat more forward-stretched sitting posture via the slightly shorter head tube and simultaneously longer top tube.

An extremely aerodynamic seated position as required for time trials can

be reached by adjustment of handlebar extension and seat post, depending on the individual preference of the cyclist.

*With **AERIUM HPC** and **AERIUM**, we supply light and stable frames with efficient aerodynamics. Track-constant steering and efficient force transmission of pedalling, together with the optimal seated position for triathlon and time trial, keep power loss down to a minimum and assists optimal pedalling frequency.*





TRIATHLON
TIME TRAIL

High-performance machine in High Performance Carbon for professional racers and athletes in triathlon competition or individual time trials

FRAME FEATURES

- » High Performance Composite Monocoque Aerodynamic carbon frame
- » Aerodynamic Geometry - aerodynamische seating position due to steep seat angle, short steering tube and somewhat longer top tube
- » Top/bottom and seat tube produced using Twin Mold Technology process for increased stability for less material content
- » Wider connection of chain stays, bottom tube and seat tube to bottom bracket - maximum rigidity
- » Aerodynamic top/bottom/steering tube connection
- » Aerodynamic seat stays
- » Horizontal dropouts with optional chain stay length adjustment (395-400mm)
- » Frame Save System - interchangeable Hanger with thread in hanger
- » Anti chain-suck plate on right chain stay
- » Saddle clamp integral to frame
- » Gearshift and brake cable routed inside frame for optimum aerodynamics
- » Bottle holder fitment to seat and bottom tube option
- » Top finish multilayer wet lacquer sealed
- » Meets new EU standards - tested to Velotech DINPlus
- » Sizes available: S (49) . M (52), L (55), XL (59), semi-sloping; also available as frame set

EQUIPMENT FEATURES

- » Easton EC90 Aero CNT - aerodynamic fully carbon forks, light and very rigid
- » FSA Orbit I Carbon - fully integral and industrial quality bearing carbon steering set
- » Aero Carbonlight Drop - saddle post with horizontal adjustment range for different saddle positions

OPTION RED

- » Xentis Aerobase X1 carbon handlebars with integral brake levers and Aero Action X1 handlebar top unit - for optimum aerodynamic seating position combined with comfort
- » Sram Red equipment with TT carbon brake grips and handlebar end gearshift - 20-speed
- » FSA Neo Pro carbon crank for maximum force transfer on timed trial races
- » Fi'zi:k Arione Tri Carbon - competition carbon saddle for triathlon and time trials
- » Xentis MarkI TT aerodynamic carbon wheel set for tubed tyres in CUBE CUSTOM DESIGN
- » Schwalbe Ultremo - light tubed tyre

OPTION DURA ACE

- » Syntace Stratos CX carbon handlebars with Syntace C3 handlebar top unit- aerodynamic and adjustable steering position for good force transfer
- » FSA SL-K Light Megaexo carbon crank with integral inner bearing
- » Fi'zi:k Arione Tri - triathlon-customised comfort saddle
- » XENTIS SQUAD 5.8 CUBE EDITION - carbon wheel set for wire-rim tyres - light and optimum aerodynamic characteristics due to 58mm high profile (approx. 1350g)

- » Schwalbe Ultremo R Kevlar - very light tyres with patented protection belt

OPTION ULTEGRA

- » Syntace Stratos CX carbon handlebars with Syntace C3 handlebar top unit- aerodynamic and adjustable steering position for good force transfer
- » new Shimano Ultegra with RL970 TT carbon brake grips and Dura Ace SL-BS78 handlebar end shift levers - 20-speed
- » FSA SL-K Light Megaexo carbon crank with integral inner bearing
- » Fi'zi:k Arione Tri - triathlon-customised comfort saddle
- » CUBE HP AERO - aerodynamic high-performance wheel set with reduced number of spokes, light and rigid
- » Schwalbe Ultremo R Kevlar - very light tyres with patented protection belt

RECOMMENDATION

- » Crash Replacement Warranty on frame and forks (see Service Section)

SPARES

- » 60086 Chainsuck Protector-Shield
- » 10135 Hanger black



TEAM LINE
SRAM RED

TRIATHLON
TIME TRIAL

super competition RACING | hpc | aerodynamic SYSTEM | twin mold TECHNOLOGY | wet paint SURFACE

AERIUM HPC Ultegra

- art.nr. 187100
- frame HPC Monocoque Aerodynamic Twin Mold Technology
- size S(49), M(52), L(55), XL(59), Frameset available
- color Team Line
- fork Easton EC90 Aero CNT
- headset FSA Orbit I Carbon
- stem Syntace F109 Oversized
- handlebar Syntace Stratos CX Carbon Oversized
- bar extension Syntace C3 Clip
- handlebar tape CUBE Grip Control
- rear derailleur Shimano Ultegra RD 6700SS
- front derailleur Shimano Ultegra FD-6700F 2-speed, Braze
- STI RL970 TT Carbonlever, Shimano Dura Ace SL-BS79 Endshifter, 10-speed
- brakes Shimano Ultegra BR-6700
- cranks FSA SL-K Light Megaexo Carbon 53x39, Integrated BB
- cassette Shimano Ultegra CS-6700 12-25, 10-speed
- chain Shimano Ultegra CN-6700
- wheelset CUBE HP Aero
- tires Schwalbe Ultremo R Kevlar 23x622
- inner tubes Schwalbe RR light SV20
- rim tape Schwalbe 16-622
- pedals none
- saddle Fizik Arione Tri
- seatpost Aero Carbonlight Drop
- seatclamp Aero Carbonlight Drop
- weight * 7,80 kg

AERIUM HPC Dura Ace

- Team Line 187400/Black'n'Green Line 187401
- HPC Monocoque Aerodynamic Twin Mold Technology
- S(49), M(52), L(55), XL(59), Frameset available
- Team Line or Black'n'Green Line
- fork Easton EC90 Aero CNT
- headset FSA Orbit I Carbon
- stem Syntace F109 Oversized
- handlebar Syntace Stratos CX Carbon Oversized
- bar extension Syntace C3 Clip
- handlebar tape CUBE Grip Control
- rear derailleur Shimano Dura Ace RD-7900SS
- front derailleur Shimano Dura Ace FD-7900F 2-speed, Braze
- STI RL970 TT Carbonlever, Shimano Dura Ace SL-BS79 Endshifter, 10-speed
- brakes FSA Energy
- cranks FSA SL-K Light Megaexo Carbon 53x39, Integrated BB
- cassette Shimano Ultegra CS-6700 12-25, 10-speed
- chain Shimano Ultegra CN-6700
- wheelset Xentis Squad 5.8 - CUBE EDITION Clincher
- tires Schwalbe Ultremo R Kevlar 23x622
- inner tubes Schwalbe RR light SV20
- rim tape Schwalbe 16-622
- pedals none
- saddle Fizik Arione Tri
- seatpost Aero Carbonlight Drop
- seatclamp Aero Carbonlight Drop
- weight 7,40 kg

AERIUM HPC Red

- 187700
- HPC Monocoque Aerodynamic Twin Mold Technology
- S(49), M(52), L(55), XL(59), Frameset available
- Team Line
- fork Easton EC90 Aero CNT
- headset FSA Orbit I Carbon
- stem Syntace F109 Oversized
- handlebar Xentis Aerobase X1
- bar extension Xentis Aero Action X1
- handlebar tape CUBE Grip Control
- rear derailleur Sram Red
- front derailleur Sram Red 2-speed, Braze
- STI Sram TT Carbonlever, Sram TT Endshifter, 10-speed
- brakes Sram Red
- cranks Sram Neo Pro 54x42, Integrated BB
- cassette Sram OG-1090 11-26, 10-speed
- chain Sram PC-1090
- wheelset Xentis Mark1 TT Tubular
- tires Schwalbe Ultremo 23x622 Tubular
- inner tubes none
- rim tape none
- pedals none
- saddle Fizik Arione Tri Carbon
- seatpost Aero Carbonlight Drop
- seatclamp Aero Carbonlight Drop
- weight 7,10 kg





TRIATHLON
TIME TRAIL

High-performance machine in High Performance Carbon for professional racers and athletes in triathlon competition or individual time trials

FRAME FEATURES

- » High Performance Composite Monocoque Aerodynamic carbon frame
- » Aerodynamic Geometry - aerodynamische seating position due to steep seat angle, short steering tube and somewhat longer top tube
- » Top/bottom and seat tube produced using Twin Mold Technology process for increased stability for less material content
- » Wider connection of chain stays, bottom tube and seat tube to bottom bracket - maximum rigidity
- » Aerodynamic top/bottom/steering tube connection
- » Aerodynamic seat stays
- » Horizontal dropouts with optional chain stay length adjustment (395-400mm)
- » Frame Save System - interchangeable Hanger with thread in hanger
- » Anti chain-suck plate on right chain stay
- » Saddle clamp integral to frame
- » Gearshift and brake cable routed inside frame for optimum aerodynamics
- » Bottle holder fitment to seat and bottom tube option
- » Top finish multilayer wet lacquer sealed
- » Meets new EU standards - tested to Velotech DINPlus
- » Sizes available: S (49) . M (52) . L (55) . XL (59), semi-sloping; also available as frame set

EQUIPMENT FEATURES

- » Easton EC90 Aero CNT - aerodynamic fully carbon forks, light and very rigid
- » FSA Orbit I Carbon - fully integral and industrial quality bearing carbon steering set
- » Aero Carbonlight Drop - saddle post with horizontal adjustment range for different saddle positions

OPTION DURA ACE

- » Syntace Stratos CX carbon handlebars with Syntace C3 handlebar top unit- aerodynamic and adjustable steering position for good force transfer
- » FSA SL-K Light Megaexo carbon crank with integral inner bearing
- » Fi'zi:k Arione Tri - triathlon-customised comfort saddle
- » XENTIS SQUAD 5.8 CUBE EDITION - carbon wheel set for wire-rim tyres - light and optimum aerodynamic characteristics due to 58mm high profile (approx. 1350g)
- » Schwalbe Ultremo R Kevlar - very light tyres with patented protection belt

RECOMMENDATION

- » Crash Replacement Warranty on frame and forks (see Service Section)

SPARES

- » 60086 Chainsuck Protector-Shield
- » 10135 Hanger black



BLACK 'N' GREEN LINE
DURA ACE

TRIATHLON
TIME TRIAL

super competition RACING

hpc

aerodynamic SYSTEM

twin mold TECHNOLOGY

wet paint SURFACE

AERIUM HPC Dura Ace

art.nr.	Team Line 187400/Black'n'Green Line 187401
frame	HPC Monocoque Aerodynamic Twin Mold Technology
size	S(49), M(52), L(55), XL(59), Frameset available
color	Team Line or Black'n'Green Line
fork	Easton EC90 Aero CNT
headset	FSA Orbit I Carbon
stem	Syntace F109 Oversized
handlebar	Syntace Stratos CX Carbon Oversized
bar extension	Syntace C3 Clip
handlebar tape	CUBE Grip Control
rear derailleur	Shimano Dura Ace RD-7900SS
front derailleur	Shimano Dura Ace FD-7900F 2-speed, Braze
STI	RL970 TT Carbonlever, Shimano Dura Ace SL-BS79 Endshifter, 10-speed
brakes	FSA Energy
cranks	FSA SL-K Light Megaexo Carbon 53x39, Integrated BB
cassette	Shimano Ultegra CS-6700 12-25, 10-speed
chain	Shimano Ultegra CN-6700
wheelset	Xentis Squad 5.8 - CUBE EDITION Clincher
tires	Schwalbe Ultramo R Kevlar 23x622
inner tubes	Schwalbe RR light SV20
rim tape	Schwalbe 16-622
pedals	none
saddle	Fizik Arione Tri
seatpost	Aero Carbonlight Drop
seatclamp	Aero Carbonlight Drop
weight *	7,40 kg





TRIATHLON
TIME TRAIL

Upmarket multi-sport triathlon bike in High Performance Aluminium with first-class equipment for triathlons, short and middle-distance races.

FRAME FEATURES

- » High Performance Aluminium 7005, Aerodynamic Hydroformed, triple conified
- » Aerodynamic Geometry - aerodynamic seating position due to steep seat angle
- » Top/bottom tubes produced by Hydroforming process - stability for less material content
- » Wider connection of chain stays, bottom tube and seat tube to bottom bracket - maximum rigidity
- » Aerodynamic top/bottom/steering tube connection
- » Aerodynamic seat stays
- » Highly buckle-resistant CNC machined dropouts
- » Frame Save System - interchangeable Hanger with thread in hanger
- » Gearshift and brake cable routed inside frame for optimum aerodynamics
- » Bottle holder fitment to seat and bottom tube option
- » Top finish multilayer wet lacquer sealed
- » Meets new EU standards - tested to Velotech DINPlus
- » Sizes available: S (49) , M (52) , L (59) , XL (62), semi-sloping; also available as frame set

EQUIPMENT FEATURES

- » Daddaccai Black Fin fully carbon forks - aerodynamic and light
- » FSA Orbit Z semi-integral steering set - stable and durable due to industrial quality bearing
- » Syntace Stratos CX carbon handlebars with Syntace C3 handlebar top unit- aerodynamic and adjustable steering position for good force transfer
- » Shimano Ultegra with RL970 TT carbon brake grips and Dura Ace SL-BS78 handlebar end shift levers - 20-speed

- » FSA SL-K Light Megaexo carbon crank with integral inner bearing
- » CUBE HP AERO - aerodynamic high-performance wheel set with reduced number of spokes, light and rigid
- » Schwalbe Ultremo R Kevlar - very light tyres with patented protection belt
- » Fi'zi:k Arione Tri - triathlon-customised comfort saddle
- » Aero Prolight Drop - aerodynamic saddle post

RECOMMENDATION

- » Crash Replacement Warranty on forks (see Service Section)

SPARES

- » 10131 Hanger red



WHITE 'N' RACING RED

TRIATHLON
TIME TRIAL

super competition SERIES

HPA HYDROFORM

aerodynamic SYSTEM

ready for race GEOMETRY

FSS FORMING SPYKE

wet paint SURFACE

AERIUM RACE

art.nr.	186000
frame	HPA 7005 Hydroform Triple Butted
size	S(49), M(52), L(55), XL(59), Frameset available
color	White 'n' Racing Red
fork	Dedacciai Black Fin Carbon
headset	FSA Orbit Z semi-Integrated
stem	Syntace F109 Oversized
handlebar	Syntace Stratos CX Carbon Oversized
bar extension	Syntace C3 Clip
handlebar tape	CUBE Grip Control
rear derailleur	Shimano Ultegra RD 6700SS
front derailleur	Shimano Ultegra FD-6700F 2-speed, Braze
STI	RL970 TT Carbonlever, Shimano Dura Ace SL-BS79 Endshifter, 10-speed
brakes	Shimano Ultegra BR-6700
cranks	FSA SL-K Light Megaexo Carbon 53x39, Integrated BB
cassette	Shimano Ultegra CS-6700 12-25, 10-speed
chain	Shimano Ultegra CN-6700
wheelset	CUBE HP Aero
tires	Schwalbe Ultramo R Kevlar 23x622
inner tubes	Schwalbe RR light SV20
rim tape	Schwalbe 16-622
pedals	none
saddle	Fizik Arione Tri
seatpost	Aero Prolight Drop
seatclamp	Scape Aero Drop
weight *	8,20 kg





TRIATHLON
TIME TRAIL

Multi-sport triathlon bike in High Performance Aluminium for triathlons, short and middle-distance races.

FRAME FEATURES

- » High Performance Aluminium 7005, Aerodynamic Hydroformed, triple conified
- » Aerodynamic Geometry - aerodynamic seating position due to steep seat angle
- » Top/bottom tubes produced by Hydroforming process - stability for less material content
- » Wider connection of chain stays, bottom tube and seat tube to bottom bracket - maximum rigidity
- » Aerodynamic top/bottom/steering tube connection
- » Aerodynamic seat stays
- » Highly buckle-resistant CNC machined dropouts
- » Frame Save System - interchangeable Hanger with thread in hanger
- » Gearshift and brake cable routed inside frame for optimum aerodynamics
- » Bottle holder fitment to seat and bottom tube option
- » Highly scratch-resistant Eloxal finish with laser design
- » Meets new EU standards - tested to Velotech DINPlus
- » Sizes available: S (49) , M (52) , L (59) , XL (62), semi-sloping; also available as frame set

EQUIPMENT FEATURES

- » Daddacciai Black Fin fully carbon forks - aerodynamic and light
- » FSA Orbit Z semi-integral steering set - stable and durable due to industrial quality bearing
- » Syntace Racelite 2014 - high-performance aluminium handlebars and T2 Profile steering top unit - variable grip options
- » New Shimano Ultegra gearshift for precise shifting - 20-speed

- » FSA Gossamer Brakeset- light easily applied brakes
- » Easton Vista SL wheel set for wire-rim tyres - light and aerodynamic
- » Schwalbe Ultremo R - light tyres with patented protection belt
- » Fizik Arione Tri - triathlon-customised comfort saddle
- » Aero Prolight Drop - aerodynamic saddle post
- » FSA Gossamer Light crank set, Megaexo 53x39Z

RECOMMENDATION

- » Crash Replacement Warranty on forks (see Service Section)

SPARES

- » 10131 Hanger red



BLACK ANODIZED

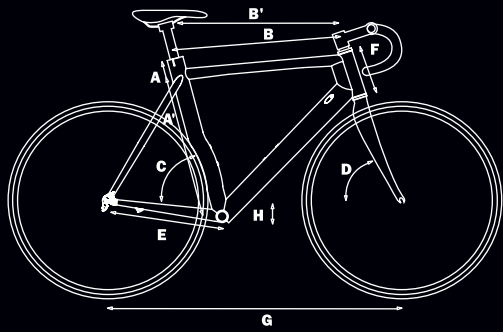
TRIATHLON
TIME TRIAL

super competition SERIES
 hpa ALL PERFORMANCE TECHNOLOGY
 aerodynamic SYSTEM
 ready for race GEOMETRY
 FSS FORCE SAVE SYSTEM
 Laser DESIGN SURFACE

AERIUM PRO

art.nr.	785000
frame	HPA 7005 Hydroform Triple Butted
size	S(49), M(52), L(55), XL(59), Frameset available
color	Black Anodized
fork	Dedacciai Black Fin Carbon
headset	FSA Orbit Z semi-Integrated
stem	Syntace F149 Oversized
handlebar	Syntace Racelite 2014 Oversized
bar extension	Profile T2
handlebar tape	CUBE Grip Control
rear derailleur	Shimano Ultegra RD 6700SS
front derailleur	Shimano Ultegra FD-6700F 2-speed, Braze
STI	Shimano Ultegra ST-6700, 10-speed
brakes	FSA Gossamer
cranks	FSA Gossamer Light Megaexo 53x39, Integrated BB
cassette	Shimano Ultegra CS-6700 12-25, 10-speed
chain	Shimano Ultegra CN-6700
wheelset	Easton Vista SL
tires	Schwalbe Ultramo R Kevlar 23x622
inner tubes	Schwalbe RR light SV20
rim tape	none
pedals	none
saddle	RFR Natural Shape 0.1 R
seatpost	Aero Prolight Drop
seatclamp	Scape Aero Drop
weight *	8,40 kg





Model AERIUM HPC

Framesize	S (49cm)	M (52cm)	L (55cm)	XL (59cm)
Seat tube [mm] A	470	500	530	570
Seat tube center-center [mm] A'	410	440	470	510
Top tube [mm] B	502	527	548	573
Top tube horizontal [mm] B'	515	545	560	580
Seat tube angle [Degrees] C	76,5	76,0	76,0	75,5
Head tube angle [Degrees] D	71,5	72,0	73,0	73,0
Chainstays [mm] E	400	400	400	400
Head tube [mm] F	100	115	138	170
Wheelbase [mm] G	973	995	1009	1031
BB-Height to hub [mm] H	-65	-65	-65	-65
Frameset **	X	X	X	X

Model AERIUM RACE/PRO

Framesize	S (49cm)	M (52cm)	L (55cm)	XL (59cm)
Seat tube [mm] A	470	500	530	570
Seat tube center-center [mm] A'	410	440	470	510
Top tube [mm] B	502	527	548	573
Top tube horizontal [mm] B'	510	535	555	580
Seat tube angle [Degrees] C	76,5	76,0	76,0	75,5
Head tube angle [Degrees] D	71,5	72,0	73,0	73,0
Chainstays [mm] E	400	400	400	400
Head tube [mm] F	100	120	142	175
Wheelbase [mm] G	975	995	1009	1031
BB-Height to hub [mm] H	-65	-65	-65	-65
Frameset **	X	X	X	X

* Weight equals to smallest frame size without pedals - errors and omissions excepted
 ** Frameset includes frame, headset, seat clamp, seatpost and fork

TRIATHLON
TIME TRAIL



Natural biking

Biking has by now secured a firm place in people's lives.

In the growing trekking segment we have made a leap ahead this season. Completely newly developed frames combine with a more rigid design, an ergonomic seat position with great riding fun. With internally routed cables we improve the shifting function and naturally also the visual appearance. The newly developed „Multi-Functional Dropout“ facilitates assembly of mudguard and carrier. 160mm-diameter disc brakes can be fitted without adapters to the post mount sockets integrated into the frame. Pletscher stands can now also be fitted. With these our bikes, even when heavily loaded stand more stable. The modified

control cable routing on the ladies models now simple fitting of a child seat makes possible.

With our touring bikes we endeavour to meet everyday demands and so always develop our bike designs at the highest level.

The objective is that rider and bike form a unit characterised by comfort, health-promoting exercise movement and fun biking.

In order to attain our common objective we pay particular attention to frames which promote a balanced seating position and steering designs which are ergonomically and offer the user the greatest possible degree of natural movement. This results in relief of the spine and promotes healthy muscle formation in the entire musculoskeletal system. Naturally all that would be no

help if we didn't think of safety. Well-designed brake and lighting systems in fully equipped models support the gentleman and lady rider perfectly in everyday road traffic conditions.

Do you travel the daily distance to work or enjoy the good weather on Sunday with the bike, ride to shop in the town during the week; are you planning the next bike holiday with the family or to travel round the world by bike? In our CUBE Touring bike range you will find the ideal bike for the riders needs.





From home, onto the cycle lane and into the city, starting in the city to ride into the countryside.

Our Country Lite cross-country bikes are ideally suited for this range of use.

On roads, cycle lanes, country lanes and forest tracks you feel at home with our versatile cross-country bikes. Regardless

of whether in everyday life or leisure sport you will enjoy the reliability and comfort on all roads and tracks. Even short excursions off surfaced roads are always heartily welcome.

Due to the geometry of the light and rigid aluminium frame a comfortable seat position, good acceleration and rapid headway are guaranteed. The high

bottom bracket ensures enough ground clearance for the pedals. The long wheelbase and wider 28" quality tyres by Schwalbe ensure quiet running and directional stability.

In order to make really rapid headway on the flat, steeper inclines or on poor surfaces we use chain rings with up to 48 teeth.



To be able to be safe when travelling over any terrain our cross country bikes are fitted with high-quality cockpit components. Selected handlebar extension combinations and brake systems are used here.

In order to achieve the necessary added comfort we rely on high quality saddles and adjustable sprung forks by Suntour.

If any of you would sooner have a tried and tested hub gear this can be found on two models in this series. These are fitted with rigid forks and a Shimano 8-speed gear hub. The sportiness and lightness of a cross country bike is naturally not lost.

All models in the Country Lite Series are fitted with accessory mounts for bottle holders, mudguards and carriers. So you

can simply fit these components later and always have your drinks and nutritious provisions with you if needed. Retrofitted mudguards keep splattered mud and dirt off your clothing and your bike.





High-performance cross-country bike for performance-oriented riders, suitable for long-distance touring and demanding bike tour trips.

FRAME FEATURES

- » Aluminium 6061 Superlite, dual conified
- » Pleasant seating position due to gently inclined top tube
- » Post-Mount fitting of disc brakes by MFD
- » Frame Save System - interchangeable Hanger with thread in hanger
- » Interior cable routing
- » Bottle holder fitment to seat and bottom tube option
- » lightweight carrier and mudguard fitting by MFD option
- » Frame lock attachment option
- » Top finish multilayer wet lacquer sealed
- » Meets new EU standards - tested to Velotech DINPlus
- » 46, 50, 54, 58, 62; Lady: 46, 50, 54
- » Organic "One-Piece Design"
- » Lightly tensioned top tube for more dynamics and rigidity
- » Newly-developed Multi-Feature-Dropout

EQUIPMENT FEATURES TONOPAH TRAIL

- » Suntour NCX-E RL air-hydraulic sprung forks with Remote Lockout
- » FSA No.10 - light semi-integral steering set
- » Syntace F149/Vector 2014 - very light and stable front extension/handlebar combination
- » Shimano Deore XT gearshift components
- » Hayes Stroker Trail hydraulic disc brakes for perfect braking performance
- » Shimano SLX crank with chain protector ring - high-quality and particularly lightweight for optimum pedalling efficiency

- » Alex EN24 - light and stable hollow chamber rims with sealed Shimano Deore XT disc hubs
- » Schwalbe Racing Ralph Kevlar folding tyres - very light with low roll resistance and optimum traction
- » RFR Natural Shape 0.1 M - comfort saddle
- » RFR Prolight Setback saddle post for dynamic seating position
- » Cube Ultralight Screw-On Race Grip

EQUIPMENT FEATURES TONOPAH SL

- » Suntour NCX-E RL air-hydraulic sprung forks with Remote Lockout
- » FSA Orbit Z - super-lightweight semi-integral steering set
- » Syntace F149/Vector 2014 - very light and stable front extension/handlebar combination
- » Shimano Deore XT gearshift components
- » Shimano Deore XT hydraulic disc brakes
- » Shimano SLX crank with chain protector ring - high-quality and particularly lightweight for optimum pedalling efficiency
- » Alex EN24 - light and stable hollow chamber rims with sealed Shimano Deore XT disc hubs
- » Schwalbe Racing Ralph Kevlar folding tyres - very light with low roll resistance and optimum traction
- » RFR Natural Shape 0.1 M - comfort saddle
- » RFR Prolight Setback saddle post for dynamic seating position
- » Cube Ultralight Screw-On Race Grip

EQUIPMENT FEATURES

TONOPAH RACE

- » Suntour NCX-RL-D air-hydraulic sprung forks with Remote Lockout and adjustable damping
- » FSA Orbit Z - super-lightweight semi-integral steering set
- » Syntace F109/DuraFlight Carbon - super-lightweight high-end front extension/handlebar combination incl. RFR bar ends
- » Shimano XTR/XT gearshift components
- » Formula R1 carbon hydraulic disc brakes
- » Shimano SLX crank with chain protector ring - high-quality and particularly lightweight for optimum pedalling efficiency
- » Alex EN24 - light and stable hollow chamber rims with sealed Shimano Deore XT disc hubs
- » Schwalbe Racing Ralph Kevlar folding tyres - very light with low roll resistance and optimum traction
- » Fi'zi:k Alianta Delta - high-quality ergonomic saddle
- » Syntace P6 Carbon saddle post
- » Cube Ultralight Screw-On Race Grip

SPARES

- » 10130 Hanger red



**BLACK ANODIZED
RACE**

country lite SYSTEM | aluminium ULTRALITE | FSS FORMED SHAPE | anodized SURFACE | integrated POST MOUNT | integrated cable ROUTING | advanced MECHANICAL FORMING

TONOPAH RACE

Art.-Nr.	137002
Frame	HPA Trekking Double Butted
Size	46, 50, 54, 58, 62; Lady: 46, 50, 54
Color	Black Anodized
Fork	Suntour NRX RLD
Headset	FSA Orbit Z semi-Integrated
Stem	Syntace F109 Oversized
Handlebar	Syntace Durafilite Carbon
Grips	CUBE Ultralight Screw-On-Race-Grip
Rear Derailleur	Shimano XTR RD-M972 Shadow
Front Derailleur	Shimano Deore XT FD-M770 Top Swing, 34.9mm
Shifter	Shimano Deore XT SL-M770 Rapidfire-Plus, 9-speed
Brakes	Formula R1 Carbon hydr. Discbrake (160/160mm)
Crankset	Shimano Deore XT FC-M771 Hollowtech II 48x36x26, 175mm, Integrated BB, Chainguard
Cassette	Shimano XT CS-M770 11-32, 9-speed
Chain	Shimano CN-HG93 114 Links
Rim	Alex EN24 Disc
Front Hub	Shimano XT HB-M756
Rear Hub	Shimano XT FH-M756
Spokes	DT Swiss Competition 2.0-1.8-2.0 black
Tires	Schwalbe Racing Ralph Kevlar
Inner Tubes	Schwalbe Trekking light SV18
Rim Tape	Schwalbe 22-622
Pedals	Shimano PDM520
Saddle	Fi'zi:k Tundra
Seatpost	Syntace P6 Carbon 31.6mm
Seat Clamp	Scape Varioclose 34.9mm
Barends	Smica
Total Weight *	10,84

TONOPAH SL

Art.-Nr.	137001
Frame	HPA Trekking Double Butted
Size	46, 50, 54, 58, 62; Lady: 46, 50, 54
Color	Black Anodized
Fork	Suntour NCX-E RL
Headset	FSA Orbit Z semi-Integrated
Stem	Syntace F149 Oversized
Handlebar	Syntace Vector 2014
Grips	CUBE Ultralight Screw-On-Race-Grip
Rear Derailleur	Shimano Deore XT RD-M771 Top Normal
Front Derailleur	Shimano Deore XT FD-M770 Top Swing, 34.9mm
Shifter	Shimano Deore XT SL-M770 Rapidfire-Plus, 9-speed
Brakes	Shimano Deore XT KM752 hydr. Discbrake (160/160mm)
Crankset	Shimano Deore XT FC-M771 Hollowtech II 48x36x26, 175mm, Integrated BB, Chainguard
Cassette	Shimano XT CS-M770 11-32, 9-speed
Chain	Shimano CN-HG93 114 Links
Rim	Alex EN24 Disc
Front Hub	Shimano XT HB-M775
Rear Hub	Shimano XT FH-M775
Spokes	DT Swiss Competition 2.0-1.8-2.0 black
Tires	Schwalbe Racing Ralph Kevlar
Inner Tubes	Schwalbe Trekking light SV18
Rim Tape	Schwalbe 22-622
Pedals	Fasten Alloy
Saddle	RFR Natural Shape 0.1 M
Seatpost	RFR Prolight 31.6mm Setback
Seat Clamp	Scape Varioclose 34.9mm
Barends	
Total Weight *	11,21

TONOPAH TRAIL

Art.-Nr.	137000
Frame	HPA Trekking Double Butted
Size	46, 50, 54, 58, 62; Lady: 46, 50, 54
Color	Black Anodized
Fork	Suntour NCX-E RL
Headset	FSA NO. 10 semi-Integrated
Stem	Syntace F149 Oversized
Handlebar	Syntace Vector 2014
Grips	CUBE Ultralight Screw-On-Race-Grip
Rear Derailleur	Shimano Deore XT RD-M771 Top Normal
Front Derailleur	Shimano Deore XT FD-M770 Top Swing, 34.9mm
Shifter	Shimano Deore XT SL-M770 Rapidfire-Plus, 9-speed
Brakes	Hayes Stroker Trail hydr. Discbrake (160/160mm)
Crankset	Shimano Deore XT FC-M771 Hollowtech II 48x36x26, 175mm, Integrated BB, Chainguard
Cassette	Shimano CS-HG50 11-32, 9-speed
Chain	Shimano CN-HG53 112 Links
Rim	Alex EN24 Disc
Front Hub	Shimano XT HB-M756
Rear Hub	Shimano XT FH-M756
Spokes	DT Swiss Champion 2.0 black
Tires	Schwalbe Racing Ralph Kevlar
Inner Tubes	Schwalbe Trekking light SV18
Rim Tape	Schwalbe 22-622
Pedals	Fasten Alloy
Saddle	RFR Natural Shape 0.1 M
Seatpost	RFR Prolight 31.6mm Setback
Seat Clamp	Scape Varioclose 34.9mm
Barends	
Total Weight *	11,53





Sports cross-country bike with high-quality components for ambitious riders with a penchant for dynamic sports.

FRAME FEATURES

- » Aluminium 6061 Superlite, dual conified
- » Pleasant seating position due to gently inclined top tube
- » Post-Mount fitting of disc brakes by MFD
- » Frame Save System - interchangeable Hanger with thread in hanger
- » Interior cable routing
- » Bottle holder fitment to seat and bottom tube option
- » lightweight carrier and mudguard fitting by MFD option
- » Frame lock attachment option
- » Top finish multilayer wet lacquer sealed
- » Meets new EU standards - tested to Velotech DINPlus
- » 46, 50, 54, 58, 62; Lady: 46, 50, 54
- » Organic "One-Piece Design"
- » Lightly tensioned top tube for more dynamics and rigidity
- » Newly-developed Multi-Feature-Dropout

- » Schwalbe Racing Ralph Kevlar folding tyres - very light with low roll resistance and optimum traction
- » Scape Active - ergonomic saddle with indentation
- » RFR Prolight Setback saddle post for dynamic seating position

SPARES

- » 10130 Hanger red

EQUIPMENT FEATURES

- » Suntour NCX-E RL air-hydraulic sprung forks with Remote Lockout
- » FSA No.10 - light semi-integral steering set
- » Syntace F149/Vector 2014 - very light and stable front extension/handlebar combination
- » Shimano Deore XT/LX gearshift components with Rapidfire Plus - 27 speed
- » Hayes Stroker Ryde hydraulic disc brakes for optimum braking performance
- » Shimano SLX crank with chain protector ring - high-quality and lightweight for optimum pedalling frequency
- » Alex EN24 - light and stable hollow chamber rims with sealed Shimano M525 disc hubs



WHITE 'N' GREY

country lite SYSTEM

aluminium ULTRALITE

FSS FRAME SERVICE SYSTEM

anodized SURFACE

integrated POST MOUNT

integrated cable ROUTING

advanced MECHANICAL FORMING

CROSS

Art.-Nr.	136000
Frame	HPA Trekking Double Butted
Size	46, 50, 54, 58, 62; Lady: 46, 50, 54
Color	White 'n' Grey
Fork	Suntour NCX-E RL
Headset	FSA NO. 10 semi-Integrated
Stem	Syntace F149 Oversized
Handlebar	Syntace Vector 2014
Grips	CUBE Double Duometer
Rear Derailleur	Shimano Deore XT RD-M771 Top Normal
Front Derailleur	Shimano Deore LX FD-M660 Top Swing, 34.9mm
Shifter	Shimano Deore LX SL-M660 Rapidfire-Plus, 9-speed
Brakes	Hayes Stroker Ryde hydr. Discbrake (160/160mm)
Crankset	Shimano SLX FC-M660 Hollowtech II 48x36x26, 175mm, Integrated BB, Chainguard
Cassette	Shimano CS-HG50 11-32, 9-speed
Chain	Shimano CN-HG53 112 Links
Rim	Alex EN24 Disc
Front Hub	Shimano HB-M525
Rear Hub	Shimano FH-M525
Spokes	DT Swiss Champion 2.0 black
Tires	Schwalbe Racing Ralph Kevlar
Inner Tubes	Schwalbe Trekking light SV18
Rim Tape	Schwalbe 22-622
Pedals	Fasten Alloy
Saddle	Scape Active 5
Seatpost	RFR Prolight 31.6mm Setback
Seat Clamp	Scape Varioclose 34.9mm
Total Weight *	12,14





BLACK 'N' GREY

Particularly high-quality equipped cross-country bike with low-maintenance HS33 rim brakes and high-quality gearshift components.

FRAME FEATURES

- » Aluminium 6061 Superlite, dual conified
- » Pleasant seating position due to gently inclined top tube
- » Post-Mount fitting of disc brakes by MFD
- » Frame Save System - interchangeable Hanger with thread in hanger
- » Interior cable routing
- » Bottle holder fitment to seat and bottom tube option
- » lightweight carrier and mudguard fitting by MFD option
- » Frame lock attachment option
- » Top finish multilayer wet lacquer sealed
- » Meets new EU standards - tested to Velotech DINPlus
- » 46, 50, 54, 58, 62; Lady: 46, 50, 54
- » Organic "One-Piece Design"
- » Lightly tensioned top tube for more dynamics and rigidity
- » Newly-developed Multi-Feature-Dropout

- » Schwalbe Racing Ralph Performance Line - comfort tyres
- » Scape Active - ergonomic saddle with indentation

SPARES

- » 10123 Hanger black

Equipment Features

- » Suntour NCX-D LD sprung forks with Lockout Function
- » FSA No.10 - light semi-integral steering set
- » FSA XC190 LX/XC270 - filigree front extension/handlebar combination, Humpert Ergorizer handlebars on Lady version
- » Shimano Deore XT/LX gearshift components with Rapidfire Plus - 27 speed
- » Magura HS33 hydraulic rim brakes for optimum reliable braking performance
- » Shimano FC-M543 - lightweight crank with chain protector ring, 2-piece, integral inner bearing
- » Alex EN24 - light and stable hollow chamber rims with sealed LX hubs



WHITE BLUE PRINT

country lite SYSTEM

aluminium ULTRALITE

FSS FRAME SAVE SYSTEM

anodized SURFACE

integrated POST MOUNT

integrated cable ROUTING

advanced MECHANICAL FORMING

PURE

Art.-Nr.	Black'n'Grey 135000/ White Blue Print 135001
Frame	HPA Trekking Double Butted
Size	46, 50, 54, 58, 62; Lady: 46, 50, 54
Color	Black'n'Grey or White Blue Print
Fork	Suntour NCX-D 1.0
Headset	FSA NO. 10 semi-Integrated
Stem	FSA XC190 LX, 25.4mm
Handlebar	FSA XC270
Grips	CUBE Double Duometer
Rear Derailleur	Shimano Deore XT RD-M771 Top Normal
Front Derailleur	Shimano Deore LX FD-M660 Top Swing, 34.9mm
Shifter	Shimano Deore SL-M590 Rapidfire-Plus, 9-speed
Brakes	Magura HS33 hydr. Caliper Brake
Crankset	Shimano FC-M543 2-Piece 48x36x26, 175mm, Integrated BB, Chainguard
Cassette	Shimano CS-HG50 11-32, 9-speed
Chain	Shimano CN-HG53 110 Links
Rim	Alex EN24 V-Brake
Front Hub	Shimano LX HB-T660
Rear Hub	Shimano LX FH-T660
Spokes	Mach1 18/0 2.0 silver
Tires	Schwalbe Racing Ralph Kevlar
Inner Tubes	Schwalbe Impac AV17
Rim Tape	Schwalbe 22-622
Pedals	Fasten Alloy
Saddle	Scape Active 5
Seatpost	Scape Light 31.6mm
Seat Clamp	Scape Varioclose 34.9mm
Total Weight *	12,24





BLACK 'N' GREY

High-quality cross-country bike with firm-grip disc brake for the all-weather biker.

FRAME FEATURES

- » Aluminium 6061 Superlite, dual conified
- » Pleasant seating position due to gently inclined top tube
- » Post-Mount fitting of disc brakes by MFD
- » Frame Save System - interchangeable Hanger with thread in hanger
- » Interior cable routing
- » Bottle holder fitment to seat and bottom tube option
- » lightweight carrier and mudguard fitting by MFD option
- » Frame lock attachment option
- » Top finish multilayer wet lacquer sealed
- » Meets new EU standards - tested to Velotech DINPlus
- » 46, 50, 54, 58, 62; Lady: 46, 50, 54
- » Organic "One-Piece Design"
- » Lightly tensioned top tube for more dynamics and rigidity
- » Newly-developed Multi-Feature-Dropout

- » Schwalbe Racing Ralph Performance Line - comfort tyres
- » Scape Active - ergonomic saddle with indentation

SPARES

- » 10123 Hanger black

EQUIPMENT FEATURES

- » Suntour NCX-D LD sprung forks with Lockout Function
- » FSA No.10 - light semi-integral steering set
- » FSA XC190 LX/XC270 - filigree front extension/handlebar combination, Humpert Ergorizer handlebars on Lady version
- » Shimano Deore XT/LX gearshift components with Rapidfire Plus - 27 speed
- » Magura HS33 hydraulic rim brakes for optimum reliable braking performance
- » Shimano FC-M543 - lightweight crank with chain protector ring, 2-piece, integral inner bearing
- » Alex EN24 - light and stable hollow chamber rims with sealed LX hubs



COCOA WHITE PRINT

country lite SYSTEM

aluminium ULTRALITE

FSS FRAME SAVE SYSTEM

anodized SURFACE

integrated POST MOUNT

integrated cable ROUTING

advanced MECHANICAL FORMING

NATURE

Art.-Nr.	Black'n'Grey 134000/ Cocoa White Print 134001
Frame	HPA Trekking Double Butted
Size	46, 50, 54, 58, 62; Lady: 46, 50, 54
Color	Black'n'Grey or Cocoa White Print
Fork	Suntour NCX-D RL
Headset	FSA NO. 10 semi-Integrated
Stem	FSA XC190 LX, 25.4mm
Handlebar	FSA XC270
Grips	CUBE Double Duometer
Rear Deraillieur	Shimano Deore XT RD-M771 Top Normal
Front Deraillieur	Shimano Deore LX FD-M660 Top Swing, 34.9mm
Shifter	Shimano Deore SL-M590 Rapidfire-Plus, 9-speed
Brakes	Hayes Stroker Ryde hydr. Discbrake (160/160mm)
Crankset	Shimano FC-M543 2-Piece 48x36x26, 175mm, Integrated BB, Chainguard
Cassette	Shimano CS-HG50 11-32, 9-speed
Chain	Shimano CN-HG53 112 Links
Rim	Alex EN24 Disc
Front Hub	Shimano HB-M525
Rear Hub	Shimano FH-M525
Spokes	Mach1 18/0 2.0 silver
Tires	Schwalbe CX Comp
Inner Tubes	Schwalbe Impac AV17
Rim Tape	Schwalbe 22-622
Pedals	Fasten Alloy
Saddle	Scape Active 5
Seatpost	Scape Light 31.6mm
Seat Clamp	Scape Varioclose 34.9mm
Total Weight *	12,8





BLACK 'N' GREY

TOUR

Balanced cross-country bike with low-maintenance hydraulic rim brakes and light wheels for ambitious touring riders.

FRAME FEATURES

- » Aluminium Lite 6061, thermally treated
- » Welded-on gussets in particularly stressed areas
- » Pleasant seating position due to gently inclined top tube
- » Disc brakes can be retro-fitted
- » Interchangeable Hanger
- » Tidy cable routing
- » Bottle holder fitment to seat and bottom tube option
- » Carrier and mudguard fitting option
- » Top finish multilayer wet lacquer sealed
- » Meets new EU standards - tested to Velotech DINPlus
- » 46, 50, 54, 58, 62; Lady: 46, 50, 54

SPARES

- » 10101 Hanger black

EQUIPMENT FEATURES

- » Suntour NCX-D LD sprung forks with Lockout Function
- » FSA No.10 - light semi-integral steering set
- » FSA XC190 LX/XC270 - filigree front extension/handlebar combination, Humpert Ergorizer handlebars on Lady version
- » Shimano Deore LX/Deore gearshift components with Rapidfire Plus - 27 speed
- » Magura HS11 hydraulic rim brake for very good braking performance
- » Shimano FC-M311 - stable crank with chain protector ring, great gear range
- » Schürmann YAK 622 - eyelet hollow chamber rims from Germany
- » Schwalbe CX Comp - comfort tyres with good grip
- » Scape Active - ergonomic saddle with indentation



WHITE RED PRINT
LADY

| country lite SYSTEM | aluminium LITE | wet paint SURFACE

OVERLAND

Art.-Nr.	Black'n'Grey 133000/ White Red Print 133001
Frame	Alu Lite Trekking
Size	46, 50, 54, 58, 62; Lady: 46, 50, 54
Color	Black'n'Grey or White Red Print
Fork	Suntour NCX-D 1.0
Headset	FSA NO. 10 semi-Integrated
Stem	FSA XC190 LX, 25.4mm
Handlebar	FSA XC270
Grips	CUBE Double Duometer
Rear Derailleur	Shimano Deore LX RD-T661 Top Normal
Front Derailleur	Shimano Deore FD-M590 Top Swing, 34.9mm
Shifter	Shimano Deore SL-M590 Rapidfire-Plus, 9-speed
Brakes	Magura HS11 hydr. Caliper Brake
Crankset	Shimano FC-M443 48x36x26, 170mm, Shimano BB-UN26, Chainguard
Cassette	Shimano CS-HG50 11-32, 9-speed
Chain	Shimano CN-HG53 110 Links
Rim	Schürmann Yak 622
Front Hub	Shimano Deore HB-M590
Rear Hub	Shimano Deore FH-M590
Spokes	Mach1 18/0 2.0 silver
Tires	Schwalbe CX Comp
Inner Tubes	Schwalbe Impac AV17
Rim Tape	Schwalbe 22-622
Pedals	Fasten Alloy
Saddle	Scape Active 5
Seatpost	Scape Light 31.6mm
Seat Clamp	Scape Varioclose 34.9mm
Total Weight *	12,6





BLACK 'N' GREY

Comfortable, reliable cross-country bike with lightweight V-brakes, suitable for the ambitious leisure and fitness sportsman.

FRAME FEATURES

- » Aluminium Lite 6061, thermally treated
- » Welded-on gussets in particularly stressed areas
- » Pleasant seating position due to gently inclined top tube
- » Interchangeable Hanger
- » Tidy cable routing
- » Bottle holder fitment to seat and bottom tube option
- » Carrier and mudguard fitting option
- » Top finish multilayer wet lacquer sealed
- » Meets new EU standards - tested to Velotech DINPlus
- » 46, 50, 54, 58, 62; Lady: 46, 50, 54

EQUIPMENT FEATURES

- » Suntour NEX4610 sprung forks with Lockout Function
- » FSA No.10 - light semi-integral steering set
- » FSA XC190 LX/XC270 - filigree front extension/handlebar combination, Humpert Ergorizer handlebars on Lady version
- » Shimano Alivia gearshift components - 24-speed
- » Hayes Stroker Ryde hydraulic disc brakes for optimum braking performance
- » Shimano FC-M311 - stable crank with chain protector ring, wide gear range
- » Schürmann YAK 622 - eyelet hollow chamber rims from Germany
- » Schwalbe CX Comp - comfort tyres with good grip
- » Scape Active - ergonomic saddle with indentation

SPARES

- » 10101 Hanger black



WHITE 'N' BLACK
LADY

country lite SYSTEM aluminium LITE wet paint SURFACE

CURVE

- Art.-Nr. *Black'n'Grey 132000/ White'n'Black 132001*
- Frame *Alu Lite Trekking*
- Size *46, 50, 54, 58, 62; Lady: 46, 50, 54*
- Color *Black'n'Grey or White'n'Black*
- Fork *Suntour NEX4610*
- Headset *FSA NO. 10 semi-Integrated*
- Stem *FSA XC190 LX, 25.4mm*
- Handlebar *FSA XC270*
- Grips *CUBE Double Duometer*
- Rear Derailleur *Shimano Deore LX RD-T661 Top Normal*
- Front Derailleur *Shimano Deore FD-M590 Top Swing, 34.9mm*
- Shifter *Shimano Deore SL-M590 Rapidfire-Plus, 9-speed*
- Brakelever *Shimano BL-M421*
- Brakes *Shimano BR-M422 V-Brake Front & Rear*
- Crankset *Shimano FC-M443 48x36x26, 170mm, Shimano BB-UN26, Chainguard*
- Cassette *Shimano CS-HG50 11-32, 9-speed*
- Chain *Shimano CN-HG53 110 Links*
- Rim *Schürmann Yak 622*
- Front Hub *Shimano Deore HB-M590*
- Rear Hub *Shimano Deore FH-M590*
- Spokes *Mach1 18/0 2.0 silver*
- Tires *Schwalbe CX Comp*
- Inner Tubes *Schwalbe Impac AV17*
- Rim Tape *Schwalbe 22-622*
- Pedals *Fasten Alloy*
- Saddle *Scape Active 5*
- Seatpost *Scape Light 31.6mm*
- Seat Clamp *Scape Varioclose 34.9mm*
- Total Weight * *12,7*





TOUR

Rock-solid cross-country bike with balanced ride characteristics and rigid fork, suitable for touring, leisure and fitness riding.

FRAME FEATURES

- » Aluminium Lite 6061, thermally treated
- » Welded-on gussets in particularly stressed areas
- » Pleasant seating position due to gently inclined top tube
- » Interchangeable Hanger
- » Tidy cable routing
- » Bottle holder fitment to seat and bottom tube option
- » Carrier and mudguard fitting option
- » Top finish multilayer wet lacquer sealed
- » Meets new EU standards - tested to Velotech DINPlus
- » 46, 50, 54, 58, 62; Lady: 46, 50, 54

EQUIPMENT FEATURES

- » Rigid aluminium forks - light and rigid
- » FSA No.10 - light semi-integral steering set
- » FSA XC190 LX/XC270 - filigree front extension/handlebar combination, Humpert Ergorizer handlebars on Lady version
- » Shimano Alivia gearshift components - 24-speed
- » Hayes Stroker Ryde hydraulic disc brakes for optimum braking performance
- » Shimano FC-M311 - stable crank with chain protector ring, great gear range
- » Schürmann YAK 622 - eyelet hollow chamber rims from Germany
- » Schwalbe CX Comp - comfort tyres with good grip
- » Scape Active - ergonomic saddle with indentation

SPARES

- » 10101 Hanger black



COLD GREY

country lite SYSTEM aluminium LITE wet paint SURFACE

LTD CLS PRO RIGID

Art.-Nr.	131002
Frame	Alu Lite Trekking
Size	46, 50, 54, 58, 62; Lady: 46, 50, 54
Color	Cold Grey
Fork	Aluminium Rigid Fork
Headset	FSA NO. 10 semi-Integrated
Stem	FSA XC190 LX, 25.4mm
Handlebar	FSA XC270
Grips	CUBE Double Duometer
Rear Derailleur	Shimano Alivio RD-M410 Top Normal
Front Derailleur	Shimano FD-M310 Top Swing, 34.9mm
Shifter	Shimano Alivio SL-M410 8-speed
Brakes	Hayes Stroker Ryde hydr. Discbrake (160/160mm)
Crankset	Shimano FC-M311 48x38x28, 170mm, Shimano BB-UN26, Chainguard
Cassette	Shimano CS-HG30 11-30, 8-speed
Chain	Shimano CN-HG40 114 Links
Rim	Schürmann Yak 622
Front Hub	Shimano HB-M475
Rear Hub	Shimano FH-M475
Spokes	Mach1 18/0 2.0 silver
Tires	Schwalbe CX Comp
Inner Tubes	Schwalbe Impac AV17
Rim Tape	Schwalbe 22-622
Pedals	Fasten Alloy
Saddle	Scape Active 5
Seatpost	Scape Light 31.6mm
Seat Clamp	Scape Varioclose 34.9mm
Total Weight *	12,6



LTD CLS PRO
COLD GREY

Rock-solid cross-country bike with balanced ride characteristics, suitable for touring, leisure and fitness riding.

LTD CLS PRO
FRAME FEATURES

- » Aluminium Lite 6061, thermally treated
- » Welded-on gussets in particularly stressed areas
- » Pleasant seating position due to gently inclined top tube
- » Interchangeable Hanger
- » Tidy cable routing
- » Bottle holder fitment to seat and bottom tube option
- » Carrier and mudguard fitting option
- » Top finish multilayer wet lacquer sealed
- » Meets new EU standards - tested to Velotech DINPlus
- » 46, 50, 54, 58, 62; Lady: 46, 50, 54

EQUIPMENT FEATURES

- » Suntour NEX4610 sprung forks with Lockout Function
- » FSA No.10 - light semi-integral steering set
- » FSA XC190 LX/XC270 - filigree front extension/handlebar combination, Humpert Ergorizer handlebars on Lady version
- » Shimano Alivia gearshift components - 24-speed
- » Hayes Stroker Ryde hydraulic disc brakes for optimum braking performance
- » Shimano FC-M311 - stable crank with chain protector ring, wide gear range
- » Schürmann YAK 622 - eyelet hollow chamber rims from Germany
- » Schwalbe CX Comp - comfort tyres with good grip
- » Scape Active - ergonomic saddle with indentation

SPARES

- » 10101 Hanger black

LTD CLS COMP
FRAME FEATURES

- » Aluminium Lite 6061, thermally treated
- » Welded-on gussets in particularly stressed areas
- » Pleasant seating position due to gently inclined top tube
- » Disc brakes can be retro-filled
- » Interchangeable Hanger
- » Tidy cable routing
- » Bottle holder fitment to seat and bottom tube option
- » Carrier and mudguard fitting option
- » Top finish multilayer wet lacquer sealed
- » Meets new EU standards - tested to Velotech DINPlus
- » 46, 50, 54, 58, 62; Lady: 46, 50, 54

EQUIPMENT FEATURES

- » Suntour NEX4110 sprung forks with steel springs
- » FSA No.10 - light semi-integral steering set
- » FSA XC190 LX/XC270 - filigree front extension/handlebar combination, Humpert Ergorizer handlebars on Lady version
- » Shimano Alivio gearshift components with EZ-FIRE gearshift/brake grip - 24-speed
- » Shimano M422 - non-slip cantilever brakes
- » Shimano FC-M311 - stable crank with chain protector ring, wide gear range
- » Schürmann YAK 622 - eyelet hollow chamber rims from Germany
- » Schwalbe CX Comp - comfort tyres with good grip
- » Scape Active - ergonomic saddle with indentation

SPARES

- » 10101 Hanger black



LTD CLS COMP
COLD BLACK


country lite SYSTEM aluminium LITE wet paint SURFACE

LTD CLS PRO

Art.-Nr.	131001
Frame	Alu Lite Trekking
Size	46, 50, 54, 58, 62; Lady: 46, 50, 54
Color	Cold Grey
Fork	Suntour NEX4610
Headset	FSA NO. 10 semi-Integrated
Stem	FSA XC190 LX, 25.4mm
Handlebar	FSA XC270
Grips	CUBE Double Duometer
Rear Derailleur	Shimano Alivio RD-M410 Top Normal
Front Derailleur	Shimano FD-M310 Top Swing, 34.9mm
STI	
Shifter	Shimano Alivio SL-M410 8-speed
Brakes	Hayes Stroker Ryde hydr. Discbrake (160/160mm)
Crankset	Shimano FC-M311 48x38x28, 170mm, Shimano BB-UN26, Chainguard
Cassette	Shimano CS-HG30 11-30, 8-speed
Chain	Shimano CN-HG40 114 Links
Rim	Schürmann Yak 622
Front Hub	Shimano HB-M475
Rear Hub	Shimano FH-M475
Spokes	Mach1 18/0 2.0 silver
Tires	Schwalbe CX Comp
Inner Tubes	Schwalbe Impac AV17
Rim Tape	Schwalbe 22-622
Pedals	Fasten Alloy
Saddle	Scape Active 5
Seatpost	Scape Light 31.6mm
Seat Clamp	Scape Varioclose 34.9mm
Total Weight *	13,28

LTD CLS COMP

131000
Alu Lite Trekking
46, 50, 54, 58, 62; Lady: 46, 50, 54
Cold Black
Suntour NEX4110
FSA NO. 10 semi-Integrated
FSA XC190 LX, 25.4mm
FSA XC270
CUBE Double Duometer
Shimano Alivio RD-M410 Top Normal
Shimano FD-M310 Top Swing, 34.9mm
Shimano ST-EF60 EZ Fire-Plus, 8-speed
Shimano ST-EF60 EZ Fire-Plus, 8-speed
Shimano BR-M422 V-Brake Front & Rear
Shimano FC-M311 48x38x28, 170mm, Shimano BB-UN26, Chainguard
Shimano CS-HG30 11-30, 8-speed
Shimano CN-HG40 114 Links
Schürmann Yak 622
Shimano HB-RM40
Shimano FH-RM30
Mach1 18/0 2.0 silver
Schwalbe CX Comp
Schwalbe Impac AV17
Schwalbe 22-622
Fasten Alloy
Scape Active 5
Scape Light 31.6mm
Scape Varioclose 34.9mm
12,8



High-performance cross-country bike with low-maintenance trendy hub bears and progressive sports look for regular town riders.

FRAME FEATURES

- » High Performance Aluminium 6061, triple conified
- » Welded-on gussets in particularly stressed areas
- » Pleasant seating position due to gently inclined top tube
- » Highly buckle-resistant 3D dropouts
- » Cables routed inside bottom tube
- » Bottle holder fitment to seat and bottom tube option
- » Carrier and mudguard fitting option
- » Top finish multilayer wet lacquer sealed
- » Meets new EU standards - tested to Velotech DINPlus
- » 46, 50, 54, 58, 62; Lady: 46, 50

EQUIPMENT FEATURES

- » Rigid aluminium forks - light and rigid
- » FSA Orbit Z - super-lightweight semi-integral steering set
- » Syntace F149/Duraflite 2014 - super-lightweight stable front extension stable front extension/handlebar combination
- » Shimano Alfine 8-speed hub gears - low-maintenance and design-oriented
- » Shimano Alfine hydraulic disc brakes
- » Shimano Alfine- very light crank with chain protector ring, 2-piece, integral inner bearing
- » Alex EN24 - light and stable hollow chamber rims with Shimano Alfine 8-Speed/Deore Disc M595 hub
- » Schwalbe Marathon Supreme Kevlar - lightweight folding tyres with progressive look, low roll resistance and optimum traction
- » RFR Natural Shape 0.1 M - comfort saddle
- » RFR Prolight Setback saddle post for dynamic seating position



SHADOW BLACK

country lite SYSTEM hpa PERFORMANCE wet paint SURFACE

HOOPER

- Art.-Nr. 139000
- Frame HPA Trekking Triple Butted
- Size 46, 50, 54, 58, 62; Lady: 46, 50
- Color Shadow Black
- Fork Aluminium Rigid Fork
- Headset FSA Orbit I
- Stem Syntace F149 Oversized
- Handlebar Syntace Duraflite 2014
- Grips CUBE Double Duometer
- Shifter Shimano Alfine SL-S500 Rapidfire-Plus, 8-speed
- Brakes Shimano Alfine K55012 hydr. Discbrake (160/160mm)
- Crankset Shimano Alfine FC-S500 2-Piece 45, 170mm, Integrated BB, Chainguard
- Cassette Shimano Alfine CS5500 20
- Gear Teeth Shimano Alfine CS5500 20
- Chain Shimano CN-HG53 112 Links
- Rim Alex EN24 Disc
- Front Hub Shimano Deore HB-M595
- Rear Hub Shimano Alfine SG-S500
- Spokes DT Swiss Champion 2.0 black
- Tires Schwalbe Marathon Supreme Kevlar
- Inner Tubes Schwalbe Impac AV17
- Rim Tape Schwalbe 22-622
- Pedals Fasten Alloy
- Saddle RFR Natural Shape 0.1 M
- Seatpost RFR Prolight 31.6mm Setback
- Seat Clamp Scape Varioclose 34.9mm
- Total Weight * 11,94





Lightweight cross-country bike with low-maintenance hub gears and rigid aluminium fork for the everyday rider with low maintenance demands.

FRAME FEATURES

- » Aluminium Lite 6061, thermally treated
- » Pleasant seating position due to gently inclined top tube
- » Highly buckle-resistant dropouts
- » Tidy cable routing
- » Bottle holder fitment to seat and bottom tube option
- » Carrier and mudguard fitting option
- » Top finish multilayer wet lacquer sealed
- » Meets new EU standards - tested to Velotech DINPlus
- » 46, 50, 54, 58, 62; Lady: 46, 50

EQUIPMENT FEATURES

- » Rigid aluminium forks - light and rigid
- » FSA No.10 - light semi-integral steering set
- » FSA XC190 LX/XC270 - filigree front extension/handlebar combination, Humpert Ergorizer handlebars on Lady version
- » Shimano Nexus Premium 8-speed hub gears with freewheeling - low-maintenance
- » Shimano M422 - non-slip cantilever brakes
- » Truvativ Iso Flow with chain protection for optimum forward drive
- » Schürmann YAK 622 - eyelet hollow chamber rims from Germany
- » Schwalbe Road Cruiser light - light and comfortable
- » Scape Active - ergonomic saddle with indentation



BLACK 'N' GREY

| country lite SYSTEM
 | aluminium LITE
 | wet paint SURFACE
 | integrated POST MOUNT
 | integrated cable ROUTING
 | advanced MECHANICAL FORMING

HYDE

Art.-Nr.	138000
Frame	Alu Lite Trekking
Size	46, 50, 54, 58, 62; Lady: 46, 50
Color	Black'n'Grey
Fork	Aluminium Rigid Fork
Headset	FSA NO. 10 semi-Integrated
Stem	FSA XC190 LX, 25.4mm
Handlebar	FSA XC270
Grips	CUBE Double Duometer
Shifter	Shimano Nexus Inter-8 Revoshifter SB-8S20
Brakelever	Shimano Nexus BL-IM60
Brakes	Shimano BR-M422 V-Brake Front & Rear
Crankset	Truvativ Iso Flow 42, 170mm, BB Truvativ Power Spline, Chainguard
Cassette	Shimano Nexus SM-GEAR20 20
Gear Teeth	Shimano Nexus SM-GEAR20 20
Chain	Shimano CN-HG40 114 Links
Rim	Schürmann Yak 622
Front Hub	Shimano Deore HB-M590
Rear Hub	Shimano Nexus SG-8R36-VSAL
Spokes	Mach1 18/0 2.0 silver
Tires	Schwalbe Road Cruiser light
Inner Tubes	Schwalbe Impac AV17
Rim Tape	Schwalbe 22-622
Pedals	Fasten Alloy
Saddle	Scape Active 5
Seatpost	Scape Light 31.6mm
Seat Clamp	Scape Varioclose 34.9mm
Total Weight *	12



TOUR

Our Global Travel Series is distinguished particularly by its high degree of ride comfort and ease of handling.

The basis for these models is provided by high-quality aluminium frames. These frames have once more been approved and adapted. Particular attention was paid in the process to the frame geometry, the weight and maximum rigidity. Hence balanced ride characteristics are guaranteed both when

riding out of saddle and with a high payload. The compact geometry ensures comfort and well-being.

The Global Travel Series is fitted with Suntour quality forks, Busch&Müller lighting systems, interchangeable derailleur hanger and integral dropouts. The dropout of many models has been completely redesigned and now offers a post-mount fixing point for disc brakes and a new rear assembly stand fixing point. With the rear assembly stands supplied our bikes stand even more

securely even with a greater payload. The carriers we use can take a payload of up to a maximum of 25 kg.

Sophisticated brake systems and optimal Busch&Müller lighting systems ensure safety. The lighting is supplied with current by hub dynamos so that they can function faultlessly even in the wet or snow. Here sensor technology are used in the headlight and side light function in the rear light. To keep mud off rider and bike these wheels are fitted with SKS brand mudguards.



We have used different frame geometry designs for three Global Travel Series models. In this case high-quality aluminium rigid forks are used. These have fitting mounts for front wheel carriers for ease of preparing the bike for holiday touring with additional luggage or for long bike journeys.

The CENTRAL SL and CENTRAL PRO have a consciously more sporting design than the other models in the global Travel Series. This is either with low-maintenance Shimano Alfine hub gears like the CENTRAL SL or with derailleur

gears like the CENTRAL PRO. Both these models combine Global Travel Series technology with more sportiness.

The CENTRAL COMP has a frame geometry which is just as comfortable, but combines the design of the Global Travel Series with a low-maintenance, durable and everyday use hub gear and rigid forks.

The lady's version of the CENTRAL COMP is available with step through easy access. Fitted with a lady's ergonomic Humpert Ergorizer handlebar which ensures a comfortable seating position.

As the range of application of our Global Travel Series ranges from shopping trips with a heavy payload to long journeys we have designed the ride characteristics to be pleasant, natural and comfortable. The seating position is supported by cockpit designs and ergonomic grips and matching handlebar-extension combinations in order to promote healthy bike-riding. Choice components ensure suitability for everyday use and durability.



KATHMANDU SL
BLACK ANODIZED

Light, reliable trekking bike for sporting riders, optimally suited for hard long-distance and travel uses.

FRAME FEATURES

- » Aluminium 6061 Superlite, dual conified
- » Pleasant seating position due to gently inclined top tube
- » Post-Mount fitting of disc brakes by MFD
- » Frame Save System - interchangeable Hanger with thread in hanger
- » Interior cable routing
- » Bottle holder fitment to seat and bottom tube option
- » Frame lock attachment option
- » Top finish multilayer wet lacquer sealed
- » Meets new EU standards - tested to Velotech DINPlus
- » 46, 50, 54, 58, 62; Lady: 46, 50, 54
- » Meets SLVZD standard
- » Organic "One-Piece Design"
- » Lightly tensioned top tube for more dynamics and rigidity
- » Newly-developed Multi-Feature-Dropout

KATHMANDU EQUIPMENT FEATURES

- » Suntour NCX-E RL Luft-Hydraulik-Federgabel mit Remote-Lockout
- » FSA Orbit Z - superleichter semi-integrierter Steuersatz
- » Syntace F149/Vector 2014 - sehr leichte und stabile Vorbau-/Lenkerkombination
- » Shimano Deore XT Schallkomponenten
- » Magura HS33 hydr. Felgenbremse für optimal zuverlässige Bremsperformance
- » Shimano Deore XT Kurbel mit Kettenschutzring - hochwertig und besonders leicht für optimale Tritteffizienz
- » Alex EN24 - leichte und stabile Hohlkammerfelgen mit gedichteter XT-Hinterradnabe

- » Schwalbe Marathon Supreme Kevlar - leichte Fallreifen mit progressiver Optik, geringem Rollwiderstand und optimaler Trittfrequenz
- » Selle Royal Freccia RVL - etwas breiterer Tourensattel
- » RFR Prolight Setback Sattelstütze für dynamische Sitzposition
- » Cube Ergo Grips - Griffe für angenehme und komfortable Handhaltung
- » Busch&Müller IQ Cyo R - Frontscheinwerfer mit neuester LED-Technik mit Nahfeldausleuchtung, Hell/Dunkel-Sensor und Standlicht, bis zu 40 Lux Lichtstärke
- » Busch&Müller Toplight Flat Plus - LED-Rücklicht, Standlicht, extrem flaches Gehäuse
- » Shimano DH-3N80 - wartungsarmer und superleichter Nabendynamo mit Schnellspanner
- » Pletscher Comp Zoom - leichter Hinterbauständer für perfekten Stand
- » Racktime Add-It - funktioneller Gepäckträger mit vielfältiger Erweiterungsmöglichkeiten zu Snap-It, sehr tiefe Taschenposition, geschütztes Rücklicht, bis 30Kg Zuladung

KATHMANDU SL EQUIPMENT FEATURES

- » Equipment Features
- » Suntour NCX-RL-D lightweight air-hydraulic sprung forks with Remote Lockout and adjustable damping
- » FSA Orbit Z - super-lightweight semi-integral steering set
- » Syntace F149/Vector 2014 - very light and stable front extension/handlebar combination
- » Shimano Deore XT Shadow gearshift components
- » Shimano Deore XT hydraulic disc brakes

- » Shimano SLX crank with chain protector ring - high-quality and particularly lightweight for optimum pedalling efficiency
- » Alex EN24 - light and stable hollow chamber rims with sealed XT rear wheel hub
- » Schwalbe Marathon Supreme Kevlar - lightweight folding tyres with progressive look, low roll resistance and optimum pedalling frequency
- » Selle Royal Freccia RVL - slightly wider touring saddle
- » RFR Prolight Setback saddle post for dynamic seating position
- » Cube Ergo Grips - grips for pleasant and comfortable feel
- » Busch&Müller IQ Cyo R - highly-developed front headlamp with latest LED technology with close-field illumination, light/dark sensor and parking light, up to 40 Lux light power
- » Busch&Müller Toplight 323 - even brighter LED rear light with area illumination for more safety, parking light, ultra-flat housing, many new features
- » SON Disc hub dynamo - high-quality hub dynamo from Germany with quick-release
- » Pletscher Comp Zoom - lightweight rear assembly stand for perfect stability
- » Tubus Vega - light and stable aluminium carrier, up to 25kg capacity (510g net weight)

SPARES

- » 10121 Hanger black



**KATHMANDU
BLACK ANODIZED**

country lite SYSTEM | aluminium LITE | anodized SURFACE | integrated POST MOUNT | integrated cable ROUTING | advanced MECHANICAL FORMING

KATHMANDU SL

Art.-Nr.	144001
Frame	HPA Trekking Double Butted
Size	46, 50, 54, 58, 62; Lady: 46, 50, 54
Color	Black Anodized
Fork	Suntour NRX RLD
Headset	FSA Orbit Z semi-Integrated
Stem	Syntace F149 Oversized
Handlebar	Syntace Vector 2014
Grips	CUBE Ergo Lock-On
Rear Derailleur	Shimano Deore XT RD-M771 Top Normal
Front Derailleur	Shimano Deore XT FD-M770 Top Swing, 34.9mm
Shifter	Shimano Deore XT SL-M770 Rapidfire-Plus, 9-speed
Brakes	Shimano Deore XT KM7752 hydr. Discbrake (160/160mm)
Crankset	Shimano Deore XT FC-M771 Hollowtech II 48x36x26, 175mm, Integrated BB, Chainguard
Cassette	Shimano XT CS-M770 11-32, 9-speed
Chain	Shimano CN-HG93 114 Links
Rim	Alex EN24 Disc
Front Hub	SON Disc QR Hub Dynamo
Rear Hub	Shimano XT FH-M756
Spokes	DT Swiss Competition 2.0-1.8-2.0 black
Tires	Schwalbe Marathon Supreme Kevlar
Inner Tubes	Schwalbe Trekking light SV18
Rim Tape	Schwalbe 22-622
Pedals	Shimano PDM324
Saddle	Selle Royal Freccia RVL
Seatpost	RFR Prolight 31.6mm Setback
Seat Clamp	Scape Close 34.9mm
Front Light	Busch&Müller Lumotec IQ Cyo R
Rear Light	Busch&Müller Toplight 323
Kickstand	Pletscher Zoom
Mudguard	SKS Bluemels black
Bell	Humpert
Carrier	Tubus Vega SW
Total Weight *	13,56

KATHMANDU

144000
HPA Trekking Double Butted
46, 50, 54, 58, 62; Lady: 46, 50, 54
Black Anodized
Suntour NCX-E RL
FSA Orbit Z semi-Integrated
Syntace F149 Oversized
Syntace Vector 2014
CUBE Ergo Lock-On
Shimano Deore XT RD-M771 Top Normal
Shimano Deore XT FD-M770 Top Swing, 34.9mm
Shimano Deore XT SL-M770 Rapidfire-Plus, 9-speed
Magura HS33 hydr. Caliper Brake
Shimano Deore XT FC-M771 Hollowtech II 48x36x26, 175mm, Integrated BB, Chainguard
Shimano CS-HG50 11-32, 9-speed
Shimano CN-HG53 110 Links
Alex EN24 V-Brake
Shimano DH-3N80-QR Hub Dynamo
Shimano XT FH-M770
DT Swiss Champion 2.0 black
Schwalbe Marathon Supreme Kevlar
Schwalbe Trekking light SV18
Schwalbe 22-622
Fasten Alloy
Selle Royal Freccia RVL
RFR Prolight 31.6mm Setback
Scape Close 34.9mm
Busch&Müller Lumotec IQ Cyo R
Busch&Müller D-Toplight flat plus
Pletscher Zoom
SKS Bluemels black
Humpert
Racktime Add-it
14,16





Outstandingly equipped trekking bike for ambitious touring bikers.

FRAME FEATURES

- » Aluminium 6061 Superlite, dual conified
- » Pleasant seating position due to gently inclined top tube
- » Post-Mount fitting of disc brakes by MFD
- » Frame Save System - interchangeable Hanger with thread in hanger
- » Interior cable routing
- » Bottle holder fitment to seat and bottom tube option
- » Frame lock attachment option
- » Top finish multilayer wet lacquer sealed
- » Meets new EU standards - tested to Velotech DINplus
- » 46, 50, 54, 58, 62; Lady: 46, 50, 54
- » Meets STVZO standard
- » Organic "One-Piece Design"
- » Lightly tensioned top tube for more dynamics and rigidity
- » Newly-developed Multi-Feature-Dropout

EQUIPMENT FEATURES

- » Suntour NCX-D LD sprung forks with Remote Lockout
- » FSA No.10 - light semi-integral steering set
- » FSA XC190 LX/XC270 - filigree front extension/handlebar combination, Humpert Ergorizer handlebars on Lady version
- » Shimano XT/LX gearshift components with Rapidfire Plus - 27 speed
- » Hayes Stroker Trail hydraulic disc brakes for perfect braking performance
- » Shimano SLX crank with chain protector ring - high-quality and lightweight for optimum pedalling frequency
- » Alex EN24 - light and stable hollow chamber rims with sealed XT rear wheel hub

- » Schwalbe Marathon Supreme Kevlar - lightweight folding tyres with progressive look, low roll resistance and optimum pedalling frequency
- » Selle Royal Freccia RVL - slightly wider touring saddle
- » Cube Ergo Grips - grips for pleasant and comfortable feel
- » Busch&Müller IQ Cyo R - highly-developed front headlamp with latest LED technology with close-field illumination, light/dark sensor and parking light, up to 40 Lux light power
- » Busch&Müller Toplight Flat Plus - LED rear light, parking light, extremely flat housing
- » Shimano DH-3D71 - low-maintenance and lightweight hub dynamo with quick-release
- » Pletscher Comp Zoom - lightweight rear assembly stand for perfect stability
- » Racktime Add-It - functional carrier with versatile expansion options to Snap-It, very deep pannier position, protected rear light, up to 30kg capacity

SPARES

- » 10121 Hanger black



BLACK 'N' GREY PRINT
DISC

country lite SYSTEM | aluminium LITE | wet paint SURFACE | integrated POST MOUNT | integrated cable ROUTING | advanced MECHANICAL FORMING

DELHI DISC

Art.-Nr.	143002
Frame	HPA Trekking Double Butted
Size	46, 50, 54, 58, 62; Lady: 46, 50, 54
Color	Black'n'Grey
Fork	Suntour NCX-D RL
Headset	FSA NO. 10 semi-Integrated
Stem	FSA XC190 LX, 25.4mm
Handlebar	FSA XC270
Grips	CUBE Ergo Lock-On
Rear Derailleur	Shimano Deore XT RD-M771 Top Normal
Front Derailleur	Shimano Deore LX FD-M660 Top Swing, 34.9mm
Shifter	Shimano Deore LX SL-M660 Rapidfire-Plus, 9-speed
Brakes	Hayes Stroker Trail hydr. Discbrake (160/160mm)
Crankset	Shimano SLX FC-M660 Hollowtech II 48x36x26, 175mm, Integrated BB, Chainguard
Cassette	Shimano CS-HG50 11-32, 9-speed
Chain	Shimano CN-HG53 110 Links
Rim	Alex EN24 Disc
Front Hub	Shimano DH-3D72-QR Hub Dynamo
Rear Hub	Shimano XT FH-M756
Spokes	DT Swiss Champion 2.0 black
Tires	Schwalbe Marathon Supreme Kevlar
Inner Tubes	Schwalbe Impac AV17
Rim Tape	Schwalbe 22-622
Pedals	Fasten Alloy
Saddle	Selle Royal Freccia RVL
Seatpost	Scape Light 31.6mm
Seat Clamp	Scape Close 34.9mm
Front Light	Busch&Müller Lumotec IQ Cyo R
Rear Light	Busch&Müller D-Toplight flat plus
Kickstand	Pletscher Zoom
Mudguard	SKS Bluemels black
Bell	Humpert
Carrier	Racktime Add-it
Total Weight *	14,2





Outstandingly equipped trekking bike for ambitious touring bikers.

FRAME FEATURES

- » Aluminium 6061 Superlite, dual conified
- » Pleasant seating position due to gently inclined top tube
- » Post-Mount fitting of disc brakes by MFD
- » Frame Save System - interchangeable Hanger with thread in hanger
- » Interior cable routing
- » Bottle holder fitment to seat and bottom tube option
- » Frame lock attachment option
- » Top finish multilayer wet lacquer sealed
- » Meets new EU standards - tested to Velotech DINplus
- » 46, 50, 54, 58, 62; Lady: 46, 50, 54
- » Meets STVZO standard
- » Organic "One-Piece Design"
- » Lightly tensioned top tube for more dynamics and rigidity
- » Newly-developed Multi-Feature-Dropout

EQUIPMENT FEATURES

- » Suntour NCX-D LD sprung forks with Remote Lockout
- » FSA No.10 - light semi-integral steering set
- » FSA XC190 LX/XC270 - filigree front extension/handlebar combination, Humpert Ergorizer handlebars on Lady version
- » Shimano XT/SLX gearshift components with Rapidfire Plus - 27 speed
- » Magura HS11 hydraulic rim brake for very good braking performance
- » Shimano FC-M543 - lightweight crank with chain protector ring, 2-piece, integral inner bearing
- » Alex EN24 - light and stable hollow chamber rims with sealed LX rear wheel hub

- » Schwalbe Road Cruiser light - light and comfortable
- » Selle Royal Freccia RVL - slightly wider touring saddle
- » Cube Ergo Grips - grips for pleasant and comfortable feel
- » Busch&Müller lumotec IQ Fly Senso Plus - parking light with LED-technology, light/dark sensor light power up to 40 Lux
- » Busch&Müller Toplight Flat Plus - LED rear light, parking light, extremely flat housing
- » Shimano DH-3N30 - low-maintenance and lightweight hub dynamo with quick-release
- » Pletscher Comp Zoom - lightweight rear assembly stand for perfect stability

SPARES

- » 10121 Hanger black



WHITE GREY PRINT
LADY HS33

country lite SYSTEM | aluminium LITE | wet paint SURFACE | integrated POST MOUNT | integrated cable ROUTING | advanced MECHANICAL FORMING

DELHI

Art.-Nr.	Black'n'Grey 143000/White Grey Print 143001
Frame	HPA Trekking Double Butted
Size	46, 50, 54, 58, 62; Lady: 46, 50, 54
Color	Black'n'Grey or White Grey Print
Fork	Suntour NCX-D RL
Headset	FSA NO. 10 semi-Integrated
Stem	FSA XC190 LX, 25.4mm
Handlebar	FSA XC270
Grips	CUBE Ergo Lock-On
Rear Derailleur	Shimano Deore XT RD-M771 Top Normal
Front Derailleur	Shimano Deore LX FD-M660 Top Swing, 34.9mm
Shifter	Shimano Deore SL-M590 Rapidfire-Plus, 9-speed
Brakes	Magura HS11 hydr. Caliper Brake
Crankset	Shimano FC-M543 2-Piece 48x36x26, 175mm, Integrated BB, Chainguard
Cassette	Shimano CS-HG50 11-32, 9-speed
Chain	Shimano CN-HG53 110 Links
Rim	Alex EN24 V-Brake
Front Hub	Shimano DH-3N72-QR Hub Dynamo
Rear Hub	Shimano LX FH-T660
Spokes	Mach1 18/0 2.0 silver
Tires	Schwalbe Road Cruiser light
Inner Tubes	Schwalbe Impac AV17
Rim Tape	Schwalbe 22-622
Pedals	Fasten Alloy
Saddle	Selle Royal Freccia RVL
Seatpost	Scape Light 31.6mm
Seat Clamp	Scape Close 34.9mm
Front Light	Busch&Müller Lumotec IQ Fly Senso
Rear Light	Busch&Müller D-Toplight flat plus
Kickstand	Pletscher Zoom
Mudguard	SKS Bluemels black
Bell	Humpert
Carrier	Scape Multifeature
Total Weight *	14,63





Balanced trekking bike with highly functional frame and high-quality equipment.

FRAME FEATURES

- » Aluminium 6061 Superlite, dual conified
- » Pleasant seating position due to gently inclined top tube
- » Post-Mount fitting of disc brakes by MFD
- » Frame Save System - interchangeable Hanger with thread in hanger
- » Interior cable routing
- » Bottle holder fitment to seat and bottom tube option
- » lightweight carrier and mudguard fitting by MFD option
- » Frame lock attachment option
- » Top finish multilayer wet lacquer sealed
- » Meets new EU standards - tested to Velotech DINPlus
- » 46, 50, 54, 58, 62; Lady: 46, 50, 54
- » Meets STVZO standard
- » Organic "One-Piece Design"
- » Lightly tensioned top tube for more dynamics and rigidity
- » Newly-developed Multi-Feature-Dropout

EQUIPMENT FEATURES

- » Suntour NCX-D LD sprung forks with Lockout Function
- » FSA No.10 - light semi-integral steering set
- » FSA XC190 LX/XC270 - filigree front extension/handlebar combination, Humpert Ergorizer handlebars on Lady version
- » Shimano XT/SL/Deore gearshift components with Rapidfire Plus - 27 speed
- » Hayes Stroker Ryde hydraulic disc brakes for optimum braking performance
- » Shimano FC-M521 - lightweight Octalink crank
- » Alex EN24 - light and stable hollow chamber rims with Shimano FH-M525 hubs

- » Schwalbe Road Cruiser light - light and comfortable
- » Selle Royal Freccia RVL - slightly wider touring saddle
- » Cube Ergo Grips - grips for pleasant and comfortable feel
- » Busch&Müller D-Lumotec Fly Senso - diode headlamp with light/dark sensor
- » Busch&Müller Toplight Flat Plus - LED rear light, parking light, extremely flat housing
- » Shimano DH-3N30 - low-maintenance hub dynamo with quick-release
- » Pletscher Comp Zoom - lightweight rear assembly stand for perfect stability

SPARES

- » 10123 Hanger black



COCOA BLACK PRINT

| country lite SYSTEM
 | aluminium LITE
 | wet paint SURFACE
 | integrated POST MOUNT
 | integrated cable ROUTING
 | advanced MECHANICAL FORMING

TOURING DISC

Art.-Nr.	142002
Frame	HPA Trekking Double Butted
Size	46, 50, 54, 58, 62; Lady: 46, 50, 54
Color	Cocoa Black Print
Fork	Suntour NCX-D 1.0
Headset	FSA NO. 10 semi-Integrated
Stem	FSA XC190 LX, 25.4mm
Handlebar	FSA XC270
Grips	CUBE Ergo Lock-On
Rear Derailleur	Shimano Deore XT RD-M771 Top Normal
Front Derailleur	Shimano Deore FD-M590 Top Swing, 34.9mm
Shifter	Shimano Deore SL-M590 Rapidfire-Plus, 9-speed
Brakes	Hayes Stroker Ryde hydr. Discbrake (160/160mm)
Crankset	Shimano FC-M521 Octalink 48x36x26, 175mm, Shimano BB-ES25, Chainguard
Cassette	Shimano CS-HG50 11-32, 9-speed
Chain	Shimano CN-HG53 110 Links
Rim	Alex EN24 Disc
Front Hub	Shimano DH-3D30-QR Hub Dynamo
Rear Hub	Shimano FH-M525
Spokes	DT Swiss Champion 2.0 black
Tires	Schwalbe Road Cruiser light
Inner Tubes	Schwalbe Impac AV17
Rim Tape	Schwalbe 22-622
Pedals	Fasten Alloy
Saddle	Scape Active 5
Seatpost	Scape Light 31.6mm
Seat Clamp	Scape Close 34.9mm
Front Light	Busch&Müller D-lumotec Fly Senso
Rear Light	Busch&Müller D-Toplight flat plus
Kickstand	Pletscher Zoom
Mudguard	SKS Bluemels black
Bell	Humpert
Carrier	Scape Multifeature
Total Weight *	15,1





Balanced trekking bike with highly functional frame and high-quality equipment.

FRAME FEATURES

- » Aluminium 6061 Superlite, dual conified
- » Pleasant seating position due to gently inclined top tube
- » Post-Mount fitting of disc brakes by MFD
- » Frame Save System - interchangeable Hanger with thread in hanger
- » Interior cable routing
- » Bottle holder fitment to seat and bottom tube option
- » Frame lock attachment option
- » Top finish multilayer wet lacquer sealed
- » Meets new EU standards - tested to Velotech DINplus
- » 46, 50, 54, 58, 62; Lady: 46, 50, 54
- » Meets STVZO standard
- » Organic "One-Piece Design"
- » Lightly tensioned top tube for more dynamics and rigidity
- » Newly-developed Multi-Feature-Dropout

EQUIPMENT FEATURES

- » Suntour NCX-D LD sprung forks with Lockout Function
- » FSA No.10 - light semi-integral steering set
- » FSA XC190 LX/XC270 - filigree front extension/handlebar combination, Humpert Ergorizer handlebars on Lady version
- » Shimano XT/SL/Deore gearshift components with Rapidfire Plus - 27 speed
- » Shimano M422 - non-slip cantilever brakes
- » Shimano FC-M521 - lightweight Octalink crank
- » Schürmann YAK 622 - eyelet hollow chamber rims from Germany
- » Schwalbe Road Cruiser light - light and comfortable
- » Selle Royal Freccia RVL - slightly wider touring saddle

- » Cube Ergo Grips - grips for pleasant and comfortable feel
- » Busch&Müller D-Lumotec Fly Senso - diode headlamp with light/dark sensor
- » Busch&Müller Toplight Flat Plus - LED rear light, parking light, extremely flat housing
- » Shimano DH-3N30 - low-maintenance hub dynamo with quick-release
- » Pletscher Comp Zoom - lightweight rear assembly stand for perfect stability

SPARES

- » 10121 Hanger black



WHITE CYAN PRINT

country lite SYSTEM
 aluminium LITE
 wet paint SURFACE
 integrated POST MOUNT
 integrated cable ROUTING
 advanced MECHANICAL FORMING

TOURING

Art.-Nr.	Cocoa Black Print 142000/ White Cyan Print 142001
Frame	HPA Trekking Double Butted
Size	46, 50, 54, 58, 62; Lady: 46, 50, 54
Color	Cocoa Black Print or White Cyan Print
Fork	Suntour NCX-D 1.0
Headset	FSA NO. 10 semi-Integrated
Stem	FSA XC190 LX, 25.4mm
Handlebar	FSA XC270
Grips	CUBE Ergo Lock-On
Rear Deraillieur	Shimano Deore XT RD-M771 Top Normal
Front Deraillieur	Shimano Deore FD-M590 Top Swing, 34.9mm
Shifter	Shimano Deore SL-M590 Rapidfire-Plus, 9-speed
Brakelever	Shimano BL-M421
Brakes	Shimano BR-M422 V-Brake Front & Rear
Crankset	Shimano FC-M521 Octalink 48x36x26, 175mm, Shimano BB-ES25, Chainguard
Cassette	Shimano CS-HG50 11-32, 9-speed
Chain	Shimano CN-HG53 110 Links
Rim	Schürmann Yak 622
Front Hub	Shimano DH-3N30-QR Hub Dynamo
Rear Hub	Shimano Deore FH-M590
Spokes	Mach1 18/0 2.0 silver
Tires	Schwalbe Road Cruiser light
Inner Tubes	Schwalbe Impac AV17
Rim Tape	Schwalbe 22-622
Pedals	Fasten Alloy
Saddle	Scape Active 5
Seatpost	Scape Light 31.6mm
Seat Clamp	Scape Close 34.9mm
Front Light	Busch&Müller D-lumotec Fly Senso
Rear Light	Busch&Müller D-Toplight flat plus
Kickstand	Pletscher Zoom
Mudguard	SKS Bluemels black
Bell	Humpert
Carrier	Scape Multifeature
Total Weight *	14,86





SILVER GREY PRINT

Functional and solid trekking bike with reliable equipment for hard everyday city use and touring in the country.

FRAME FEATURES

- » Aluminium 6061, thermally treated
- » Welded-on gussets in particularly stressed areas
- » Pleasant seating position due to gently inclined top tube
- » Highly buckle-resistant dropouts
- » Interchangeable Hanger
- » Tidy cable routing
- » Bottle holder fitment to seat and bottom tube option
- » Disc brakes can be retro-fitted
- » Frame lock attachment option
- » Top finish multilayer wet lacquer sealed
- » Meets new EU standards - tested to Velotech DINPlus
- » 46, 50, 54, 58, 62; Lady: 46, 50, 54
- » Meets STVZO standard

- » Busch&Müller rear light with LED technology and parking light function

SPARES

- » 10121 Hanger black

EQUIPMENT FEATURES

- » Suntour NEX4110 sprung forks with steel springs
- » FSA No.10 - light semi-integral steering set
- » FSA XC190 LX/XC270 - filigree front extension/handlebar combination, Humpert Ergorizer handlebars on Lady version
- » Shimano Deore gearshift components - 27-speed
- » Shimano M422 - non-slip cantilever brakes
- » Shimano FC-M311 - stable crank with chain protector ring, great gear range
- » Schürmann YAK 622 - eyelet hollow chamber rims from Germany
- » Schwalbe Road Cruiser light - light and comfortable
- » Scape Active - ergonomic saddle with indentation
- » Busch&Müller Lumotec Senso - headlamp with Halogen-Senso-Technik, automatic switch-on/off



WHITE BLACK PRINT

global travel SYSTEM | aluminium LITE | wet paint SURFACE

TRAVEL

Art.-Nr.	Silver Grey 141000/ White Black Print 142001
Frame	Alu Trekking
Size	46, 50, 54, 58, 62; Lady: 46, 50, 54
Color	Silver Grey or White Black Print
Fork	Suntour NEX4110
Headset	FSA NO. 10 semi-Integrated
Stem	FSA XC190 LX, 25.4mm
Handlebar	FSA XC270
Grips	CUBE Double Duometer
Rear Derailleur	Shimano Deore RD-M591 Top Normal
Front Derailleur	Shimano Deore FD-M590 Top Swing, 34.9mm
Shifter	Shimano Deore SL-M590 Rapidfire-Plus, 9-speed
Brakelever	Shimano BL-M421
Brakes	Shimano BR-M422 V-Brake Front & Rear
Crankset	Shimano FC-M443 48x36x26, 170mm, Shimano BB-UN26, Chainguard
Cassette	Shimano CS-HG50 11-32, 9-speed
Chain	Shimano CN-HG53 110 Links
Rim	Schürmann Yak 622
Front Hub	Shimano DH-3N30-QR Hub Dynamo
Rear Hub	Shimano FH-RM30
Spokes	Mach1 18/0 2.0 silver
Tires	Schwalbe Road Cruiser light
Inner Tubes	Schwalbe Impac AV17
Rim Tape	Schwalbe 22-622
Pedals	Fasten City
Saddle	Scape Active 5
Seatpost	Scape Light 31.6mm
Seat Clamp	Scape Close 34.9mm
Front Light	Busch&Müller Lumotec Senso
Rear Light	Busch&Müller Sidelight
Kickstand	Scape
Mudguard	SKS Bluemels black
Bell	Humpert
Carrier	Scape
Total Weight *	15,5





Rock-solid cross-country bike with comfortable seating position and sound 24-speed equipment, suitable for leisure and fitness riding.

FRAME FEATURES

- » Aluminium 6061, thermally treated
- » Welded-on gussets in particularly stressed areas
- » Pleasant seating position due to gently inclined top tube
- » Highly buckle-resistant dropouts
- » Interchangeable Hanger
- » Tidy cable routing
- » Bottle holder fitment to seat and bottom tube option
- » Disc brakes can be retro-fitted
- » Frame lock attachment option
- » Top finish multilayer wet lacquer sealed
- » Meets new EU standards - tested to Velotech DINPlus
- » 46, 50, 54, 58, 62; Lady: 46, 50, 54
- » Meets SIVZO standard

- » Busch&Müller rear light with LED technology and parking light function

SPARES

- » 10121 Hanger black

EQUIPMENT FEATURES

- » Suntour NEX4110 sprung forks with steel springs
- » FSA No.10 - light semi-integral steering set
- » FSA XC190 LX/XC270 - filigree front extension/handlebar combination, Humpert Ergorizer handlebars on Lady version
- » Shimano full equipment - 24 Gang
- » Shimano M422 - non-slip cantilever brakes
- » Shimano FC-M311 - stable crank with chain protector ring, great gear range
- » Schürmann YAK 622 - eyelet hollow chamber rims from Germany
- » Schwalbe Road Cruiser light - light and comfortable
- » Scape Active - ergonomic saddle with indentation
- » Busch&Müller Lumotec Senso - headlamp with Halogen-Senso-Technik, automatic switch-on/off



COOL BLACK

global travel SYSTEM | aluminium LITE | wet paint SURFACE

TOWN

Art.-Nr.	140000
Frame	Alu Trekking
Size	46, 50, 54, 58, 62; Lady: 46, 50, 54
Color	Cool Black
Fork	Suntour NEX4110
Headset	FSA NO. 10 semi-Integrated
Stem	FSA XC190 LX, 25.4mm
Handlebar	FSA XC270
Grips	CUBE Double Duometer
Rear Derailleur	Shimano Alivio RD-M410 Top Normal
Front Derailleur	Shimano FD-M310 Top Swing, 34.9mm
Shifter	Shimano ST-EF60 EZ Fire-Plus, 8-speed
Brakes	Shimano BR-M422 V-Brake Front & Rear
Crankset	Shimano FC-M311 48x38x28, 170mm, Shimano BB-UN26, Chainguard
Cassette	Shimano CS-HG30 11-30, 8-speed
Chain	Shimano CN-HG40 114 Links
Rim	Schürmann Yak 622
Front Hub	Shimano DH-3N30-QR Hub Dynamo
Rear Hub	Shimano FH-RM30
Spokes	Mach1 18/0 2.0 silver
Tires	Schwalbe Road Cruiser light
Inner Tubes	Schwalbe Impac AV17
Rim Tape	Schwalbe 22-622
Pedals	Fasten City
Saddle	Scape Active 5
Seatpost	Scape Light 31.6mm
Seat Clamp	Scape Close 34.9mm
Front Light	Busch&Müller Lumotec Senso
Rear Light	Busch&Müller Sidelight
Kickstand	Scape
Mudguard	SKS Bluemels black
Bell	Humpert
Carrier	Scape
Total Weight *	15,5





Modern and sports trekking bike with low-maintenance hub gears, suitable for reliable long-term city use.

FRAME FEATURES

- » Aluminium Lite 6061, thermally treated
- » Pleasant seating position due to gently inclined top tube
- » Post-Mount fitting of disc brakes by MFD
- » Frame Save System - interchangeable Hanger with thread in hanger
- » Bottle holder filament to seat and bottom tube option
- » Frame lock attachment option
- » Top finish multilayer wet lacquer sealed
- » Meets new EU standards - tested to Velotech DINPlus
- » 46, 50, 54, 58, 62; Lady: 46, 50, 54
- » Meets STVZO standard
- » Organic "One-Piece Design"
- » Lightly tensioned top tube for more dynamics and rigidity
- » Newly-developed Multi-Feature-Dropout

- » RFR Prolight Setback saddle post for dynamic seating position
- » Cube Ergo Grips - grips for pleasant and comfortable feel
- » Busch&Müller IQ Cyo R - highly-developed front headlamp with latest LED technology with close-field illumination, light/dark sensor and parking light, up to 40 Lux light power
- » Busch&Müller Toplight 323 - even brighter LED rear light with area illumination for more safety, parking light, ultra-flat housing, many new features
- » Shimano DH-3D71 - low-maintenance and lightweight VR hub dynamo with quick-release
- » Pletscher Comp Zoom - lightweight rear assembly stand for perfect stability
- » Tubus Vega - light and stable aluminium carrier, up to 25kg capacity (510g net weight)

EQUIPMENT FEATURES

- » Rigid aluminium forks - light and rigid
- » FSA No.10 - light semi-integral steering set
- » Syntace F149/Vector 2014 - very light and stable front extension/handlebar combination
- » Shimano Alfine 8-speed hub gears - low-maintenance and design-oriented
- » Shimano Alfine hydraulic disc brakes
- » FSA Gossamer Pro MegaExo dual crank with integral inner bearing
- » Alex EN24 - light and robust hollow section rims
- » Schwalbe Marathon Supreme Kevlar - lightweight folding tyres with progressive look, low roll resistance and optimum pedalling frequency
- » Selle Royal Freccia RVL - slightly wider touring saddle

SPARES

- » 10130 Hanger red



BLACK GREY PRINT

global travel SYSTEM
 aluminium LITE
 wet paint SURFACE
 integrated POST MOUNT
 advanced MECHANICAL FORMING

CENTRAL SL

Art.-Nr.	145002
Frame	Alu Lite Trekking
Size	46, 50, 54, 58, 62; Lady: 46, 50, 54
Color	Black Grey Print
Fork	Aluminium Rigid Fork
Headset	FSA NO. 10 semi-Integrated
Stem	Syntace F149 Oversized
Handlebar	Syntace Vector 2014
Grips	CUBE Ergo Lock-On
Front Derailleur	Shimano FD-R440 Top Swing, 34.9mm
Shifter	Shimano Alfine SL-S500 Rapidfire-Plus, 8-speed
Brakes	Shimano Alfine KS5012 hydr. Discbrake (160/160mm)
Crankset	FSA Gossamer Pro 50x34, Integrated BB
Cassette	Shimano Alfine CSS500 20
Gear Teeth	Shimano Alfine CSS500 20
Chain	Shimano CN-HG53 110 Links
Rim	Alex EN24 Disc
Front Hub	Shimano DH-3D72-QR Hub Dynamo
Rear Hub	Shimano Alfine SG-S500
Spokes	DT Swiss Competition 2.0-1.8-2.0 black
Tires	Schwalbe Marathon Supreme Kevlar
Inner Tubes	Schwalbe Trekking light SV18
Rim Tape	Schwalbe 22-622
Pedals	Fasten Alloy
Saddle	Selle Royal Freccia RVL
Seatpost	RFR Prolight 31.6mm Setback
Seat Clamp	Scape Close 34.9mm
Front Light	Busch&Müller Lumotec IQ Cyo R
Rear Light	Busch&Müller Toplight 323
Kickstand	Pletscher Zoom
Mudguard	SKS Bluemels black
Bell	Humpert
Carrier	Tubus Vega SW
Total Weight *	14,1





Mimimalised trekking bike with 27-speed derailleur gears and rigid aluminium fork.

FRAME FEATURES

- » Aluminium Lite 6061, thermally treated
- » Pleasant seating position due to gently inclined top tube
- » Post-Mount fitting of disc brakes by MFD
- » Frame Save System - interchangeable Hanger with thread in hanger
- » Bottle holder filament to seat and bottom tube option
- » Frame lock attachment option
- » Top finish multilayer wet lacquer sealed
- » Meets new EU standards - tested to Velotech DINPlus
- » 46, 50, 54, 58, 62; Lady: 46, 50, 54
- » Organic "One-Piece Design"
- » Lightly tensioned top tube for more dynamics and rigidity
- » Newly-developed Multi-Feature-Dropout

- » Pletscher Comp Zoom - lightweight rear assembly stand for perfect stability
- » Tubus Vega - light and stable aluminium carrier, up to 25kg capacity (510g net weight)

SPARES

- » 10123 Hanger black

EQUIPMENT FEATURES

- » Rigid aluminium forks - light and rigid
- » FSA No.10 - light semi-integral steering set
- » Syntace F149/Vector 2014 - very light and stable front extension/handlebar combination
- » Shimano XT/LX/SLX gearshift components with Rapidfire Plus - 27 speed
- » Shimano M422 - non-slip cantilever brakes
- » Shimano SLX crank with chain protector ring - high-quality and lightweight for optimum pedalling frequency
- » Alex EN24 - light and stable hollow chamber rims with sealed Shimano Deore XT hubs
- » Schwalbe Road Cruiser light - light and comfortable
- » Selle Royal Freccia RVL - slightly wider touring saddle
- » RFR Prolight Setback saddle post for dynamic seating position



COCOA GREY PRINT

CENTRAL PRO

Art.-Nr.	145001
Frame	Alu Lite Trekking
Size	46, 50, 54, 58, 62; Lady: 46, 50, 54
Color	Cocoa Grey Print
Fork	Aluminium Rigid Fork
Headset	FSA NO. 10 semi-Integrated
Stem	Syntace F149 Oversized
Handlebar	Syntace Vector 2014
Grips	CUBE Ergo Lock-On
Rear Derailleur	Shimano Deore XT RD-M771 Top Normal
Front Derailleur	Shimano Deore LX FD-M660 Top Swing, 34.9mm
Shifter	Shimano Deore LX SL-M660 Rapidfire-Plus, 9-speed
Brakelever	Shimano BL-M421
Brakes	Shimano BR-M422 V-Brake Front & Rear
Crankset	Shimano SLX FC-M660 Hollowtech II 48x36x26, 175mm, Integrated BB, Chainguard
Cassette	Shimano CS-HG50 11-32, 9-speed
Chain	Shimano CN-HG53 110 Links
Rim	Alex EN24 V-Brake
Front Hub	Shimano XT HB-M770
Rear Hub	Shimano XT FH-M770
Spokes	DT Swiss Competition 2.0-1.8-2.0 black
Tires	Schwalbe Road Cruiser light light
Inner Tubes	Schwalbe Trekking light SV18
Rim Tape	Schwalbe 22-622
Pedals	Fasten Alloy
Saddle	Selle Royal Freccia RVL
Seatpost	RFR Prolight 31.6mm Setback
Seat Clamp	Scape Close 34.9mm
Kickstand	Pletscher Zoom
Mudguard	SKS Bluemels black
Bell	Humpert
Carrier	Tubus Vega SW
Total Weight *	12,8





**Weigh-optimised trekking bike with 8-speed hub gears and rigid fork.
Also available in a ladies step-in easy access version.**

FRAME FEATURES

- » Aluminium Lite 6061, thermally treated
- » Pleasant seating position due to gently inclined top tube
- » New buckle-resistant dropouts for hub gears
- » Bottle holder fitment to seat and bottom tube option
- » Frame lock attachment option
- » Top finish multilayer wet lacquer sealed
- » Meets new EU standards - tested to Velotech DINPlus
- » 50, 54, 58, 62; Lady (Step through easy access frame): 46,52
- » Meets STVZO standard
- » Organic "One-Piece Design"
- » Lightly tensioned top tube for more dynamics and rigidity
- » Newly-developed Multi-Feature-Dropout for hub gears

- » Busch&Müller Lumotec IQ Fly Senso Plus - parking light with LED- technology, light/dark sensor light power up to 40 Lux
- » Busch&Müller Toplight Flat Plus - LED rear light, parking light, extremely flat housing
- » Shimano DH-3N71 - low-maintenance and lightweight VR hub dynamo with quick-release
- » Pletscher Comp Zoom - lightweight rear assembly stand for perfect stability

EQUIPMENT FEATURES

- » Rigid aluminium forks - light and rigid
- » FSA No.10 - light semi-integral steering set
- » FSA XC190 LX/XC270 - filigree front extension/handlebar combination, Humpert Ergorizer handlebars on Lady version
- » Shimano Nexus Premium 8-speed hub gears with freewheeling - low-maintenance
- » Shimano M422 - non-slip cantilever brakes
- » Shimano Alfine- very light crank with chain protector ring, 2-piece, integral inner bearing
- » Schürmann YAK 622 - eyelet hollow chamber rims from Germany
- » Schwalbe Road Cruiser light - light and comfortable
- » Scape Active - ergonomic saddle with indentation



WHITE GREY PRINT
LADY

global travel SYSTEM

aluminium LITE

wet paint SURFACE

advanced MECHANICAL FORMING

CENTRAL COMP

Art.-Nr.	145000
Frame	Alu Lite Trekking
Size	50, 54, 58, 62; Lady (Step through easy access frame): 46,52
Color	White Grey Print
Fork	Aluminium Rigid Fork
Headset	FSA NO. 10 semi-Integrated
Stem	FSA XC190 LX, 25.4mm
Handlebar	FSA XC270
Grips	CUBE Double Duometer
Shifter	Shimano Nexus Inter-8 Revoshifter SB-8S20
Brakel lever	Shimano Nexus BL-1M60
Brakes	Shimano BR-M422 V-Brake Front & Rear
Crankset	Shimano Alfine FC-S500 2-Piece 45, 170mm, Integrated BB, Chainguard
Cassette	Shimano Nexus SM-GEAR20 20
Gear Teeth	Shimano Nexus SM-GEAR20 20
Chain	Shimano CN-HG40 114 Links
Rim	Schürmann Yak 622
Front Hub	Shimano DH-3N72-QR Hub Dynamo
Rear Hub	Shimano Nexus SG-8R36-VSAL
Spokes	Mach1 18/0 2.0 silver
Tires	Schwalbe Road Cruiser light
Inner Tubes	Schwalbe Impac AV17
Rim Tape	Schwalbe 22-622
Pedals	Fasten Alloy
Saddle	Scape Active 3
Seatpost	Scape Light 31.6mm
Seat Clamp	Scape Close 34.9mm
Front Light	Busch&Müller Lumotec IQ Fly Senso
Rear Light	Busch&Müller D-Toplight flat plus
Kickstand	Pletscher Zoom
Mudguard	SKS Bluemels black
Bell	Humpert
Carrier	Scape Multifeature
Total Weight *	13,5





Do you want more fun? Do you want more dynamics? With our Crossroad Series you get it all!

Lighter and more sporty. The Crossroad Series frames are manufactured from high-quality Aluminium. The low weight and equipment make it possible to get round town quickly or to make trips into

the country. On the road, in easy terrain and country lanes you will feel at home.

The geometry provides a comfortable seating position, not inclined too far forward. Nonetheless high speeds are possible. Good vision is guaranteed at all times due to the sophisticated frame geometry.

Light weight is the norm, Schwalbe tyres with low roll resistance, ergonomically adapted cockpit and wide gear ranges. Naturally high-quality equipment is included in this standard.

There is also the option of retrofitting bottle holders and carriers.



TOUR

With our SL CROSS TEAM, SL CROSS PRO and SL CROSS COMP models you feel good on the road just as on light terrain. High-quality mountain bike components and steering precision guaranteed by the light aluminium rigid forks are an invitation to smoothly switch from road to gravel.

The SL CROSS RACE model by contrast is more at home on the road.

Fitted with Black Speed carbon forks and a lighter triple butted aluminium frame and high-quality components, very high speeds are possible. Equipment includes a Syntace

handlebar/front extension combination and an easy-shift Ultegra SL.

But it doesn't matter where you are, either on a country lane or on the road, maximum riding fun is guaranteed.





Fast cross-country bike with scratch-resistant Eloxal finish and sports seating position, suitable for performance-oriented riders but who still attach importance to ride comfort.

FRAME FEATURES

- » High Performance Aluminium 6061, triple conified
- » Pleasant seating position due to gently inclined top tube
- » Highly buckle-resistant 3D dropouts
- » Frame Save System - interchangeable Hanger with thread in hanger
- » Tidy cable routing
- » Bottle holder fitment to seat and bottom tube option
- » Carrier and mudguard fitting option
- » Highly scratch-resistant Eloxal finish with laser design
- » Meets new EU standards - tested to Velotech DINPlus
- » 50, 53, 56, 59, 62

EQUIPMENT FEATURES

- » Dedacciai Black Speed - light and rigid carbon forks
- » FSA No.10 - light semi-integral steering set
- » Syntace F149/Duraflite 2014 - super-lightweight stable front extension stable front extension/handlebar combination
- » Shimano Ultegra/105 gearshift components - 30-speed
- » Shimano M422 - non-slip cantilever brakes
- » Shimano Ultegra crank
- » Alex EN24 - light and stable hollow chamber rims with Shimano Ultegra hubs
- » Schwalbe Kojak - high-speed comfort tyres
- » Scape Active - ergonomic saddle with indentation

SPARES

- » 10131 Hanger red



BLACK ANODIZED

|
 |
 |
 |
 |
 |

SL CROSS RACE

- Art.-Nr. 150000
- Frame HPA Crossroad Triple Butted
- Size 50, 53, 56, 59, 62
- Color Black Anodized
- Fork Dedacciai Black Speed
- Headset FSA NO. 10 semi-Integrated
- Stem Syntace F149 Oversized
- Handlebar Syntace Duraflite 2014
- Grips CUBE Double Duometer
- Rear Derailleur Shimano Ultegra RD 670065
- Front Derailleur Shimano FD-R773 Clamp, 34.9mm
- Shifter Shimano SL-R770 Flat Handlebar, 10-speed
- Brakelever Shimano BL-M421
- Brakes Shimano BR-M422 V-Brake Front & Rear
- Crankset Shimano Ultegra FC-6703 Hollowtech II 52x39x30, 175mm, Integrated BB
- Cassette Shimano 105 CS-5600 12-27, 10-speed
- Chain Shimano 105 CN-5600 108 Links
- Rim Alex EN24 V-Brake
- Front Hub Shimano Ultegra HB-6700
- Rear Hub Shimano Ultegra FH-6700
- Spokes DT Swiss Champion 2.0 black
- Tires Schwalbe Kojak
- Inner Tubes Schwalbe Trekking light SV18
- Rim Tape Schwalbe 22-622
- Pedals Fasten Alloy
- Saddle Scape Active 3
- Seatpost RFR Prolight 31.6mm Setback
- Seat Clamp Scape Close 34.9mm
- Total Weight * 9,54





Lightweight cross-country bike with high-quality MTB gear set for long-distance touring, but also moderate off-road tracks.

FRAME FEATURES

- » Aluminium 6061 Superlite, dual conified
- » Welded-on gussets in particularly stressed areas
- » Pleasant seating position due to gently inclined top tube
- » Highly buckle-resistant dropouts
- » Frame Save System - interchangeable Hanger with thread in hanger
- » Tidy cable routing
- » Bottle holder fitment to seat and bottom tube option
- » Carrier and mudguard fitting option
- » Top finish multilayer wet lacquer sealed
- » Meets new EU standards - tested to Velotech DINPlus
- » 50, 53, 56, 59, 62

SPARES

- » 10106 Hanger black

EQUIPMENT FEATURES

- » Rigid aluminium forks - light and rigid
- » FSA No.10 - light semi-integral steering set
- » Syntace F149/Duraflite 2014 - super-lightweight stable front extension stable front extension/handlebar combination
- » Shimano XT/SLX gearshift components with Rapidfire Plus - 27 speed
- » Shimano M422 - non-slip cantilever brakes
- » Shimano SLX crank with chain protector ring - high-quality and particularly lightweight for optimum pedalling efficiency
- » Alex EN24 - light and stable hollow chamber rims with Shimano Ultegra hubs
- » Schwalbe Racing Ralph Kevlar folding tyres - very light with low roll resistance and optimum traction
- » Scape Active - ergonomic saddle with indentation



WHITE BLUE PRINT

competition LINE
 cross road LINE
 aluminium SUPERLITE
 FSS FORME SAVE SYSTEM
 wet paint SURFACE

SL CROSS TEAM

- Art.-Nr. 149000
- Frame *Alu Superlite Crossroad Double Butted*
- Size 50, 53, 56, 59, 62
- Color *White Blue Print*
- Fork *Aluminium Rigid Fork*
- Headset *FSA NO. 10 semi-Integrated*
- Stem *Syntace F149 Oversized*
- Handlebar *Syntace Duraflite 2014*
- Grips *CUBE Double Duometer*
- Rear Derailleur *Shimano Deore XT RD-M771 Top Normal*
- Front Derailleur *Shimano Deore LX FD-M660 Top Swing, 34.9mm*
- Shifter *Shimano Deore LX SL-M660 Rapidfire-Plus, 9-speed*
- Brakelever *Shimano BL-M421*
- Brakes *Shimano BR-M422 V-Brake Front & Rear*
- Crankset *Shimano Deore XT FC-M771 Hollowtech II 48x36x26, 175mm, Integrated BB, Chainguard*
- Cassette *Shimano CS-HG50 11-32, 9-speed*
- Chain *Shimano CN-HG53 112 Links*
- Rim *Alex EN24 V-Brake*
- Front Hub *Shimano Ultegra HB-6700*
- Rear Hub *Shimano Ultegra FH-6700*
- Spokes *Mach1 18/0 2.0 silver*
- Tires *Schwalbe Racing Ralph Kevlar*
- Inner Tubes *Schwalbe Impac AV17*
- Rim Tape *Schwalbe 22-622*
- Pedals *Fasten Alloy*
- Saddle *Scape Active 3*
- Seatpost *Scape Light 31.6mm*
- Seat Clamp *Scape Close 34.9mm*
- Total Weight * 10,2





Outstandingly equipped lightweight cross-country bike with stable wheels for touring and moderate off-road and forest tracks.

FRAME FEATURES

- » Aluminium 6061 Superlite, dual conified
- » Welded-on gussets in particularly stressed areas
- » Pleasant seating position due to gently inclined top tube
- » Highly buckle-resistant dropouts
- » Frame Save System - interchangeable Hanger with thread in hanger
- » Tidy cable routing
- » Bottle holder fitment to seat and bottom tube option
- » Carrier and mudguard fitting option
- » Top finish multilayer wet lacquer sealed
- » Meets new EU standards - tested to Velotech DINPlus
- » 50, 53, 56, 59, 62

SPARES

- » 10106 Hanger black

EQUIPMENT FEATURES

- » Rigid aluminium forks - light and rigid
- » FSA No.10 - light semi-integral steering set
- » FSA XC190 LX/XC270 - filigree front extension/handlebar combination, Humpert Ergorizer handlebars on Lady version
- » Shimano Deore/SLX gearshift components with Rapidfire Plus - 27 speed
- » Shimano M422 - non-slip cantilever brakes
- » Shimano SLX crank with chain protector ring - high-quality and lightweight for optimum pedalling frequency
- » Schürmann YAK 622 - eyelet hollow chamber hubs from Germany with Shimano 105 hubs
- » Schwalbe CX Comp - comfort tyres with good grip
- » Scape Active - ergonomic saddle with indentation



WHITE'N'BLACK

competition LINE
 cross road LINE
 aluminium SUPERLITE
 FSS FORME SAVE SYSTEM
 wet paint SURFACE

SL CROSS PRO

Art.-Nr.	148000
Frame	Alu Superlite Crossroad Double Butted
Size	50, 53, 56, 59, 62
Color	White'n'Black
Fork	Aluminium Rigid Fork
Headset	FSA NO. 10 semi-Integrated
Stem	FSA XC190 LX, 25.4mm
Handlebar	FSA XC270
Grips	CUBE Double Duometer
Rear Derailleur	Shimano Deore LX RD-T661 Top Normal
Front Derailleur	Shimano Deore LX FD-M660 Top Swing, 34.9mm
Shifter	Shimano Deore SL-M590 Rapidfire-Plus, 9-speed
Brakelever	Shimano BL-M421
Brakes	Shimano BR-M422 V-Brake Front & Rear
Crankset	Shimano SLX FC-M660 Hollowtech II 48x36x26, 175mm, Integrated BB, Chainguard
Cassette	Shimano CS-HG50 11-32, 9-speed
Chain	Shimano CN-HG53 112 Links
Rim	Schürmann Yak 622
Front Hub	Shimano 105 HB-5600
Rear Hub	Shimano 105 FH-5600
Spokes	Mach1 18/0 2.0 silver
Tires	Schwalbe CX Comp
Inner Tubes	Schwalbe Impac AV17
Rim Tape	Schwalbe 22-622
Pedals	Fasten Alloy
Saddle	Scape Active 3
Seatpost	Scape Light 31.6mm
Seat Clamp	Scape Close 34.9mm
Total Weight *	10,74



Weight-optimised cross-country bike with durable components and light wheels for ambitious riders.

FRAME FEATURES

- » Aluminium 6061 Superlite, dual conified
- » Welded-on gussets in particularly stressed areas
- » Pleasant seating position due to gently inclined top tube
- » Highly buckle-resistant dropouts
- » Frame Save System - interchangeable Hanger with thread in hanger
- » Tidy cable routing
- » Bottle holder fitment to seat and bottom tube option
- » Carrier and mudguard fitting option
- » Top finish multilayer wet lacquer sealed
- » Meets new EU standards - tested to Velotech DINPlus
- » 50, 53, 56, 59, 62

SPARES

- » 10106 Hanger black

EQUIPMENT FEATURES

- » Rigid aluminium forks - light and rigid
- » FSA No.10 - light semi-integral steering set
- » FSA XC190 LX/XC270 - filigree front extension/handlebar combination, Humpert Ergorizer handlebars on Lady version
- » Shimano SL/Deore gearshift components with Rapidfire Plus - 27 speed
- » Shimano M422 - non-slip cantilever brakes
- » Shimano FC-M311 - stable crank with chain protector ring, great gear range
- » Schürmann YAK 622 - eyelet hollow chamber hubs from Germany with Shimano Tiagra hubs
- » Schwalbe CX Comp - comfort tyres with good grip
- » Scape Active - ergonomic saddle with indentation



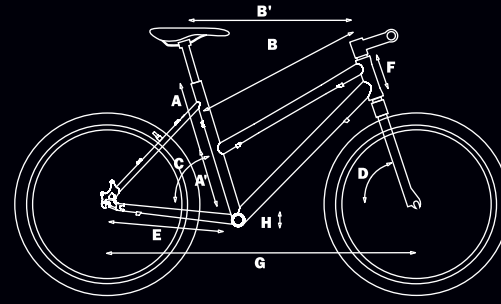
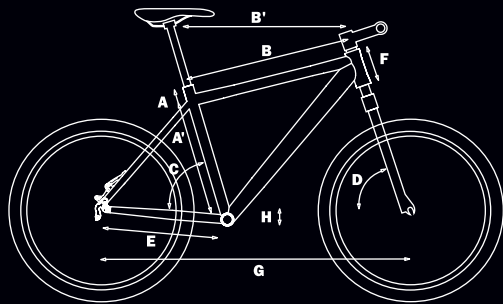
BLACK RED PRINT

 competition LINE
  cross road LINE
  aluminium SUPERLITE
  FSS FORM SAVE SYSTEM
 wet paint SURFACE

SL CROSS COMP

Art.-Nr.	147000
Frame	Alu Superlite Crossroad Double Butted
Size	50, 53, 56, 59, 62
Color	Black Red Print
Fork	Aluminium Rigid Fork
Headset	FSA NO. 10 semi-Integrated
Stem	FSA XC190 LX, 25.4mm
Handlebar	FSA XC270
Grips	CUBE Double Duometer
Rear Derailleur	Shimano Deore RD-M591 Top Normal
Front Derailleur	Shimano Deore FD-M590 Top Swing, 34.9mm
Shifter	Shimano Deore SL-M590 Rapidfire-Plus, 9-speed
Brakelever	Shimano BL-M421
Brakes	Shimano BR-M422 V-Brake Front & Rear
Crankset	Shimano FC-M443 48x36x26, 170mm, Shimano BB-UN26, Chainguard
Cassette	Shimano CS-HG50 11-32, 9-speed
Chain	Shimano CN-HG53 112 Links
Rim	Schürmann Yak 622
Front Hub	Shimano Tiagra HB-4500
Rear Hub	Shimano Tiagra FH-4500
Spokes	Mach1 18/0 2.0 silver
Tires	Schwalbe CX Comp
Inner Tubes	Schwalbe Impac AV17
Rim Tape	Schwalbe 22-622
Pedals	Fasten Alloy
Saddle	Scape Active 3
Seatpost	Scape Light 31.6mm
Seat Clamp	Scape Close 34.9mm
Total Weight *	10,8

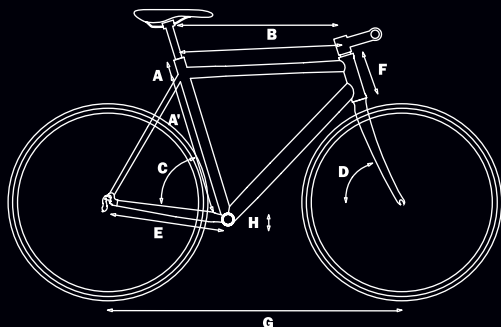




Man version	TONOPAH/CROSS/PURE/NATURE					OVERLAND/CURVE/LTD COUNTRYLITE					HOOPER				
Framesize	46cm	50cm	54cm	58cm	62cm	46cm	50cm	54cm	58cm	62cm	46cm	50cm	54cm	58cm	62cm
Seat tube [mm]	A 440	480	520	560	600	440	480	520	560	600	440	480	520	560	600
Seat tube center-center [mm]	A' 390	430	470	510	550	390	430	475	515	555	390	430	470	510	550
Top tube [mm]	B 547	561	576	588	607	548	561	579	590	600	548	566	585	600	622
Top tube horizontal [mm]	B' 570	585	601	611	628	570	585	604	615	620	570	585	601	611	627
Seat tube angle [Degrees]	C 73	73	73	73	73	73	73	73	73	73	73	73	73	73	73
Head tube angle [Degrees]	D 71	71	71	71	71	71	71	71	71	71	71	71	71	71	71
Chainstays [mm]	E 440	440	440	440	440	440	440	440	440	440	435	435	435	435	435
Head tube [mm]	F 105	120	140	155	170	120	140	160	180	180	105	120	140	155	170
Wheelbase [mm]	G 1053	1069	1085	1096	1114	1055	1074	1091	1102	1107	1063	1079	1096	1106	1123
BB-Height to hub [mm]	H -50	-50	-50	-50	-50	-50	-50	-50	-50	-50	-50	-50	-50	-50	-50

Man version	KATHMANDU/DELHI TOURING/TRAVEL/TOWN					HYDE/CENTRAL COMP/PRO/SL (HYDE in 46cm nicht verfügbar)				
Framesize	46cm	50cm	54cm	58cm	62cm	46cm	50cm	54cm	58cm	62cm
Seat tube [mm]	A 440	480	520	560	600	440	480	520	560	600
Seat tube center-center [mm]	A' 390	430	475	515	555	390	430	475	515	555
Top tube [mm]	B 548	561	579	590	600	548	565	588	603	618
Top tube horizontal [mm]	B' 570	585	604	615	620	570	585	604	615	620
Seat tube angle [Degrees]	C 73	73	73	73	73	73	73	73	73	73
Head tube angle [Degrees]	D 71	71	71	71	71	71	71	71	71	71
Chainstays [mm]	E 450	450	450	450	450	450	450	450	450	450
Head tube [mm]	F 120	140	160	180	180	120	140	160	180	180
Wheelbase [mm]	G 1065	1081	1101	1112	1117	1062	1078	1098	1109	1114
BB-Height to hub [mm]	H -50	-50	-50	-50	-50	-50	-50	-50	-50	-50

Lady version	TONOPAH/CROSS/PURE/NATURE			OVERLAND/CURVE/LTD COUNTRYLITE			HOOPER			KATHMANDU/DELHI/TOURING/TRAVEL/TOWN			HYDE/CENTRAL PRO/SL (HYDE ist in 54cm nicht verfügbar)			CENTRAL COMP TIEFEIN-STEIGER	
Framesize	Lady 46cm	Lady 50cm	Lady 54cm	Lady 46cm	Lady 50cm	Lady 54cm	Lady 46cm	Lady 50cm	Lady 54cm	Lady 46cm	Lady 50cm	Lady 54cm	Lady 46cm	Lady 50cm	Lady 54cm	Lady 46cm	Lady 52cm
Seat tube [mm]	A 440	480	520	440	480	520	440	480	520	440	480	520	440	480	520	460	520
Seat tube center-center [mm]	A' 240	240	240	240	240	240	220	220	220	240	240	240	240	240	240	200	200
Top tube [mm]	B 588	599	619	584	595	614	568	580	598	584	595	614	560	570	588	541	557
Top tube horizontal [mm]	B' 570	580	595	570	580	595	570	580	595	570	580	595	570	580	595	564	582
Seat tube angle [Degrees]	C 73	73	73	73	73	73	73	73	73	73	73	73	73	73	73	73	73
Head tube angle [Degrees]	D 71	71	71	71	71	71	71	71	71	71	71	71	71	71	71	70	70
Chainstays [mm]	E 440	440	440	440	440	440	435	435	435	450	450	450	450	450	450	455	455
Head tube [mm]	F 130	140	160	130	140	160	130	140	160	130	140	160	130	140	160	145	160
Wheelbase [mm]	G 1054	1064	1080	1056	1066	1082	1064	1075	1090	1066	1076	1092	1063	1073	1089	1070	1089
BB-Height to hub [mm]	H -50	-50	-50	-50	-50	-50	-50	-50	-50	-50	-50	-50	-50	-50	-50	-65	-65



Man version	SL CROSS RACE/TEAM/PRO/COMP				
Framesize	50cm	53cm	56cm	59cm	62cm
Seat tube [mm]	A 480	510	540	570	600
Seat tube center-center [mm]	A' 430	460	490	520	550
Top tube [mm]	B 505	531	540	560	580
Top tube horizontal [mm]	B' 522	546	554	573	592
Seat tube angle [Degrees]	C 74	72.5	72.5	72.5	72.5
Head tube angle [Degrees]	D 70.5	71	72	72	72
Chainstays [mm]	E 430	430	430	430	430
Head tube [mm]	F 125	125	140	165	195
Wheelbase [mm]	G 1008	1014	1012	1031	1052
BB-Height to hub [mm]	H -60	-60	-60	-60	-60

* Weight equals to smallest frame size without pedals - errors and omissions excepted

** Frameset includes frame, headset, seat clamp, seatpost and fork



In sport biking women are a customer group to be taken seriously: They are ambitious, have team spirit and understand bike technology.

What women often lack is a suitable bike to meet their needs, which is tailored primarily to female physical proportions and the resulting requirements, that is designed in a more dynamic and sporting way using innovative technology to provide greater riding pleasure.

With our Woman Like Series we provide discerning women cyclists with a product line created specially for them, that is adapted to their specific anatomical and ergonomic requirements, which in addition offer intelligent technology combined with aesthetic design.

All the models in our Woman Like Series have compact frame geometry with shorter top tubes. With a slightly longer steering tube a more upright seating position is made possible, perfect for smaller riders to find a suitable seating position.

Narrower handlebars and a wide comfort saddle adapted to the female pelvis relieve the pubic bone and ensure a pleasant and pain-free seating position for kilometre after kilometre.

High-quality frames, forks and saddle stays diminish shocks and smooth out vibrations occurring while riding. The lowered top tube facilitates ease of mounting and dismounting at all times.

The use of female ergonomic grips and brake levers with adjustable grip width are an additional guarantee of safety and controllability in any situation.

Triple cranksets with somewhat shorter cranks facilitate riding with higher pedalling rates. In this way strength-sapping ascents can be coped with more easily. Light tyres with low roll resistance and optimum traction support the lady rider making swift headway and ensure a good level of comfort.

For the new season we have redesigned practically the whole WLS range. A new ACCESS GTC WLS carbon hardtail, redesigned AMS WLS and ACCESS WLS and a new AXIAL GTC WLS carbon racer. In this high-quality range we can therefore complete our program so that we provide the suitable model for every category of lady rider.

With the 4-pivot STEREO WLS we cater for the performance-minded All Mountain lady rider. With 140 mm of fully active suspension travel based on the latest Dual Trail Control technology the STEREO WLS has the same optimum requirements for Alpine mountain biking as have the men's models. For more information regarding Dual Trail Control see Pages 36.

The AMS WLS with Size Tuned Kinematic is the All-rounder amongst the full suspension bikes:

The AMS WLS chassis consists of triple conified High Performance Aluminium, where the top and bottom tubes are produced using the hydroforming process.

This gives a light and extremely rigid chassis.

Kinematics with a more neutral-drive ride characteristic redesigned for this year provide more riding fun. Additional strengths of the AMS WLS are in the powerful and agile ride characteristics on demanding trails as also in absolute long-distance use. For use in marathons and touring a fully active 100 mm suspension travel is available as reserve. For more on Size Tuned Kinematics and four-pivot bikes see Pages 58-59.

New this season is the ACCESS GTC WLS, a high-end hardtail incorporating the latest technology and with a wide range of application. The post mount brake fixture point on asymmetric seat stays saves weight and transfers braking forces evenly to the rear assembly. The Shimano press-fit inner bearing gives us the option of making a wide connection of the bottom tube and seat stays and hence to counter drive forces with maximum rigidity. A very short seat tube offers a high degree of comfort and thus relief over longer distances.

For fast cross country our ACCESS WLS hardtail comes on the road this year in completely redesigned form. The specially rigid high performance frame in dual conified aluminium and light fitted components offer the best possible acceleration and optimum ride performance.

Depending on the lady rider's skill and requirements the ACCESS WLS is available in three equipment variants.

New this year is the light AXIAL GTC WLS carbon racing bike. In it we have incorporated our experience model and the highlights of last year's LITENING HPC. Combined with the new dynamic Cube styling we have put a comfort-oriented racer on the road.

The AXIAL GTC WLS's monocoque construction using our Twin Mold technology guarantees even layer structure and prevents dangerous folding on the inside of the frame. At the same time the resin content is reduced to its bare minimum.

Features such as the press-fit inner bearing and the conical steering tube help the bike to give outstanding acceleration and directional stability. Wafer-thin seat stays give the bike a high degree of ride comfort.

The fact that the joys of sprinting and ergonomic design are not mutually exclusive is shown by our AXIAL WLS racing bike for the ambitious sports and quality-conscious female athlete.

The frame equipped with optimum rigidity values, Dedacciai Black Blade rigid carbon forks and the equally light Fulcrum wheels are proof of the power of the AXIAL WLS and the wellness factor on the other hand is provided for by the pleasantly comfortable seat geometry and female ergonomics equipment package.

The fact that women are the better critics is generally well-known. And only what women find good can also be good for them.

For that reason also have our Woman Like Series tested by enthusiastic female sports bikers for their „woman-friendliness“. Their verdict helps us to develop and design the optimum product for women.





Dual Trail Control Four-linker with balanced ladies geometry for Alpine comfort-oriented lady riders for Alpine crosscountry, all-mountain terrain and longer-distance touring. 140mm of fully active, drive-neutral suspension travel available.

FRAME FEATURES

- » High Performance Aluminium 7005, quadruple conified
- » Main frame produced by Advanced Hydroforming process - stability with less material use, One-Piece Design
- » Modified and perfected Dual Trail Control, drive-neutral 4-link suspension technology
- » 1-1/2" steering tube with semi-integral steering set for optimum STW values
- » More freedom of movement due to lowered top tube and low top tube height
- » HAL Hollow Axle Link for max. pivot arm rigidity for less weight
- » Rear assembly full industrial quality bearings - particularly low-maintenance and durable
- » 3D box between chain stays to absorb torsion and lateral forces
- » CNC-machined and cold forged frame components in area of bearing mount for high rigidity and good brake heat sink
- » Fox Custom Set-Up at shock absorber - optimised to DTC Kinematics
- » Drive independent of Sag-setting - comfortably adjustable without negative forces
- » Syntace X12 rear axle system for max. rigidity, functionality and user-friendly handling
- » FSP 4-link: genuine four-linker with pivot in chain stay to decouple brake forces from suspension and Kinematics optimised for intended use
- » Saddle post largely concealable
- » Bottle-holder fitting on bottom tube option
- » Top finish multilayer wet lacquer sealed

- » Meets new EU standards - tested to Velotech DINPlus
- » Sizes available: 15", 17"

EQUIPMENT FEATURES

- » Rock Shox Revelation Race Air U-Turn air forks - rebound damping, pressure adjustable, lockout with Motion Control, PopLoc, U-Turn 120-150mm suspension travel deflection, cockpit lowered option for improved climbing and more reserves for descents
- » Fox RP23 BostValve air damper, adjustable. ProPedal platform damping
- » Syntace Vector Lowrider
- » Ergon GPS - 1 female ergonomic, non-slip grip rubber
- » Shimano Deore XT Shadow gearshift components
- » Formula R1 magnesium hydraulic disc brakes
- » Sunringle Flea hubs/Sun Equalizer 27 rims- light and stable wheels, X12 HR axle with RWS quick-release system
- » Schwalbe Rocket Ron Kevlar folding tyres- very light with low roll resistance and optimum traction
- » Fi'zi:k Vitesse - female ergonomic saddle

RECOMMENDATION

- » Please note correct size choice due to flat seat tube angle.
- » Damper setting approx. 20% negative suspension travel

SPARES

- » 10136 Hanger black
- » 60091 Neopren Chainstayprotection

WLS WOMAN LIKE SERIES



FADING BLUE

dual control
 cross mountain SYSTEM
 hpa
 advanced HYDROFORMING
 fsp 4LINK
 X12
 FOX CUSTOMIZED SETUP
 hal HOLLOW AXLE LINK
 3D BOX
 wet paint SURFACE

STEREO WLS

- art.nr. 128000
- frame HPA 7005 Advanced Hydroform DTC Triple Butted, FSP 4-Link-System, WLS Geometry
- size 15", 17", Frameset available
- color Fading Blue
- fork Rock Shox Revelation Race Air U-Turn 120-150mm, Motion Control, PopLoc
- rear shock Fox Float RP23 BV 190mm
- headset FSA Orbit Z 1.5R semi-Integriert
- stem Syntace FI49 Oversized
- handlebar Syntace Vector 2014 318 Lowrider Oversized
- grips Ergon GP1-S
- rear derailleur Shimano Deore XT RD-M772 Shadow
- front derailleur Shimano Deore XT FD-M770, E-Type
- shifter Shimano SLX SL-M660 Rapidfire-Plus, 9-speed
- brakes Formula R1 Magnesium hydr. Discbrake (180/180mm)
- cranks Shimano Deore XT FC-M770 Hollowtech II 44x32x22, 170mm, Integrated BB
- cassette Shimano Deore XT CS-M770 11-32, 9-speed
- chain Shimano CN-HG53 108 links
- rims Sun Equalizer 27
- front hub Ringle Flea 9mm
- rear hub Ringle Flea X12
- spokes DT Swiss Competition 2.0-1.8-2.0 black
- front tire Schwalbe Rocket Ron Kevlar Triple Compound 2.4
- rear tire Schwalbe Rocket Ron Kevlar Triple Compound 2.4
- inner tubes Schwalbe MTB light SV14
- rim tape Schwalbe 22-559
- pedals Shimano PD-M520
- saddle Fi'zi:k Vitesse
- seatpost Syntace P6 Aluminium 34.9mm
- seatclamp Syntace Superlock 38.0mm
- extras Chainstay Protection, Neopren
- weight* 12,70 kg

WLS WOMAN LIKE SERIES





Size tuned Kinematic four-linker bike with balanced sports ladies geometry and classical look for ambitious women. 100mm of fully active suspension travel available.

FRAME FEATURES

- » High Performance Aluminium 7005, triple conified
- » Top/bottom tubes produced by Hydroforming process - stability for less material use
- » Size Tuned Kinematics 4-link suspension technology
- » More freedom of movement due to lowered top tube and low top tube height
- » 3D Active Link - especially buckle-resistant pivot arm
- » Main bearings: 2 sealed grooved ball bearings, grooved ball bearing set: FSP 4-link, dual pivot arm at seat stay, single pivot arm shaft quadruple - improved stability
- » CNC-machined and cold forged frame components in area of bearing mount for high rigidity and good brake heat sink
- » Fox Custom Set-Up at shock absorber - optimised to STK Kinematics
- » Drive independent of Sag-setting - comfortably adjustable without negative forces
- » FSP 4-Link to prevent pedal kickback
- » Highly buckle-resistant 3D dropouts
- » Frame Save System - interchangeable derailleur hanger with thread in hanger
- » Cable protected due to special position on underside of top tube
- » Saddle post fully concealable
- » Bottle-holder fitting on bottom tube option
- » Top finish multilayer wet lacquer sealed
- » Meets new EU standards - tested to Velotech DINPlus

» Sizes available: 15", 17"

EQUIPMENT FEATURES


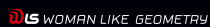
- » Rock Shox Reba Race U-Turn air forks - rebound damping, pressure adjustable, lockout with Motion Control, PopLoc, U-Turn 90-120mm suspension travel deflection, cockpit lowered for improved climbing and more reserves for descents
- » Fox RP23 BoostValve air damper, adjustable. ProPedal platform damping
- » Ergon GPS - 1 female ergonomic, non-slip grip rubber
- » Schwalbe Rocket Ron/Racing Ralph Kevlar folding tyres - very light with low roll resistance and optimum traction
- » Shimano Deore XT Shadow gearshift components
- » Avid Elixir R hydraulic disc brakes
- » Syntace Vector Oversized Lowrider aluminium handlebars
- » Sunringle Ryde XMB system wheels - light and robust wheels
- » Fi'zi:k Vitesse - female ergonomic saddle
- » RFR Prolight Setback saddle post for dynamic seating position

SPARES

- » 10130 Hanger red
- » 60091 Neopren Chainstayprotection



FADING BLACK



AMS WLS PRO

art.nr.	127001
frame	Alu Superlite 7005 STK Double Butted, FSP 4-Link-System, WLS-Geometry
size	15", 17", Frameset available
color	Fading Black
fork	Rock Shox Reba Race U-turn 90-120mm, Motion Control, PopLoc
rear shock	Fox Float RP23 BV 165mm
headset	FSA Orbit Z semi-Integrated
stem	Syntace F149 Oversized
handlebar	Syntace Vector 2014 318 Lowrider Oversized
grips	Ergon GP1-S
rear derailleur	Shimano Deore XT RD-M772 Shadow
front derailleur	Shimano Deore XT FD-M771, Down Swing, 34.9mm
shifter	Shimano Deore XT SL-M770 Rapidfire-Plus, 9-speed
brakes	Avid Elixir R hydr. Discbrake (180/180mm)
cranks	Shimano Deore XT FC-M770 Hollowtech II 44x32x22, 170mm, Integrated BB
cassette	Shimano CS-HG50 11-32, 9-speed
chain	Shimano CN-HG53 108 links
wheelset	Sunringlé Ryde XMB Wheelset
front tire	Schwalbe Rocket Ron Kevlar Triple Compound 2.25
rear tire	Schwalbe Racing Ralph Kevlar Triple Compound 2.25
inner tubes	Schwalbe MTB light SV14
rim tape	Schwalbe 22-559
pedals	Fasten Alu
saddle	Fizik Vitesse
seatpost	RFR Prolight 31,6mm Setback
seatclamp	Scape Varioclose 34.9mm
weight*	11,80 kg





Size tuned Kinematic four pivot bike with balanced sports ladies geometry and classical look for performance-oriented women. 100mm of fully active suspension travel available.

FRAME FEATURES

- » High Performance Aluminium 7005, triple conified
- » Top/bottom tubes produced by Hydroforming process - stability for less material use
- » Size Tuned Kinematics 4-link suspension technology
- » More freedom of movement due to lowered top tube and low top tube height
- » 3D Active Link - especially buckle-resistant pivot arm
- » Main bearings: 2 sealed grooved ball bearings, grooved ball bearing set: FSP 4-link, dual pivot arm at seat stay, single pivot arm shaft quadruple - improved stability
- » CNC-machined and cold forged frame components in area of bearing mount for high rigidity and good brake heat sink
- » Drive independent of Sag-setting - comfortably adjustable without negative forces
- » FSP 4-Link to prevent pedal kickback
- » Highly buckle-resistant 3D dropouts
- » Frame Save System - interchangeable derailleur hanger with thread in hanger
- » Cable protected due to special position on underside of top tube
- » Saddle post fully concealable
- » Bottle-holder fitting on bottom tube option
- » Top finish multilayer wet lacquer sealed
- » Meets new EU standards - tested to Velotech DINPlus
- » Sizes available: 15", 17"

EQUIPMENT FEATURES

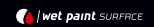
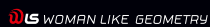
- » Rock Shox Reba SL air forks - rebound damping, pressure adjustable, Lockout with Motion Control, PopLoc, 100 mm suspension travel
- » Manitou Radium RL oil/air damper with cable adjustment and lockout function
- » Ergon GP5 - 1 female ergonomic, non-slip grip rubber
- » Shimano Deore XT Shadow/Deore gearshift components
- » Formula RX hydraulic disc brakes
- » RFR ZX24 with Shimano 525 disc hubs - light and robust wheels
- » Schwalbe Rocket Ron/Racing Ralph performance tyres - light with low roll resistance and optimum traction
- » Scape Natural Shape 0.1 WLS - ergonomic female saddle
- » RFR Prolight Setback saddle post for dynamic seating position

SPARES

- » 10123 Hanger black



FADING BLUE



AMS WLS COMP

art.nr.	127000
frame	Alu Superlite 7005 STK Double Butted, FSP 4-Link-System, WLS-Geometry
size	15", 17", Frameset available
color	Fading Blue
fork	Rock Shox Reba SL 100mm, Motion Control, PopLoc
rear shock	Manitou Radium RL 165mm, Lockout
headset	FSA No.10 semi-Integrated
stem	Easton EA30 Oversized
handlebar	Easton EA30 Lowriser Oversized
grips	Ergon GP1-S
rear derailleur	Shimano Deore XT RD-M772 Shadow
front derailleur	Shimano Deore FD-M591, Down Swing 34,9mm
shifter	Shimano Deore SL-M590 Rapidfire-Plus, 9-speed
brakes	Formula RX hydr. Discbrake (180/160mm)
cranks	Shimano Deore FC-M532 2-Piece 44x32x22, 170mm, Integrated BB
cassette	Shimano CS-HG50 11-32, 9-speed
chain	Shimano CN-HG53 108 links
rims	RFR ZX24
front hub	Shimano Disc HB-M525
rear hub	Shimano Disc FH-M525
spokes	DT Swiss Champion 2.0 black
front tire	Schwalbe Nobby Nic Performance 2.25
rear tire	Schwalbe Racing Ralph Performance 2.25
inner tubes	Impac SV14
rim tape	Schwalbe 22-559
pedals	Fasten Alu
saddle	Scape Natural Shape 0.1 WLS
seatpost	RFR Prolight 31,6mm Setback
seatclamp	Scape Varioclose 34,9mm
weight*	12,70 kg





High-performance carbon hardtail for professionals and sprint riders in cross-country races, marathons and sports touring.

FRAME FEATURES

- » 6TC Twin Mold Monocoque Technology carbon frame
- » Inner Cable Routing - gearshift cables routed inside bottom tube for clean look and dirt protection
- » Integral seat clamp - saddle tightener fully integrated into frame design
- » Oversized cross-section steering/bottom tubes - bottom bracket for optimum force flow and high steering head rigidity
- » Conically tapered steering tube (from 1 1/2" to 1 1/8") with integral steering set for optimum STW values
- » PM direct mount: Brake mounted directly on frame for 160 mm brake disc without additional adapters to save weight
- » Frame Save System - interchangeable Hanger with thread in hanger
- » Press-Fit fully integral inner bearing system for optimum STW values
- » Highly buckle-resistant 3D dropouts
- » Bottle holder fitment to seat and bottom tube option
- » Top finish multilayer wet lacquer sealed
- » Meets new EU standards - tested to Velotech DINPlus
- » Sizes available: 14", 16", 18", 20", also available as frame set

EQUIPMENT FEATURES

- » Rock Shox Reba SL air forks - rebound damping, pressure adjustable, Lockout with Motion Control, PopLoc, 100 mm suspension travel
- » Syntace Vector Oversized Lowrider aluminium handlebars
- » Ergon GP1-S - female ergonomic, non-slip grip rubber
- » Shimano Deore XT Shadow/SLX gear components

- » Formula RX hydraulic disc brakes
- » Sunringle Ryde XMB system wheels - light and robust wheels
- » Schwalbe Rocket Ron/Racing Ralph Kevlar folding tyres - very light with low roll resistance and optimum traction
- » Fizik Vitesse - female ergonomics saddle
- » RFR Prolight Setback saddle post for dynamic seating position

RECOMMENDATION

- » Crash Replacement Warranty on forks (see Service Section)
- » Never ride without a chain suck plate or neoprene chain stay protection!!!

SPARES

- » 60202 Chainsuck Protector-Shield set
- » 10123 Hanger black
- » 60087 Neoprene chain stay protector
- » 60204 Top tube protector

WLS WOMAN LIKE SERIES



FADING BLUE

super competition RACING
 hpa
 advanced
 ready for race GEOMETRY
 FSS
 onepiece DESIGN
 laser DESIGN SURFACE

ACCESS WLS GTC

art.nr.	126000
frame	GTC Twin Mold Monocoque Technology
size	14", 16", 18", 20", Frameset available
color	Fading Blue
fork	Rock Shox Reba SL 100mm, Motion Control, PopLoc
headset	FSR Orbit I-T-R Integrated
stem	Syntace F149 Oversized
handlebar	Syntace Vector 2014 318 Lowrider Oversized
grips	Ergon GP1-S
rear derailleur	Shimano Deore XT RD-M772 Shadow
front derailleur	Shimano SLX FD-M661, Down Swing, 34.9mm
shifter	Shimano SLX SL-M660 Rapidfire-Plus, 9-speed
brakes	Formula RX hydr. Discbrake (80/160mm)
cranks	Shimano SLX FC-M660 Hollowtech II 44x32x22, 170mm, Press-Fit BB
cassette	Shimano CS-HG50 11-32, 9-speed
chain	Shimano CN-HG53 108 links
wheelset	Sunringlé Ryde XMB Wheelset
front tire	Schwalbe Rocket Ron Kevlar Triple Compound 2.25
rear tire	Schwalbe Racing Ralph Kevlar Triple Compound 2.25
inner tubes	Schwalbe MTB light SV14
rim tape	Schwalbe 22-559
pedals	Fasten Alu
saddle	Fi'zi:k Vitesse
seatpost	RFR Prolight 31,6mm Setback
seatclamp	GTC Integrated Lock 34.9mm
extras	Chainstay Protection, Neopren
weight*	10,60 kg





Fast sporting hardtail for performance-motivated riders for occasional cross-country racing and in marathons.

FRAME FEATURES

- » Aluminium Superlite Advanced Mechanical Forming 7005 Double Butted, WLS Geometry
- » Cross-ovalised bottom tube manufactured by Advanced Mechanical Forming process, designed for high stability
- » Greatly lowered top tube for more freedom of movement and low projection height
- » WLS geometry with pleasantly relaxed seating position due to shorter top tube
- » Frame only designed for disc brakes - weight reduction
- » CNC machined brake disc mount and good brake heat sink
- » Highly buckle-resistant 3D dropouts
- » Frame Save System - interchangeable Hanger with thread in hanger
- » Tidy cable routing
- » Bottle holder fitment to seat and bottom tube option (not on 13")
- » Top finish multilayer wet lacquer sealed
- » Meets new EU standards - tested to Velotech DINPlus
- » Sizes available: 13", 15", 17", 19"

- » Schwalbe Rocket Ron/Racing Ralph Kevlar folding tyres - very light with low roll resistance and optimum traction
- » Fi'zi:k Vitesse - female ergonomics saddle
- » RFR Prolight Setback saddle post for dynamic seating position

SPARES

- » 10130 Hanger red

EQUIPMENT FEATURES

- » Rock Shox Raba SL air forks - rebound damping, pressure adjustable, Lockout with Motion Control, PopLoc, 100 mm suspension travel
- » Easton EA30 front extension, oversized -handlebars
- » Ergon GP1-S - female ergonomic, non-slip grip rubber
- » Shimano Deore XT Shadow/SLX/Deore gear components
- » Formula RX hydraulic disc brakes
- » RFR ZX24 with M525 disc hubs - light and robust wheels

WLS WOMAN LIKE SERIES



FADING BLACK

aluminium SUPERLITE
 WLS WOMAN LIKE GEOMETRY
 FSS FORME SAVE
 wet paint SURFACE
 advanced MECHANICAL FORMING

ACCESS WLS SL

art.nr.	125002
frame	Alu Superlite AMF 7005 Double Butted, WLS-Geometry
size	13", 15", 17", 19"
color	Fading Black
fork	Rock Shox Reba SL 100mm, Motion Control, PopLoc
headset	FSA No.10 semi-Integrated
stem	Easton EA30 Oversized
handlebar	Easton EA30 Lowriser Oversized
grips	Ergon GPl-S
rear derailleur	Shimano Deore XT RD-M772 Shadow
front derailleur	Shimano SLX FD-M660, Top Swing, 34.9mm
shifter	Shimano Deore SL-M590 Rapidfire-Plus, 9-speed
brakes	Formula RX hydr. Discbrake (180/160mm)
cranks	Shimano Deore FC-M532 2-Piece 44x32x22, 170mm, Integrated BB
cassette	Shimano CS-HG50 11-32, 9-speed
chain	Shimano CN-HG53 108 links
rims	RFR ZX24
front hub	Shimano Disc HB-M525
rear hub	Shimano Disc FH-M525
spokes	DT Swiss Champion 2.0 black
front tire	Schwalbe Rocket Ron Kevlar Triple Compound 2.25
rear tire	Schwalbe Racing Ralph Kevlar Triple Compound 2.25
inner tubes	Schwalbe MTB light SV14
rim tape	Schwalbe 22-559
pedals	Fasten Alu
saddle	Fizik Vitesse
seatpost	RFR Prolight 31,6mm Setback
seatclamp	Scape Varioclose 34.9mm
weight*	11,80 kg





Comfortable sports hardtail for demanding lady cross-country riders.

FRAME FEATURES

- » Aluminium Superlite Advanced Mechanical Forming 7005 Double Butted, RFR Geometry
- » Cross-ovalised bottom tube manufactured by Advanced Mechanical Forming process, designed for high stability
- » Greatly lowered top tube for more freedom of movement and low projection height
- » WLS geometry with pleasantly relaxed seating position due to shorter top tube
- » Frame only designed for disc brakes - weight reduction
- » CNC machined brake disc mount and good brake heat sink
- » Highly buckle-resistant 3D dropouts
- » Frame Save System - interchangeable Hanger with thread in hanger
- » Tidy cable routing
- » Bottle holder fitment to seat and bottom tube option (not on 13")
- » Top finish multilayer wet lacquer sealed
- » Meets new EU standards - tested to Velotech DINplus
- » Sizes available: 13", 15", 17", 19"

» Female ergonomics Scape Natural Shape 0.1WLS saddle

SPARES

- » 10125 Hanger black

EQUIPMENT FEATURES

- » Suntour Epicon Air air forks, Remote-Lockout, 100mm suspension travel
- » FSA front extension and oversized handlebars
- » Ergon GP1-S - female ergonomic, non-slip grip rubber
- » Shimano Deore XT Shadow/Deore gear components
- » Stroker Ryde hydraulic disc brakes for optimum braking performance
- » RFR ZX24 with M475 disc hubs - light and robust wheels



FADING BLUE

aluminium SUPERLITE
 WLS WOMAN LIKE GEOMETRY
 FSS
 wet paint SURFACE
 advanced MECHANICAL FORMING

ACCESS WLS PRO

art.nr.	125001
frame	Alu Superlite AMF 7005 Double Butted, WLS-Geometry
size	13", 15", 17", 19"
color	Fading Blue
fork	Suntour Epicon Air 100mm, Remote-Lockout
headset	FSA No.10 semi-Integrated
stem	FSA DS190 Oversized
handlebar	FSA XC300 Lowriser Oversized
grips	Ergon GPT-S
rear derailleur	Shimano Deore XT RD-M772 Shadow
front derailleur	Shimano Deore FD-M590, Top Swing 34.9mm
shifter	Shimano Deore SL-M590 Rapidfire-Plus, 9-speed
brakes	Hayes Stroker Ryde hydr. Discbrake (180/160mm)
cranks	Shimano FC-M442 Octalink 44x32x22, 170mm, Shimano BB-ES25
cassette	Shimano CS-HG50 11-32, 9-speed
chain	Shimano CN-HG53 108 links
rims	RFR ZX24
front hub	Shimano Disc HB-M475
rear hub	Shimano Disc FH-M475
spokes	DT Swiss Champion 2.0 black
front tire	Schwalbe Nobby Nic Performance 2.25
rear tire	Schwalbe Racing Ralph Performance 2.25
inner tubes	Impac SV14
rim tape	Schwalbe 22-559
pedals	Fasten Alu
saddle	Scape Natural Shape 0.1 WLS
seatpost	Scape Light 31.6mm
seatclamp	Scape Varioclose 34.9mm
weight*	12,50 kg





Comfortable, reliable touring bike with pleasant disposition and high-performance equipment, suited to the ambitious leisure and fitness sports rider.

FRAME FEATURES

- » Aluminium Lite Advanced Mechanical Forming 7005, WLS Geometry
- » Cross-ovalised bottom tube manufactured by Advanced Mechanical Forming process, designed for high stability
- » Greatly lowered top tube for more freedom of movement and low projection height
- » WLS geometry with pleasantly relaxed seating position due to shorter top tube
- » Frame only designed for disc brakes - weight reduction
- » CNC machined brake disc mount and good brake heat sink
- » Highly buckle-resistant 3D dropouts
- » Frame Save System - interchangeable Hanger with thread in hanger
- » Tidy cable routing
- » Bottle holder fitment to seat and bottom tube option (not on 13")
- » Top finish multilayer wet lacquer sealed
- » Meets new EU standards - tested to Velotech DINPlus
- » Sizes available: 13", 15", 17", 19"

SPARES

- » 0123 Hanger black

EQUIPMENT FEATURES

- » Suntour XCM Lockout, 100mm suspension travel
- » FSA front extension and oversized handlebars
- » Ergon GP1-S - female ergonomic, non-slip grip rubber
- » Shimano Deore Shadow gear components
- » Female ergonomics Scape Natural Shape 0.1WLS saddle
- » Shimano V-Brake M422 - maximum-grip cantilever brakes

WLS WOMAN LIKE SERIES



FADING GREEN

aluminium SUPERLITE
 WLS WOMAN LIKE GEOMETRY
 FSS FORME SAVE
 wet paint SURFACE
 advanced MECHANICAL FORMING

ACCESS WLS COMP

art.nr.	125000
frame	Alu Lite AMF 7005 WLS-Geometry
size	13", 15", 17", 19"
color	Fading Green
fork	Suntour XCM Lockout 100mm
headset	FSA No.10 semi-Integrated
stem	FSA DS190 Oversized
handlebar	FSA XC300 Lowriser Oversized
grips	Ergon GPT-S
rear derailleur	Shimano Deore RD-M592 Shadow
front derailleur	Shimano Altus FD-M 310, Top Swing, 34,9mm
shifter	Shimano STI ST-EF60 EZ Fire Plus, 8-speed
brakes	Shimano BR-M422 V-Brake VR+HR
cranks	Shimano Acera FC-M361 42x32x22, 170mm, Shimano BB-UN26
cassette	Shimano CS-HG30 11-30, 8-speed
chain	Shimano CN-HG40 106 links
rims	Mach1 Exe
front hub	Shimano HB-RM40
rear hub	Shimano FH-RM30
spokes	Mach1 18/0 Stainless 2.0
front tire	Schwalbe Nobby Nic Performance 2.25
rear tire	Schwalbe Racing Ralph Performance 2.25
inner tubes	Impac SV14
rim tape	Schwalbe 22-559
pedals	Fasten Alu
saddle	Scape Natural Shape 0.1 WLS
seatpost	Scape Light 31,6mm
seatclamp	Scape Varioclose 34,9mm
weight*	13,20 kg





Carbon racing bike with genes from Litening big brother for ambitious lady sports riders for racing and touring

FRAME FEATURES

- » Gran Turismo Modular Fibre Tech Monocoque carbon frame
- » RFR geometry with sportingly raked seating position - for maximum forward drive and agile ride characteristic
- » Twin Mold Technology for control of wall thickness and resin content at particularly stressed frame areas
- » Conical steering tube 1.5 - 1 1/8 for optimum rigidity values and optimum power flow with high level of safety
- » Oversized carbon tubes on main frame and chain stays - for maximum stability and optimum STW values
- » Thin seat stays for comfort-flex
- » Press-Fit fully integral inner bearing system for optimum STW values
- » Highly buckle-resistant aluminium dropouts
- » Wider connection of chain stays, bottom tube and seat tube to bottom bracket - maximum rigidity
- » Interior routed brake cable
- » Anti chain-suck plate on right chain stay
- » Frame Save System - interchangeable Hanger with thread in hanger
- » Bottle holder fitment to seat and bottom tube option
- » Top finish multilayer wet lacquer sealed
- » Meets new EU standards - tested to Velotech DINPlus
- » Sizes available: 47, 50, 53, 56, 58 sloping; also available as frame set

- » FSA Orbit Z T fully integral steering set, stable and durable due to industrial quality bearing specially designed for conical steering tube
- » Syntace F149 oversized front extension - extremely buckle-resistant and safe
- » Syntace Racelite 2014 - high-quality ergonomic aluminium compact-design handlebars with optimum grip distance to brake and gearshift levers
- » New Shimano Ultegra equipment - 30-speed
- » 11-28 comfort pinion set
- » Easton Vista SL wheel set for wire-rim tyres - light and aerodynamic
- » Schwalbe Ultremo R Kevlar - very light tyres with patented protection belt
- » RFR Prolight Setback saddle post for dynamic seating position
- » Fi'zi:k Vitesse - ladies comfortable sports saddle

RECOMMENDATION

- » Crash Replacement Warranty on frame and forks (see Service Section)

SPARES

- » 60203 Chainsuck Protector-Shield
- » 10106 Hanger black

EQUIPMENT FEATURES

- » Easton EC70 SL CNT carbon forks with conical steering tube 1 1/8" - 1 1/2 and carbon dropouts - light, rigid and reliable



FADING CYAN

gTC | ready for race GEOMETRIE | FSS FORME SPYE | wet paint SURFACE | press fit BB | TS TISSOT | twin mold TECHNOLOGY

AXIAL GTC

- art.nr. 129001
- frame GTC Monocoque Advanced Twin Mold Technology
- size 47, 50, 53, 56, 58, sloping, Frameset available
- color Fading Cyan
- fork Easton EC70 SL CNT Carbon 1 1/8" - 1 1/2"
- headset FSA Orbit I-T
- stem Syntace F149 Oversized
- handlebar Syntace Racelite 2014 Oversized
- bar tape CUBE Grip Control
- rear derailleur Shimano Ultegra RD 6700GS
- front derailleur Shimano Ultegra FD-6703BL 3-speed, Clamp 34.9mm
- SDI Shimano Ultegra ST-6703, 10-speed
- brakes FSA Gossamer
- cranks Shimano Ultegra FC-6703 Hollowtech II 52x39x30, Press-Fit BB
- cassette Shimano Ultegra CS-6700 11-28, 10-speed
- chain Shimano Ultegra CN-6700
- wheelset Easton Vista SL
- tires Schwalbe Ultremo R Kevlar 23x622
- inner tubes Schwalbe RR light SV20
- saddle Fizik Vitesse
- seatpost RFR Prolight 31.6mm Setback
- seatclamp Scape Close 34.9mm
- weight* 7,60 kg





Rock-solid racing bike with balanced ride characteristics and reliable 27-speed equipment, suitable for touring, leisure and fitness riding.

FRAME FEATURES

- » Aluminium 7005 Superlite, dual conified
- » WLS geometry optimised specifically for female body dimensions
- » Cross-ovalised bottom tube for high stability
- » STW-optimised tube profiles due to oversize cross-sections for maximum stability
- » Highly buckle-resistant CNC machined dropouts
- » Comfort-flex rear assembly with curved seat stays and cross-ovalised chain stays
- » Frame Save System - interchangeable Hanger with thread in hanger
- » Bottle holder fitment to seat and bottom tube option
- » Top finish multilayer wet lacquer sealed
- » Meets new EU standards - tested to Velotech DINplus
- » Sizes available: 47, 50, 52, 54, 56 semi-sloping

EQUIPMENT FEATURES

- » Dedacciai Black Blade carbon forks - light and rigid
- » FSA No.10 - light semi-integral steering set
- » FSA DS190 oversized front extension - extremely buckle-resistant
- » FSA Vero Compact for comfortable manipulation and with optimum grip distance to brake and gearshift levers
- » Shimano new Ultegra equipment with FSA Gossamer Light Megaexo triple 52x39x30Z aluminium crank and integral inner bearing plus easily applied FSA Gossamer brakes - 30-speed
- » Fulcrum Racing 7 wheel set for wire-rim tyres in CUBE CUSTOM DESIGN - aerodynamic
- » Schwalbe Ultremo R - light tyres with patented protection belt

- » RFR Natural Shape 0.1 WLS - comfortable sports CUBE WLS saddle

RECOMMENDATION

- » Crash Replacement Warranty on forks (see Service Section)

SPARES

- » 10106 Hanger black



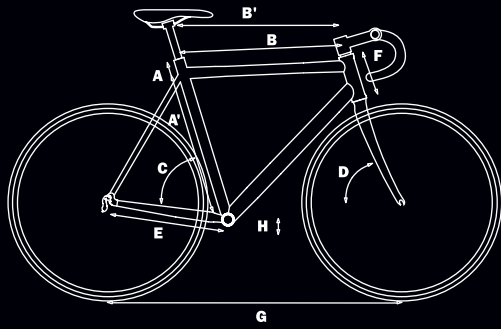
FADING BLUE

aluminum SUPERLITE
 WLS WOMAN LIKE GEOMETRY
 FSS FRAME SAVE SYSTEM
 wet paint SURFACE

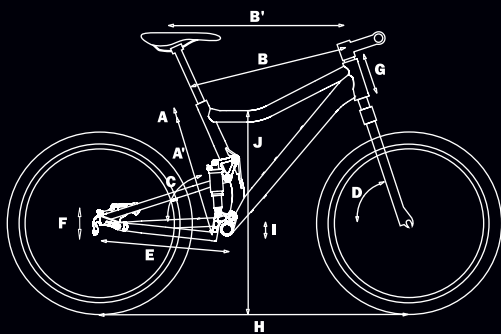
AXIAL COMP

- art.nr. 129000
- frame *Alu Superlite 7005 Double Butted, WLS-Geometry*
- size 47, 50, 52, 54, 56, semisloping
- color *Fading Blue*
- fork *Dedacciai Black Blade Carbon*
- headset *FSA No.10 semi-Integrated*
- stem *FSA OS190 Oversized*
- handlebar *FSA Vero Compact Oversized*
- bar tape *CUBE Grip Control*
- rear derailleur *Shimano Ultegra RD 6700GS*
- front derailleur *Shimano Ultegra FD-6703BL 3-speed, Clamp 34.9mm*
- SDI *Shimano Ultegra ST-6703, 10-speed*
- brakes *FSA Gossamer*
- cranks *FSA Gossamer Pro Megaexo 52x39x30, Integrated BB*
- cassette *Shimano Ultegra CS-6700 11-28, 10-speed*
- chain *Shimano Ultegra CN-6700*
- wheelset *Fulcrum Racing 7*
- tires *Schwalbe Ultremo 23x622*
- inner tubes *Schwalbe RR light SV20*
- saddle *Scape Natural Shape 0.1 WLS*
- seatpost *FSA SL280 31.6mm*
- seatclamp *Scape Close 34.9mm*
- weight* 8.60 kg

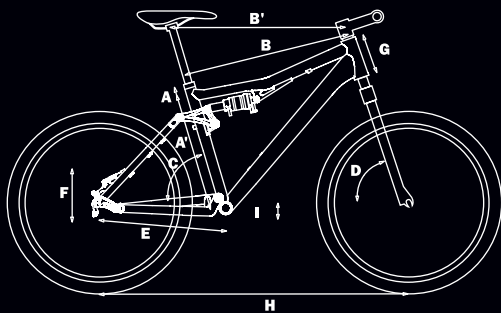




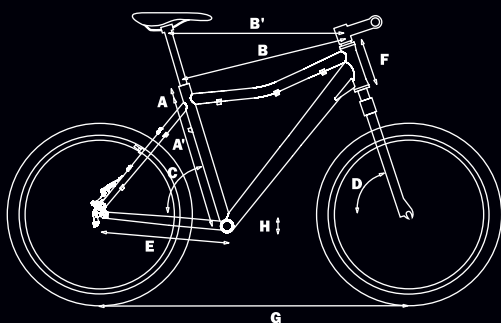
Model	AXIAL WLS COMP					AXIAL WLS GTC				
Framesize	47cm	50cm	52cm	54cm	56cm	47cm	50cm	53cm	56cm	58cm
Seat tube [mm]	A 450	480	500	520	540	430	460	490	520	540
Seat tube center-center [mm]	A' 390	420	440	460	480	378	404	438	468	490
Top tube [mm]	B 501	506	513	520	529	500	504	516	531	545
Top tube horizontal [mm]	B' 514	520	525	532	542	515	520	530	545	560
Seat tube angle [Degrees]	C 75.0	74.5	74.5	74.0	73.5	75.0	74.5	74.0	73.5	73.0
Head tube angle [Degrees]	D 70.5	71.5	71.5	72.0	72.5	70.5	71.5	71.5	72.0	73.0
Chainstays [mm]	E 405	405	405	405	405	405	405	405	405	405
Head tube [mm]	F 120	130	140	145	160	110	120	130	145	165
Wheelbase [mm]	G 982	975	981	979	979	984	985	989	991	992
BB-Height to hub [mm]	H -65	-65	-65	-65	-65	-68	-68	-68	-65	-65



Model	STEREO WLS	
Framesize	15"	17"
Seat tube [mm]	A 380	420
Seat tube center-center [mm]	A' 305	334
Top tube [mm]	B 509	523
Top tube horizontal [mm]	B' 550	570
Seat tube angle [Degrees]	C 74	74
Head tube angle [Degrees]	D 68	68
Chainstays [mm]	E 430	430
Rear travel [mm]	F 140	140
Head tube [mm]	G 120	130
Wheelbase [mm]	H 1096	1116
BB-Height to hub [mm]	I -15	-15
Frameset **	X	X




Model	AMS WLS	
Framesize	15"	17"
Seat tube [mm]	A 381	432
Seat tube center-center [mm]	A' 331	382
Top tube [mm]	B 533	550
Top tube horizontal [mm]	B' 551	572
Seat tube angle [Degrees]	C 73.5	73.5
Head tube angle [Degrees]	D 70.5	70.5
Chainstays [mm]	E 425	425
Rear travel [mm]	F 100	100
Head tube [mm]	G 125	135
Wheelbase [mm]	H 1044	1065
BB-Height to hub [mm]	I -12	-12



Model	ACCESS COMP			ACCESS PRO/SL				ACCESS GTC				
Framesize	13"	15"	17"	19"	13"	15"	17"	19"	14"	16"	18"	20"
Seat tube [mm]	A 340	390	430	480	340	390	430	480	335	375	420	460
Seat tube center-center [mm]	A' 290	340	380	430	285	335	375	425	335	375	420	460
Top tube [mm]	B 529	529	535	546	522	523	531	543	521	545	560	578
Top tube horizontal [mm]	B' 530	542	555	570	530	542	555	570	536	570	588	605
Seat tube angle [Degrees]	C 74	73.5	73	73	73	72.5	72	72	73	73	73	73
Head tube angle [Degrees]	D 70	70	71	71	69.5	69.5	70	70	69.5	70	70	70
Chainstays [mm]	E 420	420	420	420	420	420	420	420	420	420	420	420
Head tube [mm]	F 110	120	135	145	100	110	135	145	95	95	105	120
Wheelbase [mm]	G 1020	1028	1025	1040	1014	1022	1026	1041	1017	1041	1059	1077
BB-Height to hub [mm]	H -38	-38	-38	-38	-34	-34	-34	-34	-31	-31	-31	-31

* Weight equals to smallest frame size without pedals - errors and omissions excepted

** Frameset includes frame, headset, seat clamp, seatpost and fork



Children love biking.

Learning to ride a bike is very important for children. The bike does not only help to experience early forms of movement through play but also trains the sense of balance. Their own mobility increases, they learn to control their body and can get to know a new area of life, road traffic, through play.

By riding a bike children extend their radius of action and at the same time do something for their intelligence. Science proved long ago how important mobility is for children's intellectual development.

We at **CUBE** build children's and young people's bikes which give children and young adults the fun of bike-riding because they are matched to their needs and are easy to handle.

So as not to spoil the fun or riding for the little ones and to make bike mobility easier we build our **KIDS SERIES** from light aluminium frames and only use light fitted accessories. For only a light and at the same time safe bike proportional to the weight of the child is really fun and

chosen correctly for the child.

The Team Kid models are agile and want to be ridden fast. However they provide the child at all times with safe braking and stopping and are easy to dismount.

In our kids' bikes we use only ergonomically adapted gearshift and brake levers easy for children's hands to operate plus other corresponding components suitable for the child and the relevant age. These are free-moving and simple to manipulate.

Even at an early age children move from the tricycle to the „proper“ bike. They mostly learn to ride a bike between the ages of 3 and 5.

Fitting with front wheel brake and a back pedal brake hub makes more sense here than one with a complicated gearshift. For this age group the **TEAM KID 160** with removable stabilisers is available.

At the age of about 6 years old the motor capabilities of a child are already so sophisticated that V-brakes and 7-speed twist grips can be operated effortlessly. Here we recommend the **TEAM KID 200**.

For older children who can already ride safely and agilely cross-country and whose motor functions are already fully developed the **TEAM KID 240** and **TEAM KID 260** models are each equipped with sprung forks and 21-speed or 24-speed gearshift.

All models are available in two colours.

In terms of our quality awareness our **KIDS SERIES** models must also pass the stringent DIN Plus test conditions of the Velotech Company in Schweinfurt. There all kids' bikes are put through their paces and can only be placed on the market when they have passed all the tests.

In line with our sense of responsibility the very best quality and maximum riding safety have the utmost priority most of all with our children's bikes so that the generation of tomorrow associate bikes with a happy childhood from an early age on.



TEAMLINE
BOY

26" mountainbike for young riders with a body length between 1,40m to 1,60m - these bikes offer the same quality and attention to detail as the 'adult' bike range. The kid bikes in CUBE teamdesign are serious bikes for ambitious racers-to-be, ready to take it on.

FRAME FEATURES

- » During development of our kid bike range we paid extra attention to durability and safety. Kids are less strong in arms and legs, that's why we made the bikes as lightweight as possible. A lightweight aluminium frame combined with lightweight aluminium components.
- » Kids tend to tear bikes apart and fall more often than adults do. To save the frame we used replaceable mech hangers.
- » Shimano Acera rear mech
- » Shimano STI shifter- and brake levers 24 gears
- » Powermodulated Shimano V-Brakes RST Omni suspension forks Disc brake mounts
- » Strong wheels Quick release seatclamp for easy seat adjustment

KID



CREAM
GIRL

TEAM KID 260/WLS KID 260

art.nr.	Boy 120000 / Girl 120001
frame	6061er Aluminium, thermisch behandelt, KID-Geometrie
size	LaufRadgröße 26", entspricht Rahmenhöhe 14"
colour	Teamline oder Creme
fork	RST-191 Federgabel
headset	VP A-Headset
stem	Scape Alu Lite
handlebar	Scape Riser Alu Lite
grip	Velo
rear derailleur	Shimano RD-M340
front derailleur	Shimano FD-M310 Top Swing 34.9mm
sdi	Shimano ST-EF60 EZ Fire Plus, 8-fach
brakes	Aluminium V-Brake mit Powermodulator
crank	Shimano FC-M311 42x32x22Z., 170mm, Kettenschutz, mit Cartridge-Innenlager
cassette	Shimano CS-HG30 11-30Z., 8-fach
chain	KMC Z72
rims	Rigida ZAC19
front hub	Scape Aluminium
rear hub	Scape Aluminium
spokes	Stainless 2.0
front tire	Kenda Koyote 26 x 2.1 TEAM CUBE
rear tire	Kenda Koyote 26 x 2.1 TEAM CUBE
inner tubes	Kenda AV
pedals	Scape
saddle	Scape TEAM KID
seat post	Scape Alu Lite 350mm
seat clamp	Scape Varioclose 34.9mm
total weight*	12,6 kg



**TEAM LINE
BOY**

24" mountainbike for kids in primary school - these bikes offer the same quality and attention to detail as the 'adult' bike range The kid bikes in CUBE teamdesign are serious bikes for ambitious racers-to-be, ready to take it on.

FRAME FEATURES

- » During development of our kid bike range we paid extra attention to durability and safety. Kids are less strong in arms and legs, that's why we made the bikes as lightweight as possible. A lightweight aluminium frame combined with lightweight aluminium components.
- » Kids tend to tear bikes apart and fall more often than adults do. To save the frame we used replaceable mech hangers.
- » Easy-to-use and adjustable shifter- and brake levers.
- » Shimano Altus rear mech
- » Gripshift, intuitive and easy-to-use 21 gears
- » Barends Powermodulated Shimano VBrakes
- » RST Omni suspension forks Strong wheels
- » Quick release seatclamp for easy seat adjustment
- » Reflectors front and rear Quick release front wheel



PEARL
GIRL

TEAM KID 240/KID 240 PEARL

art.nr.	Boy 121000 / Girl 121001
frame	6061er Aluminium, thermisch behandelt, KID-Geometrie
size	LaufRadgröße 24"
colour	Teamline oder Pearl
fork	RST-191 Federgabel
headset	VP A-Headset
stem	Scape Alu Lite
handlebar	Scape Alu Lite incl. Barends
grip	Velo
rear derailleur	Shimano RD-M310
front derailleur	Shimano FD-C050 Dual Pull 31.8mm
sdi	Shimano SL-RS41 Revo Shifter, 7-fach
brakes	Aluminium V-Brake mit Powermodulator und Bremshebel
crank	Sunrace 42x34x24Z., 140mm, Kettenschutz, mit Vierkant-Innenlager
cassette	Shimano MF-TZ31 14-34Z., 7-fach
chain	KMC Z51
rims	Aluminium
front hub	Scape Aluminium
rear hub	Scape Aluminium
spokes	Stainless
front tire	Kenda 24 x 1.95 TEAM CUBE
rear tire	Kenda 24 x 1.95 TEAM CUBE
inner tubes	Kenda AV
pedals	Scape
saddle	Scape TEAM KID
seat post	Scape Alu Lite
seat clamp	Scape Close
extras*	Reflektoren, Glocke
total weight*	12,7



**TEAM LINE
BOY**

20" mountainbike for kids 5 years and up - these bikes offer the same quality and attention to detail as the 'adult' bike range. The kid bikes in CUBE teamdesign are serious bikes for ambitious racers-to-be, ready to take it on.

FRAME FEATURES

- » During development of our kid bike range we paid extra attention to durability and safety. Kids are less strong in arms and legs, that's why we made the bikes as lightweight as possible. A lightweight aluminium frame combined with lightweight aluminium components.
- » Kids tend to tear bikes apart and fall more often than adults do. To save the frame we used replaceable mech hangers.
- » Easy-to-use and adjustable shifter- and brake levers.
- » 7 gears Powermodulated Shimano V-Brakes
- » Strong wheels Reflectors front and rear
- » Grips with side protection Minimal height to maximize stand-over-height
- » Gussets to reinforce parts of the frame



PRINCESS
GIRL

TEAM KID 200/KID 200 PRINCESS

art.nr.	Boy 122000 / Girl 122001
frame	6061er Aluminium, thermisch behandelt, KID-Geometrie
size	Lauftradgröße 20"
colour	Teamline oder Princess
fork	Hi Ten Stargabel
headset	VP A-Headset
stem	Scape Alu Lite
handlebar	Scape Alu Lite
grip	Velo
rear derailleur	Shimano RD-TX31
sdi	Shimano SL-RS41 Revo Shifter rechts, 7-Gang
brakes	Aluminium V-Brake mit Powermodulator und Bremshebel
crank	Prowheel 36Z., 127mm, Kettenschutz, mit Vierkant-Innenlager
cassette	Shimano MF-TZ31 13-34Z., 7-fach
chain	KMC Z51
rims	Aluminium
front hub	Scape Aluminium
rear hub	Scape Aluminium
spokes	Stainless
front tire	Kenda 20 x 2.0 TEAM CUBE
rear tire	Kenda 20 x 2.0 TEAM CUBE
inner tubes	Kenda AV
pedals	Scape
saddle	Scape TEAM KID
seat post	Scape Alu Lite
seat clamp	Scape
extras*	Reflektoren, Glocke
total weight*	10,7



**RACING BLACK
BOY**

16" kid bike for little racers and princesses - these bikes offer the same quality and attention to detail as the 'adult' bike range. The kid bikes in CUBE team design are serious bikes for ambitious racers-to-be, ready to take it on.

FEATURES

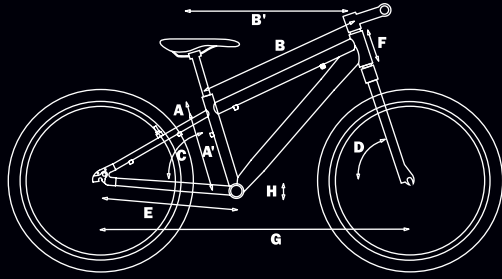
- » During development of our kid bike range we paid extra attention to durability and safety. Kids are less strong in arms and legs, that's why we made the bikes as lightweight as possible. A lightweight aluminium frame combined with lightweight aluminium components.
- » Kids tend to tear bikes apart and fall more often than adults do. To save the frame we used replaceable mech hangers.
- » Easy-to-use ergonomical brake lever for kids' hands.
- » Training wheels matching frame color
- » Coaster brake
- » Strong wheels
- » Reflectors front and rear and in spokes
- » Chainguard
- » Grips with extra side protection
- » Minimal height to maximize stand-overheight
- » Bell
- » Boys- and Girls design
- » Wide, safe pedals



LITTLE PRINCESS
GIRL

TEAM KID 160/KID 160 LITTLE PRINCESS

art.nr.	Boy 123000 / Girl 123001
frame	6061er Aluminium, thermisch behandelt, KID-Geometrie
size	LaufRadgröße 16"
colour	Racing Green oder Little Princess
fork	Hi Ten Stargabel
headset	VP A-Headset
stem	Scape Alu Lite
handlebar	Scape Alu Lite
grip	Velo
brakes	Aluminium VR-Cantileverbremse und Bremshebel
crank	Hudson 32Z., 114mm, Kettenschutz, mit Vierkant-Innenlager
ribs	Aluminium
front hub	Scape Aluminium
rear hub	Scape Aluminium Rücktrittbremsnabe
spokes	Stainless
front tire	Kenda 16 x 1.95 TEAM CUBE
rear tire	Kenda 16 x 1.95 TEAM CUBE
inner tubes	Kenda AV
pedals	Scape
saddle	Scape TEAM KID
seat post	Scape Alu Lite
seat clamp	Scape
extras*	Reflektoren, Glocke, Vorbauprotector, Stützräder, Fahne CUBE
total weight*	ca. 9,5 kg (inkl. Stützräder)



Model	KID 260	KID 240	KID 200	KID 160
Framesize	26"	24"	20"	16"
Seat tube [mm] A	360	309	258	205
Sitzrohr Withte-Withte [mm] A'	305	259	208	155
Top tube [mm] B	513	500	431	361,5
Top tube horizontal [mm] B'	527	526	440	368
Seat tube angle [Degrees] C	73,5	69,6	73,5	73
Head tube angle [Degrees] D	71	72	72	69
Chainstays [mm] E	420	416	374	290
Head tube [mm] F	100	102	105	100
Wheelbase [mm] G	1007	943	854	714,2
BB-Height to hub [mm] H	-35	-40	-25	7

* Weight equals to smallest frame size without pedals - errors and omissions excepted

** Frameset includes frame, headset, seat clamp, seatpost and fork



With our CUBE 2010 Active Wear we provide state of the art ladies and gents clothing for bike sport and leisure. In the new season we focus on a high level of functionality of clothing, the best material quality and design.

The material compositions used regulate the natural functions of the skin and support its temperature compensation. Ergonomic designs, which match the respective category of rider and purpose of use ensure the perfect fit.

We use the highest qualities of materials in order to support your performance and use the energy the body requires for its cooling in

a more rational manner to enhance sports performance.

This year's paddings have been made from ESCHLER materials, a byword for the highest level of Swiss quality, in order to provide even more optimum protection and riding comfort.

Functionality with intelligent detail solutions, premium quality and long life distinguish our CUBE Active Wear and contribute enduringly to pleasant wearing comfort and a feeling of well-being in gentleman and lady riders.

Practical and stylish clothing is crucial for well-being, accessories on the other hand are practical or an expression of individual lifestyle.

We have expanded our range this year with sunglasses so we now offer CUBE riders CUBE equipment complete.

Practical items such as tools, drinks bottles and other „utilities“ more shape the rider's every day life more simply. And for all those who like to travel long distances there is in addition a wide selection of travel luggage and travel utensils available.

Whether for biking, travel or business trips - with CUBE accessories we offer intelligent products centred on the CUBE rider.



For the **CUBE TEAMLINE** we have taken special durable and highly elastic materials with an ergonomic cut, which is suitable for race use and provide the rider with optimal user comfort.

9101 JERSEY BASIC MEN S/S



COLOUR
white/black/red/blue

FEATURE
shortsleeve jersey, full zip, 3-part back pocket, additional part pocket with zip

MATERIAL
100% Polyester + 47% COOLMAX



9102 JERSEY BASIC WOMEN S/S




COLOUR
white/black/red/blue

FEATURE
shortsleeve jersey, full zip, 3-part back pocket, additional part pocket with zip

MATERIAL
100% Polyester + 47% COOLMAX



9109 CYCLE SHORT WOMEN



COLOUR
white/black/red/blue

FEATURE
women short without straps with CUBE LONG DISTANCE PADDING WOMEN, short leg cut, elastic silicone leg cuffs

MATERIAL
100% POLYESTER



9107 VEST




COLOUR
white/black/red/blue

FEATURE
vest with mesh back, windproof

MATERIAL
100% POLYESTER

9111 RACE CAP



COLOUR
white/black/red/blue

FEATURE
Profi Race Cap

MATERIAL
100% COTTON

9115 SHOE COVER




COLOUR
white/black/red/blue

FEATURE
elastic road bootie with heel zip

MATERIAL
100% POLYESTER

9108 BIBSHORT MEN



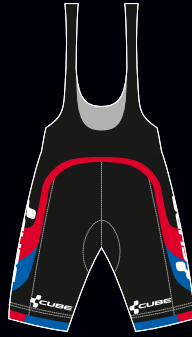
COLOUR
white/black/red/blue

FEATURE
bib with mesh straps, CUBE LONG DISTANCE PADDING MEN, elastic silicone leg cuffs

MATERIAL
10% NYLON + 90% POLYESTER



9117 BIBSHORT MEN



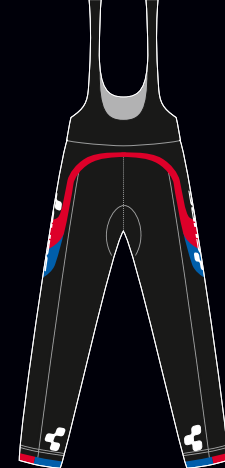
COLOUR
white/black/red/blue

FEATURE
bib with mesh straps, CUBE LONG DISTANCE PADDING MEN, elastic silicone leg cuffs

MATERIAL
100% NYLON



9110 BIBSHORT TIGHT MEN



COLOUR
white/black/red/blue

FEATURE
bib with mesh straps, CUBE LONG DISTANCE PADDING MEN, elastic silicone leg cuffs and additional zip at the leg cuffs

MATERIAL
100% NYLON



9113 ARM WARMER

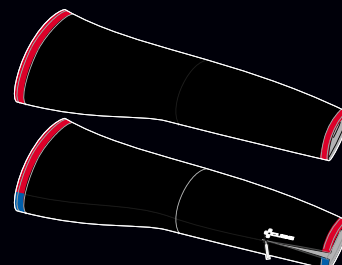


COLOUR
white/black/red/blue

FEATURE
arm warmers with elastic cuffs

MATERIAL
100% POLYESTER

9114 LEG WARMER



COLOUR
white/black/red/blue

FEATURE
leg warmers with elastic cuffs at both sides and additional zip

MATERIAL
100% POLYESTER

9103 JERSEY BASIC MEN L/S



COLOUR
white/black/red/blue

FEATURE
longsleeve jersey, full zip, 3-part back pocket, additional part pocket with zip

MATERIAL
10% SPANDEX + 90% POLYESTER



9106 RAIN JACKET



COLOUR
transparent

FEATURE
waterproof rain jacket

MATERIAL
100% NYLON

9105 JERSEY BASIC WOMEN L/S



COLOUR
white/black/red/blue

FEATURE
longsleeve jersey, full zip, 3-part back pocket, additional part pocket with zip

MATERIAL
10% SPANDEX + 90% POLYESTER



9104 MULTI JACKET



COLOUR
white/black/red/blue

FEATURE
Multifunctional jacket with removeable arms, 3-part back pocket, additional part pocket with zip

MATERIAL
10% SPANDEX + 90% POLYESTER



ACTIVE WEAR
ACCESSOIRES





With the **CUBE BLACKLINE** we specifically target the CUBE passionate biker. With functional materials and an optimal fit for the user.

1201 JERSEY BASIC MEN S/S



COLOUR
black/grey/white
FEATURE
shortsleeve jersey with 3/4 zip and 3 part back pocket, additional part pocket with zip
MATERIAL
53% POLYESTER + 47% COOLMAX



1208 MULTI JACKET



COLOUR
black/grey/white
FEATURE
multifunctional jacket with removable arms
MATERIAL
100% NYLON

1206 FREERIDE JERSEY L/S



COLOUR
black/grey/white
FEATURE
longsleeve freeride jersey
MATERIAL
53% POLYESTER + 47% COOLMAX




1202 JERSEY BASIC MEN L/S



COLOUR
black/grey/white
FEATURE
longsleeve jersey with full zip and 3 part back pocket, additional part pocket with zip
MATERIAL
53% POLYESTER + 47% COOLMAX

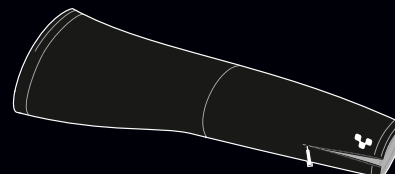


1209 ARM WARMER



COLOUR
black
FEATURE
arm warmer with elastic cuffs, brushed inside
MATERIAL
100% NYLON


1211 LEG WARMER



COLOUR
black
FEATURE
leg warmer with elastic cuffs, brushed inside and additional zip
MATERIAL
100% NYLON



1212 UNDERPANT



COLOUR
black

FEATURE
mesh underpant with CUBE LONG DISTANCE PADDING MEN

MATERIAL
100% POLYESTER



1207 SHORT



COLOUR
black/grey/white

FEATURE
adjustable waist with velcro, 2 front pockets, removable underpant with Italian padding for men

MATERIAL
10% NYLON + 90% POLYESTER



1210 KNEE WARMER

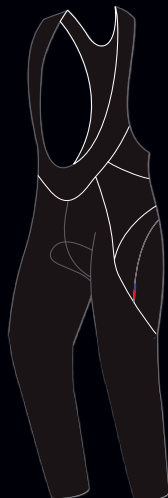


COLOUR
black

FEATURE
knee warmer with elastic cuffs, brushed inside

MATERIAL
100% NYLON

1205 BIBSHORT TIGHT MEN



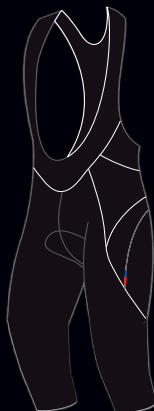
COLOUR
black

FEATURE
bib tight with mesh straps, elastic silicon leg cuffs, CUBE LONG DISTANCE PADDING MEN and mesh pocket on backside

MATERIAL
100% NYLON



1204 BIBSHORT 7/8 MEN



COLOUR
black

FEATURE
7/8 bib with mesh straps, elastic silicon leg cuffs, CUBE LONG DISTANCE PADDING MEN and mesh pocket on backside

MATERIAL
100% NYLON



1203 BIBSHORT MEN



COLOUR
black

FEATURE
bib with mesh straps, elastic silicon leg cuffs, CUBE LONG DISTANCE PADDING MEN and mesh pocket on backside

MATERIAL
10% NYLON + 90% POLYESTER



ACTIVE WEAR ACCESSOIRES





The specific functional materials of the **ALL MOUNTAIN LINE** are extremely versatile and durable. The cut is comfortable and therefore suitable for both sport and leisure.

1301 JERSEY MEN S/S



COLOUR
midnight/white

FEATURE
shortsleeve jersey with mesh inlay underneath arm area, pocket on backside, reflective zip, 3/4 zip on front

MATERIAL
84% COOLMAX + 16% SPANDEX



1303 JERSEY MEN S/S



COLOUR
charcoal/black

FEATURE
shortsleeve jersey with mesh inlay underneath arm area, pocket on backside, reflective zip, 3/4 zip on front

MATERIAL
84% COOLMAX + 16% SPANDEX



1304 SHORT MEN



COLOUR
midnight/white

FEATURE
light short with reflective piping and mesh inlay on front area, 2 front pockets, optionally underpant available

MATERIAL
100% POLYESTER



9405 PRO WIND JACKET



COLOUR
black

FEATURE
ultra light waterproof jacket with 3000 mm water column, chest pocket, elastic hemline and cuff, small integrated packaging meshpocket

MATERIAL
100% POLYESTER



9438 RAIN SHORT



COLOUR
black

FEATURE
rain covershort with 3000 mm water column, elastic waistband cuffs with velcro adjustment, bonded seams

MATERIAL
100% POLYESTER



With the **EASY RIDING LINE** we offer the rider from the enduro area a optimal apparel. The light materials are giving comfortable feeling and maximum movability.

1401 EASY RIDING JERSEY S/S



COLOUR
black/apple/copper
FEATURE
longsleeve jersey
MATERIAL
100% POLYESTER



1404 EASY RIDING JERSEY S/S



COLOUR
rust/apple/copper
FEATURE
longsleeve jersey
MATERIAL
100% POLYESTER



1402 EASY RIDING JERSEY L/S



COLOUR
black/apple/copper
FEATURE
heavy duty robust material, adjustable waistband with velcro 2 front pockets
MATERIAL
100% POLYESTER



1405 EASY RIDING JERSEY L/S



COLOUR
rust/apple/copper
FEATURE
adjustable waistband, dual layer seat area, 2 front pockets
MATERIAL
100% POLYESTER



1403 EASY RIDING SHORT



COLOUR
black/apple/copper
FEATURE
adjustable waistband, dual layer seat area, 2 front pockets, mesh inlay on front area
MATERIAL
73% POLYESTER 20% NYLON 2% PVC 5% SPANDEX



1406 FREERIDE SHORT



COLOUR
rust/apple/copper
FEATURE
adjustable waistband, dual layer seat area, 2 front pockets, mesh inlay on front area
MATERIAL
73% POLYESTER 20% NYLON 2% PVC 5% SPANDEX





The **FREERIDE LINE** is visually appealing and versatile. The casual cut allows the user much freedom of the movement during his trip and is there fore very good for freestyle and downhill oriented riders.

9433 HEAVY DUTY FREERIDE JERSEY L/S



COLOUR
grey/white
FEATURE
longsleeve jersey
MATERIAL
100% POLYESTER



9439 HEAVY DUTY FREERIDE SHORT



COLOUR
grey/white
FEATURE
heavy duty robust material, adjustable waistband with velcro, 2 front pockets
MATERIAL
60% POLYESTER 35% NYLON 5% PVC



ACTIVE WEAR ACCESSOIRES

9423 FREERIDE JERSEY L/S



COLOUR
grey/black/orange
FEATURE
longsleeve jersey
MATERIAL
100% POLYESTER



9429 FREERIDE SHORT



COLOUR
black/orange
FEATURE
adjustable waistband, dual layer seat area, 2 front pockets
MATERIAL
100% POLYESTER



The perfect cut form for female anatomy and the design of the **WOMAN LIKE SERIES** guarantees pleasant comfort and a stylish experience. Light, breathable fabric allows an optimum moisture passage and guarantees maximum air flow.

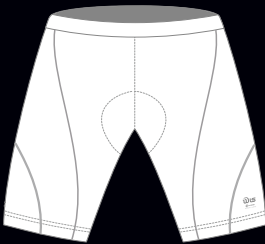
1601 JERSEY WOMEN S/S



COLOUR
black/purple
FEATURE
shortsleeve jersey, full zip, mesh inlay underneath arm area, backpart and sides, 2 backside pockets
MATERIAL
53% POLYESTER + 47% COOLMAX



1607 CYCLE SHORT WOMEN



COLOUR
white
FEATURE
strapless cycle short with CUBE LONG DISTANCE PADDING WOMEN
MATERIAL
75% POLYESTER + .25% SPANDEX



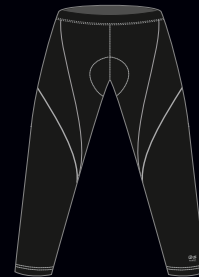
1602 JERSEY WOMEN L/S



COLOUR
black/purple
FEATURE
longsleeve jersey, full zip, mesh inlay underneath arm area, backpart and sides, 2 backside pockets
MATERIAL
53% POLYESTER + 47% COOLMAX



1609 CYCLE KNICKER 7/8 WOMEN



COLOUR
black
FEATURE
7/8 strapless cycle short with CUBE LONG DISTANCE PADDING WOMEN
MATERIAL
75% POLYESTER + .25% SPANDEX



1608 CYCLE SHORT WOMEN



COLOUR
black
FEATURE
strapless cycle short with italian padding for women
MATERIAL
75% POLYESTER + .25% SPANDEX



1606 WLS JACKET



COLOUR
black
FEATURE
all terrain jacket with 5000 mm water column, back pocket with reverse zip, reflective pipings
MATERIAL
100% POLYESTER




ACTIVE WEAR ACCESSOIRES





1605 VEST



COLOUR
petrol/white/grey
FEATURE
light vest, front full zip, 2 back pockets
MATERIAL
100% POLYESTER



1603 JERSEY WOMEN S/S



COLOUR
petrol/white/grey
FEATURE
shortsleeve jersey, short zip, 2 backside pockets
MATERIAL
100% POLYESTER



1604 JERSEY WOMEN L/S



COLOUR
petrol/white/grey
FEATURE
longsleeve jersey, short zip, 2 backside pockets
MATERIAL
100% POLYESTER



Bei der WLS AM Linie wird der Trägerin ein angenehmes Tragegefühl durch den legeren Schnitt geboten. Funktionelle Materialien sorgen für optimale Atmungsaktivität. So wird ein Radausflug in die Stadt oder in die Berge zum besonderen Fahrvergnügen.

1701 JERSEY WOMEN S/S



COLOUR
plum/mint/pale blue
FEATURE
shortsleeve jersey with short zip, 2 back pockets
MATERIAL
53% POLYESTER + 47% COOLMAX



1704 JERSEY WOMEN S/S



COLOUR
dark blue/mint/pale blue
FEATURE
shortsleeve jersey with short zip, 2 back pockets
MATERIAL
53% POLYESTER + 47% COOLMAX



1702 WOMEN FREERIDE JERSEY L/S



COLOUR
plum/mint/pale blue
FEATURE
longsleeve jersey with short zip, 2 back pockets
MATERIAL
53% POLYESTER + 47% COOLMAX



1705 WOMEN FREERIDE JERSEY L/S



COLOUR
dark blue/mint/pale blue
FEATURE
longsleeve jersey with short zip, 2 back pockets
MATERIAL
53% POLYESTER + 47% COOLMAX



1703 WOMEN FREERIDE SHORT



COLOUR
plum
FEATURE
short with adjustable waistband, 2 front pockets
MATERIAL
100% POLYESTER



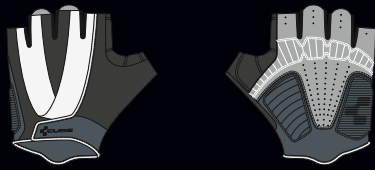
1706 WOMEN FREERIDE SHORT



COLOUR
dark blue
FEATURE
short with adjustable waistband, 2 front pockets
MATERIAL
100% POLYESTER



1801 AM GLOVE SHORTFINGER




COLOUR
charcoal/ash/white

FEATURE
summer glove with ventilation holes and silicon grip print on palm, velcro fasteners

MATERIAL
50% SYNTHETIC LEATHER
20% POLYESTER 20% NYLON
5% NEOPRENE 3% EVA
2% GEL



1802 AM GLOVE SHORTFINGER




COLOUR
charcoal/ash/stone

FEATURE
summer glove with ventilation holes and silicon grip print on palm, velcro fasteners

MATERIAL
50% SYNTHETIC LEATHER
20% POLYESTER 20% NYLON
5% NEOPRENE 3% EVA
2% GEL



1803 AM GLOVE SHORTFINGER



COLOUR
black

FEATURE
summer glove with ventilation holes and silicon grip print on palm, velcro fasteners

MATERIAL
50% SYNTHETIC LEATHER
20% POLYESTER 20% NYLON
5% NEOPRENE 3% EVA
2% GEL



9112 RACE GLOVE SHORTFINGER

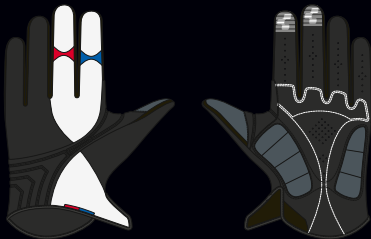


COLOUR
white/black/red/blue

FEATURE
summer glove with velcro fasteners

MATERIAL
75% POLYESTER + .25% SPANDEX

1804 AM GLOVE LONGFINGER



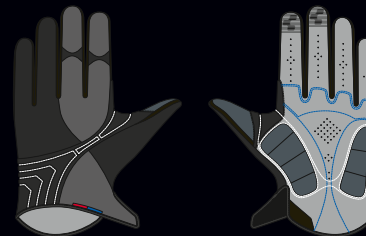
COLOUR
black/white/red/blue/grey

FEATURE
light glove with ventilation holes and silicon grip print on palm, velcro fasteners

MATERIAL
50% SYNTHETIC LEATHER
10% POLYESTER 5% NYLON 10% NEOPRENE
20% SPANDEX 3% EVA
2% GEL



1805 AM GLOVE LONGFINGER



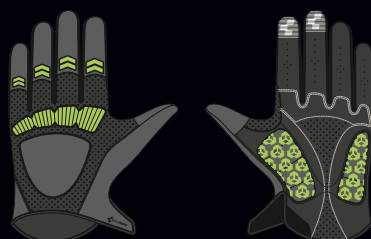
COLOUR
black/stone/ash/red/blue

FEATURE
light freeride glove with ventilation holes and silicon grip print on palm, velcro fasteners

MATERIAL
50% SYNTHETIC LEATHER
10% POLYESTER 5% NYLON 10% NEOPRENE
20% SPANDEX 3% EVA
2% GEL



1807 FR LEATHER GLOVE LONGFINGER



COLOUR
black/apple

FEATURE
real leather glove with ventilation holes and anti slip silicon print on palm and finger tips, velcro fasteners, rubber protection on nuckles

MATERIAL
50% SYNTHETIC LEATHER
25% REAL LEATHER 10% NYLON
5% SPANDEX 5% TPR 3% EVA
2% GEL



9312 AM LIGHT GLOVE LONGFINGER



COLOUR
dark grey/charcoal

FEATURE
light freeride glove with mesh inserts, anti slip silicon print on finger tips

MATERIAL
79% NYLON 21% SPANDEX



9422 FR GLOVE LONGFINGER



COLOUR
charcoal/white

FEATURE
freeride glove with mesh inserts, anti slip silicon print on finger tips, velcro fastener

MATERIAL
40% Synthetic Leather
35% Nylon 15% Polyester 5% Gel 5% EVA



9432 FR GLOVE LONGFINGER




COLOUR
grey/black/orange

FEATURE
freeride glove with mesh inserts, anti slip silicon print on finger tips, velcro fastener

MATERIAL
40% Synthetic Leather
35% Nylon 15% Polyester 5% Gel 5% EVA



9716 TEAM SOCK



COLOUR
white/black/red/blue

FEATURE
socks with race cut

MATERIAL
53% POLYESTER + 47% COOLMAX



9718 TEAM ANKLE SOCK



COLOUR
white/black/red/blue

FEATURE
ankle socks

MATERIAL
53% POLYESTER + 47% COOLMAX



7902 EASY RIDING SOCK



COLOUR
raspberry/charcoal/ash

FEATURE
freeride socks with half cuff cut

MATERIAL
44% COOLMAX + 36% COTTON + 17% NYLON + 3% LYCRA



7903 EASY RIDING SOCK



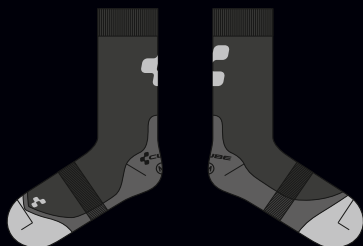
COLOUR
apple/raspberry/charcoal

FEATURE
freeride socks with half cuff cut

MATERIAL
44% COOLMAX + 36% COTTON + 17% NYLON + 3% LYCRA



7901 EASY RIDING SOCK



COLOUR
charcoal/ash/stone

FEATURE
freeride socks with half cuff cut

MATERIAL
44% COOLMAX + 36% COTTON + 17% NYLON + 3% LYCRA



9216 FRITZZ SOCK



COLOUR
black/ash/red

FEATURE
sock in regular cut

MATERIAL
44% COOLMAX + 36% COTTON + 17% NYLON + 3% LYCRA



ACTIVE WEAR ACCESSOIRES



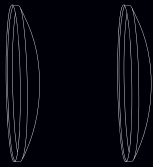
In order to meet the specific requirements of cycling, our **CUBE EYEWEAR** feature top quality and extremely durable materials.

FRAMES



For our glasses, we use the highest quality material that the optical industry has to offer, **GRILAMID TR90**. Due to its proven extreme stability, the material is highly suitable for all applications and in particular outdoor sports. Additionally, it's light and non-allergenic, providing the user with a comfortable feeling when used. Due to the extreme shock resistance of the material the glasses are durable and ensure a long lifetime.

LENSES



All **CUBE** glasses feature polycarbonate lenses. Lenses made of this material are extremely robust and scratch-resistant. All glasses offer full **UV-400** protection. These lenses in combination with specific procedures and surface treatments can enhance the specific light conditions for various sport activities.



REVO LMS (Light Management System)

Thanks to a special coating composed of multiple layers of titanium and silicon oxides. A **REVO LMS** lens acts as a veritable equalizer of light: it eliminates 100% of harmful ultraviolet (UV) rays. It blocks up to 97% of infrared (IR) rays.

It then processes violet/blue light by filtering out harmful rays while passing the part of the spectrum that is necessary for distinguishing the colors. Color focusing is improved and vision is sharper and brighter.



POLARIZED

Polarized sunglasses have the advantage eliminate the glare that is caused when sunlight hits shiny, reflective surfaces such as water, snow, sunlit streets, sand, etc. colors are not affected by the altered strength of the light, and the eye is more relaxed and functions more efficiently.



PHOTOCROMIC

A polarized photochromatic lens provides perfect vision under any lighting conditions. Thanks to a special photosensitive filter, the lens gets darker when it's hit by sunlight or under very bright conditions.

Polarized photochromatic lenses are great for people who spend a lot of time outdoors in activities.

yellow



Maximum clarity, for improved vision in fog or diffused light

rose



Maximum clarity, for improved vision in fog or diffused light

red



optimal contrast performance, mirror lens

bronze



Optimal contrast performance protection from light reflection from water, ice, snow etc.

photochromic



regardless of the light conditions, filtering adjustment is automatic for all light conditions

blue



optimal contrast performance, mirror lens

dark grey



Protection from light reflection from water, ice, snow etc.

The **CUBE EYEWEAR COLLECTION** provides you with the appropriate sunglasses for every application.

AM Hero

The AM Hero glasses combine optical design with Cube Lifestyle.



1957 BROWN	1958 BLACK	1959 COOL GREY	1960 WHITE
LENSES	LENSES	LENSES	LENSES

Fritzz

The progressive optic of the Fritzz glasses, for those who want to show their sportive side on and off the bike. With the adjustable nose pad you can easily customize the glasses to fit your face.



1953 TEAMLINE WHITE	1950 MATT BLACK	1952 LIME	1955 BLACK ZEBRA	1956 BROWN	1954 TEAMLINE WHITE PLUS	1951 MATT BLACK PLUS
LENSES	LENSES	LENSES	LENSES	LENSES	LENSES	LENSES

Aerium

The Aerium glasses are designed for competitive bikers, based on the ergonomic requirements of the rider.



1961 TEAMLINE WHITE	1962 TEAMLINE WHITE PLUS	1963 WHITE/BLACK	1964 BLACK
LENSES	LENSES	LENSES	LENSES

Litening

The Litening glasses offer the perfect fit and high level of comfort.



1965 TEAMLINE WHITE	1966 TEAMLINE WHITE PLUS	1967 COOL GREY	1968 WHITE	1969 BLACK/RED
LENSES	LENSES	LENSES	LENSES	LENSES

ACTIVE WEAR ACCESSOIRES



Due to a wide choice of accessories the comfort of your bike can be improved.



30523 CUBE Fritz Grip
» red/black



30484 CUBE Fritz Grip
» black



30526 CUBE Fritz Grip
» black/white



30480 CUBE Grip
» white/red



30481 CUBE Grip
» white/black



30482 CUBE Grip
» white/black



30525 CUBE Race Grip
» black/red



30526 CUBE Race Grip
» white/black



30528 CUBE Race Grip
» black



30483 CUBE Grip
» black



CUBE READY Barends



CUBE READY Barends

Bikes need to be kept in shape even on hard Trails and Tours. Especially for those occasions we developed our Tool-Series. The advanced Design features a lightweight, tiny Tool with superb Handling that helps you get out of trouble.



7154 ALL Mountain Bottle
» 0,75l
7159 TeamLine Bottle
» 0,75l



33503 CUBE Nibby



Chainstay Protection
60087 ELITE HPC
60089 HARDTAIL
60090 AMS100, STING
60091 AMS 125, STEREO, FRITZZ



33017 CUBE Cork Tape
» 76 x 43 x 43cm



33018 CUBE Cork Tape
» 76 x 43 x 43cm



33015 CUBE Tape
» 76 x 43 x 43cm



33016 CUBE Tape
» 76 x 43 x 43cm



CUBE Ergo Logon



33145 Cube DTC Muddy Board
33503 Carbon Bottle Cage



We developed our bags to guaranty the best possible comfort for traveling the world. It offers a perfect fit, is very comfortable to wear and will satisfy every design addict.

7139 TRAVEL NAME TAG



7140 WALLET

- » Mesh case
- » Passport case
- » Outside zipper case



7141 TRAVEL WALLET

- » Key holder
- » 2 zipper cases
- » Organisation cases inside
- » Pen holder



7144 WASH KIT

- » Integrated hanger
- » Zipper mesh cases
- » Organisation case inside



7142 LAPTOP BAG

- » Outside charger case
- » Card case inside
- » Adjustable shoulder strap
- » Carry band for trollys



7143 OFFICE BAG

- » Outside charger case
- » Zipper case outside
- » Comfort adjustable shoulder strap
- » Carry band for trollys
- » Extra laptop bag inside
- » Organisation case inside



7149 WHEEL BAG

- » 2 seperate cases
- » Zipper mesh case inside
- » Adjustable shoulder strap
- » Extra protection for hubleer



7146 BIG MOUNTAIN PACK

- » Water reservoir 2 liter
- » Headfone outpoints
- » Helmet carry
- » CUBE nibby
- » Mesh organisation pockets
- » Fleece sunglass case



7145 EASY RIDING PACK

- » Pocket for water reservoir
- » Fleece lined MP3 Player case/sunglass case
- » Headfone outpoint
- » Keyholder
- » CUBE nibby
- » Strap carry
- » Organisation pockets





7147 INFLIGHT TROLLY

- » Impact protection
- » Splitable cases
- » High quality wheels
- » Retractable handle
- » 2 Base stabilizers for standing in upright position

7148 AROUND THE WORLD TROLLY

- » Impact protection
- » Retractable handle
- » High quality wheels
- » 2 cases with removable padded blocks
- » Name tag
- » Base stabilizer for standing in upright position



ACTIVE WEAR
ACCESSOIRES



7161
Cube Action Banner MTB




7162
Cube Action Banner Road



7163
Cube Action Banner Trekking



7164
Cube Wallpaper Banner



7166
Cube Indoor „Wallpaper“ Banner



7080
Cube Authorized Dealer Sticker



Cube Icon Sticker
7180 white, 12 cm
7181 silver, 12 cm
7182 black, 12 cm



7168
Cube Outdoor „Blackline“ Banner



7183
Cube Windowsticker „Team“




Cube Small Sticker
7101 white, 12 cm
7102 silver, 12 cm
7103 black, 12 cm



7165
Cube Indoor „Teamline“ Banner



7048
Cube Stickersheet „Promo“



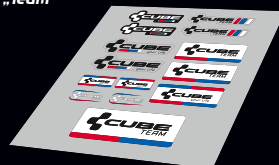
Cube Medium Sticker
7104 white, 30 cm
7105 silver, 30 cm
7106 black, 30 cm



7167
Cube Outdoor „Teamline“ Banner



7178
Cube Stickersheet „Team“



Cube Car Sticker
7107 white, 1000 cm
7108 silver, 1000 cm
7109 black, 1000 cm

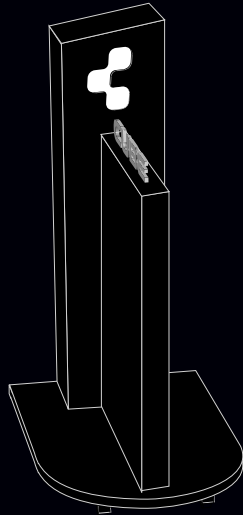


ACTIVE WEAR
ACCESSOIRES

7171
Cube Beachflag „Teamline“
600 cm




7160
Cube Shop Display
120 x 80 x 170 cm



7091
Cube Tent „Teamline“



7092
Cube Tentwall
300 x 300 cm



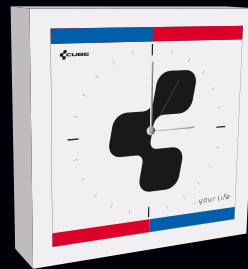
7090
Cube Blow up
„Firtzz“



7179
Cube Patch
„Teamline“ 10 cm



7185
Cube Clock „Teamline“
34 x 45 x 34 cm




7174
Cube Mousepad
„Teamline“



7176
Cube Mug
„Teamline“




7173
Cube Lanyard



7172
Cube Pop Up Banner „Teamline“
90 x 200 cm



7186
Cube Paper Bags
„Teamline“



7187
Cube „Icon“
Key Chain




7170
Window Cube
33 x 33 x 33 cm



7175
Cube Door Mat Carpet
110 x 170 cm



7177
Cube Umbrella





Coolmax®

COOLMAX® effectively wicks away moisture from the skin. Even when the material is wet, it will still give the wearer a comfortable feel, and retain it's wicking properties.



LYCRA®

LYCRA® adds to wearer comfort. It's fibres can be stretched to 7 times their original length, and when tension is released spring back to their original shape. Lycra makes tight fitting clothing comfortable to wear.



SPANDEX

SPANDEX is a super elastic fibre that enables a very tight fit.



CUBE Long Distance Padding (Women)

- » Quality made in Italy
- » pre-shaped
- » multilevel
- » seamless
- » quick dry
- » antibacterial



CUBE Long Distance Padding (Men)

- » Quality made in Italy
- » pre-shaped
- » multilevel
- » seamless
- » quick dry
- » antibacterial



LOOSE FIT
» loose-fitting for more mobility



SLIM FIT
» close-fitting to the body
» ideal fit



SUPER SLIM FIT
» ergodynamic cut
» close-fitting to the body, for a ideal performance



ALL MOUNTAIN



EASY RIDING



FREERIDE



WLS CLASSIC



LS NEW WAVE



WLS ALL MOUNTAIN



BRAND	COMPANY	STREET	CITY	PHONE	WEB
Campa	Campagnolo GmbH	An der Schusterinsel 15	51279 Leverkusen	+49 (0)2171. 72430	www.campagnolo.de
Citec	Dr. Friebe & Paproth GbR	Im Schäwe 17	14517 Beelitz	+49 (0)33204. 50093	wheels@citec.de
Deda	Deda Elementi s.r.l.	Via Leonardo Da Vinci 21/23	I-26013 Campagnola Cremasca	+39 (0)373. 751129	tech@dedaelementi.com
DT Swiss	DT Swiss Customer Support	Hegnerweg 17	71101 Schönaich	+49 (0)7031. 4101856	service.de@dtswiss.com
FOX	Toxoholics Shock Service	Hauptstr. 200-1	66976 Rodalben	+49 (0)6331. 258160	info@toxoholics.de
FSA + Manitou	Centurion	Blumenstraße 49-51	71106 Magstadt	+49 (0)7159. 945944	centurion-renner@compuserve.de
Hayes	Hajo's Sportproducts	Gießenstraße 13/1	88319 Aitrach	+49 (0)8395. 544	hajos@online-service.de
Hügi / DT Swiss	DT Customer Support	Stuttgarter Straße 30a	71032 Böblingen	+49 (0)7031. 4101856	info@whizz-wheels.de
Mach1	Wiener Bike Parts	Max-Planck-Str. 8	97404 Schweinfurt	+49 (0)9721. 6501-0	info@bike-part.de
Magura	Gustav Magenwirth	Postfach 1180	72574 Bad Urach	+49 (0)7125. 153158	service@magura.de
Lightweight	Carbon Sports GmbH	Otto-Lilienthal-Str. 15	88046 Friedrichshafen	+49 (0)7541. 388923	info@carbonsports.de
Marzocchi	Cosmic Sports	Ipsheimerstraße 15 - 17	90431 Nürnberg	+49 (0)911. 3107550	info@cosmicsports.de
Mavic	Mavic Deutschland	Geigelsteinstraße 10	83080 Oberaudorf	+49 (0)8033. 305163	www.mavic.de
Profile, Easton	Grofa GmbH	Otto-Hahn-Straße 17	65520 Bad Camberg	+49 (0)6434. 2008-0	pm@grofa.com
Race Face	Bike Action GmbH	Breitefeld 4	64839 Münster	+49 (0)6719. 2340	service@bikeaction.de
Xentis	XENTIS Composite G.m.b.H.	Werkstraße 18-20	A-8580 Köflach	+43 (0)3144. 70971-0	info@xentis.com
Ritchey, Crank Brother	Cosmic Sports GmbH	Ipsheimerstraße 15-17	90431 Nürnberg	+49 (0)911. 3107550	info@cosmicsports.de
Rock Shox	SRAM DSD	Romstr. 1	97424 Schweinfurt	+49 (0)800. 6646360	dsd.germany@sram.com
Schwalbe	Bohle GmbH & Co. KG	Otto-Hahn-Str. 1	51580 Reichshof-Wehrath	+49 (0)2265. 109-0	info@schwalbe.com
RFR, Scape	Pending System GmbH	Ludwig-Hüttner-Str. 5-7	95679 Waldershof	+49 (0)9231. 97007-38	technik@cube-bikes.de
Shimano, RST, Selle Italia	Paul Lange & Co.	Hofener Str. 114	70372 Stuttgart	+49 (0)711. 2588-360	www.paul-lange.de
Sram	SRAM DSD	Romstr. 1	97424 Schweinfurt	+49 (0)800. 6646360	dsd.germany@sram.com
Suntour	Wiener Bike Parts	Max-Planck-Straße 8	97526 Sennfeld	+49 (0)9721. 650188	info@bike-parts.de
Fulcrum	JBS Radspport Grosshandel	Ernst-Abbe-Str. 28	52249 Eschweiler	+49 (0)2403. 783610	info@jbs-trading.de
Syntace	Syntace GmbH	Dammweg 1	83342 Tacherting	+49 (0)8634. 66666	syntace@syntace.de
Formula Naben	Pending System GmbH	Ludwig-Hüttner-Str. 5-7	95679 Waldershof	+49 (0)9231. 9700738	technik@cube-bikes.de
FORMULA	FORMULA Deutschland GmbH	Hochstalt 12	83253 Rimsting	+49 (0)8054. 902947	service@formula-brake.it
Reynolds	T&S Vertriebs GmbH	Heerweg 5	72574 Bad Urach	+49 (0)7125. 937676	info@lunds.com
Thomson	RTI Sports	Rudolf-Diesel-Str. 21	56220 Urmitz	+49 (0)2630. 95520	service@rtisports.de
Truvativ	SRAM DSD	Romstr. 1	97424 Schweinfurt	+49 (0)800. 6646360	dsd.germany@sram.com



Michael Preu



Andreas Ziegau



Otto Schardt



Claus Wachsmann Jörg Sehr



Jörg Sehr



Jochen Raabe



Franziska Reckung



Katharina Kopp



Kerstin Stadlbauer



Andrea Kuchenreuther



Lydia Steiner



Sabrina Jaschke



Corina Graser




Sarah Nappert



Anastasia Ioannidou



Mario Lober**Andrea
Kuchenreuther****Carsten Adam****Kerstin
Stadlbauer****Romina Dumler****Nicole Heider****Claus Wachsmann** **Sabine Wachsmann****Andreas
Schönberg****Sebastian Förth**

CUBE STAFF

Warranty and Guarantee Terms and Conditions

Basically we provide the warranty required by statute of 2 years on all items with effect from the date of sale. In addition we extend our services in the event of frame breakage outside the statutory guarantee period for a guarantee period of 5 years from the date of sale to the dealer.

This service relate only to the frame, fitted components necessary for frame modification (e.g. saddle post, derailleur, handlebar set, shock absorbers ...) must be borne by the customer personally.

We reserve the right to repair defective frames or parts or to replace them with the corresponding update model. The precondition is normal use of the bike in accordance with the manufacturer's stipulations.

Modification work outside the statutory guarantee period (2 years) is not carried out or refunded by us free of charge.

We therefore request that the customer be acquainted with this stipulation on conclusion of the contract in order to avoid irritation at a later date.

Excluded from the guarantee and warranty are all forms of damage due to improper use or use not in accordance with that designated (e.g. use of a standard frame as a dirt bike, fitting double bridge forks, extension of spring travel, overstressing due to jumps etc.) and all defects due to normal wear and tear.

The extended warranty does not apply to the Fritzz model, all dirt bikes, all carbon frames and all fitted components related to frame changing.

Special case of carbon frame and carbon forks

We offer you and your customer a CCR Service (CUBE Crash Replacement Service) = exchange service for damaged carbon frames and carbon forks. This exchange service is intended provide an uncomplicated and cost-saving exchange service for your customer following a crash resulting in damage to the frame/carbon forks which is obvious or cannot be excluded.

The following points must be noted here:

- » The end user must bring the bike with all fitted components to the specialist dealer. In addition the purchase receipt, the frame rigidity data sheet enclosed in the packaging on delivery plus a brief description of the accident must be supplied.
- » Our Technical Support must be contacted (Tel: 09231-9700-738/-753.
- » In order to be able to carry out a thorough visual and technical inspection we shall collect the bike or frame to be checked back in any event. Collection is arranged by us.
- » On the basis of the results a decision shall be taken as to whether the frame needs to be exchanged. In the event of doubt and/or suspected misuse we reserve the right to have the frame examined by a specialist assessor.

If misuse is discovered we shall invoice these costs accordingly.

Prices under the terms of our exchange guarantee plus statutory VAT:

Frame:

STING SUPER HPC	690€
AMS HPC	600€
STEREO HPC	600€
REACTION GTC	340€
ELITE HPC	400€
LITENING SUPER HPC	490€
LITENING HPC	400€
AGREE GTC	320€
AERIUM HPC	500€

Forks:

Dedacciai Black Speed	40€
Dedacciai Black Blade	45€
Dedacciai Black Fin	80€
Dedacciai CSL 1	120€
Easton EC70X	80€
Easton EC90 SL CNT	135€
Easton EC90 Aero CNT	135€

(plus 50 € net flat-rate modification charge for all frames)

All modification work carried out by the dealer under the terms of the CCR may be charged directly to the customer.

Inspection of new goods received

Should you discover any defect on receipt of a bike please inform us immediately. With every receipt of goods the following must be noted:

Goods must be checked immediately on receipt and a claim submitted.

Obvious defects must be claimed for within 10 days following receipt of goods.

Hidden defects must be notified immediately following discovery of the defect.

In the case of goods with obvious transit damage (e.g. torn open or severely dented cardboard box etc.) acceptance should be refused.

Warranty/Guarantee Processing

Should complaints occur, we request that you note the following points:

For information regarding ability to deliver, incorrect deliveries and general shipment questions Internal Sales Department responsible will be pleased to be of assistance to you at all times (See Internal Sales Telephone Directory on Page 288).

Please only call our Technical Support in the event of defective frames or new parts and in the event of technical questions.

In that way you will help to avoid delays in the processing of claims.

Technical Support:

Tel: +49 9231 97007 38 or
+49 9231 97007 53

Fax: +49 9231 97007 61

E-Mail: techsupport@cube.eu

Please have the customer number and/or receipt number to hand or, if it is not a matter of new goods, the production code.

Production Code**S-Nr: 612001**

After recording the item claimed against (model, year of manufacture, equipment, size, colour etc.) and a brief description of the reason for the claim (please describe the problem as accurately as possible) you will receive an RMA number from our Technical Support.

Only with this RMA can a smooth and swift processing of the warranty be guaranteed!

In order to shorten processing time we generally endeavour to make an exchange in advance. The goods claimed against must in this case be returned within a period of 3 weeks.

In the event of unjustified grounds for return or false information regarding the condition of the goods we reserve the right to invoice costs thus incurred.

In the event of unreturned goods, but already exchanged in advance we shall invoice the exchanged goods on expiry of the return period.

Please note that only goods included in the relevant RMA order are in the cardboard box and that the goods

are packed sufficiently securely (see illustrations below). We accept no liability for damage caused by inadequate packaging.

Packaging examples:

Racing bike



MTB, Fully

It is helpful with every return to enclose an accompanying letter with the RMA number, customer number and detailed description of the problem plus a copy of the sales receipt.

Used or defective fitted components must be claimed for directly from the national distributor (See Page 287 for the service addresses of our suppliers).

Please send claims indicating the RMA number to the following delivery address or arrange for them to be collected by our returns service:

Pending System GmbH Co. KG
 Technical Support
 Ludwig - Hüttner - Strasse 5-7
 95679 Waldershof



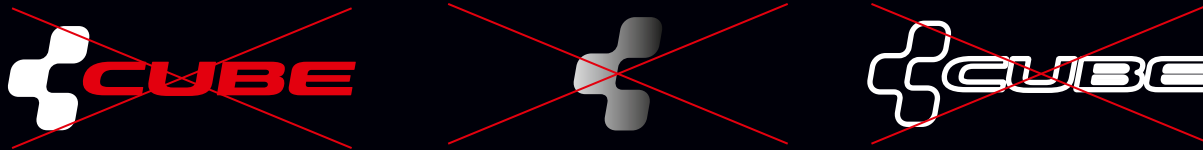


Using the Logo

The CUBE Logo is free for use in just these exclusive versions:



Such changes and older versions are forbidden:



Logo- and picture download

You find official CUBE pictures, action pictures and logos on the CUBE website. Therefore you visit the CUBE website and sign-in under "LOGIN". Please insert the given access data.

Rights of use

The rights for all used texts, pictures and logos belong to PENDING SYSTEM GMBH & CO KG. The use is just allowed with the license given by PENDING SYSTEM GMBH & CO KG. This license is given with reservation of revocation. To use the pictures in the internet or other electronic media is forbidden.





4c media

Design & Media-Produktion by Werbeagentur 4c media
Oberkonnersreuther Straße 6a · 95448 Bayreuth
Phone: +4992115087990 · Website: www.cccc.de